



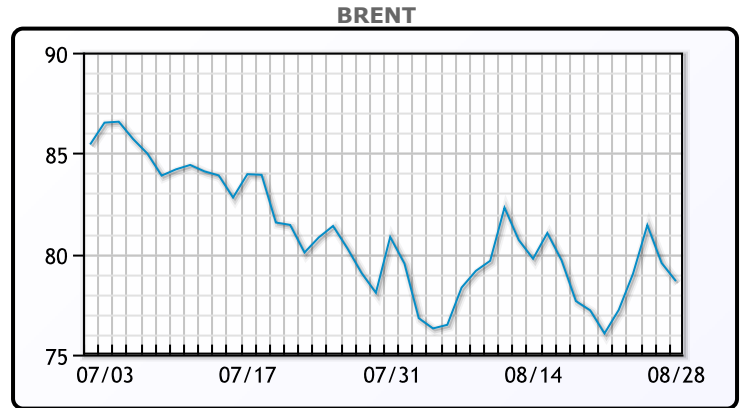
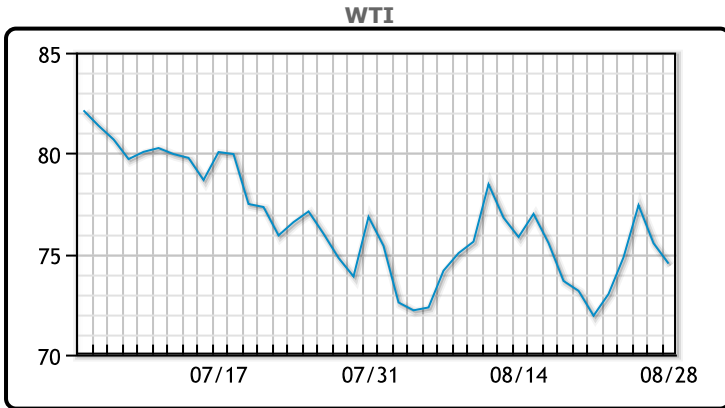
MARKET DAILY

<https://www.pflpetroleum.com>
 1865 Veterans Park Dr. Suite 303
 Naples, Florida 34109
 Phone: 239-390-2885
 Fax: 239-949-0611
 Aug 28, 2024 5:30 PM

Major Energy Futures		
	Settle	Change
Brent	78.65	-0.90
Gas Oil	692.5	-18.25
Natural Gas	2.097	-0.045
RBOB	221.48	-3.3
ULSD	222.91	-6.18
WTI	74.52	-1.01

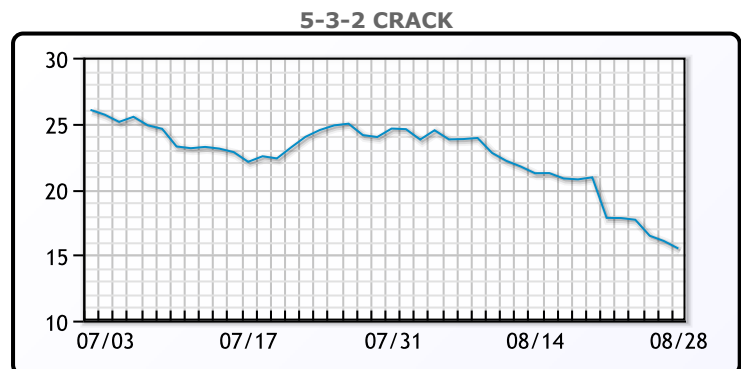
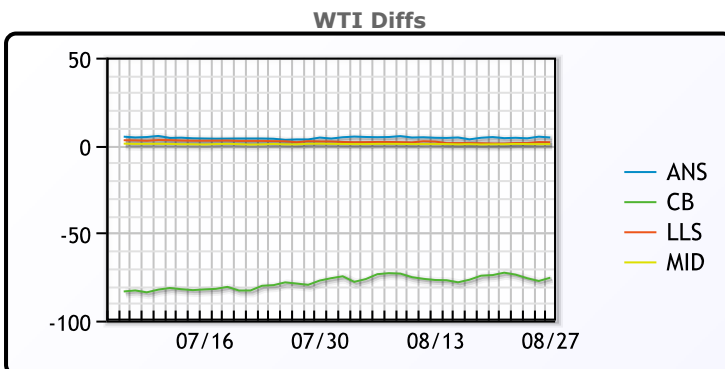
Market Commentary
 Oil prices dropped by 1% on Wednesday due to a smaller-than-expected decline in U.S. crude stockpiles and concerns about weak Chinese demand. Brent crude fell by 90 cents (1.13%) to \$78.65 a barrel, and U.S. West Texas Intermediate (WTI) dropped \$1.01 (1.34%) to \$74.52. U.S. crude inventories decreased by 846,000 barrels last week, less than the anticipated 2.3 million barrel draw. Matt Smith from Kpler noted that "ongoing strength in imports and a tick lower in exports helped keep the draw in check." Concerns over weak demand in China also weighed on prices, with Barclays' Amarpreet Singh stating that "demand in China remains weak, and the expected second-half rebound has yet to show credible signs of commencing." Despite the decline, supply risks in Libya and the Middle East, including the ongoing conflict between Israel and Hamas, helped limit further price drops. Tim Snyder from Matador Economics remarked, "Geopolitical risks will continue to put world crude oil prices on edge."

Crude & Product Markets

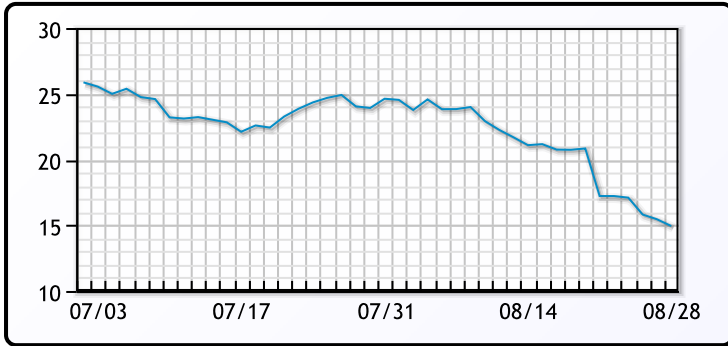


CRUDE			
	Last	Week Ago	Month Ago
ANS	79.96	78.08	81.56
BLS	73.2	73.14	68.65
LLS	77.26	75.09	79.31
Mid	76.23	74.58	78.05
WTI	75.53	73.79	77.16

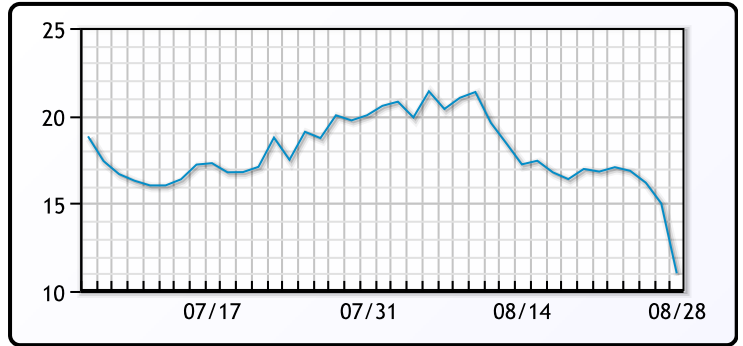
PRODUCTS			
	Last	Week Ago	Month Ago
Gulf RBOB	1.9948	2.2111	2.377
Gulf ULSD	2.1746	2.2401	2.3411
NYH RBOB	2.2268	2.3001	2.466
NYH ULSD	2.1991	2.3016	2.4017
USGC 3%	62.36	59.6	63.38



3-2-1 Crack



Gulf 3-2-1 Crack



NGLs

MB

	Last	Week Ago	Month Ago
Butane	81.5	79.4	76.1
IsoButane	107.4	109	110.9
Natural Gasoline	148.8	143.6	147.8
Propane	76.5	76.8	76

CONWAY

	Last	Week Ago	Month Ago
Butane	98.3	96.3	91.8
IsoButane	118	117	120
Natural Gasoline	150.8	146.3	147.8
Propane	73.4	73	74.4

MB NON

	Last	Week Ago	Month Ago
Butane	101.5	99.4	96.1
IsoButane	107.4	109	110.9
Natural Gasoline	148.8	143.6	147.8
Propane	75.3	75.5	77.4

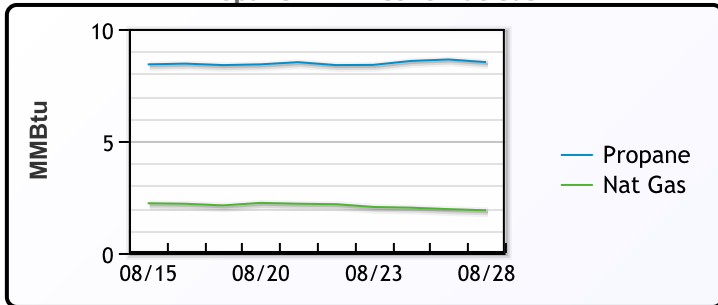
EDMONTON

	Last	Week Ago	Month Ago
Propane	48.4	49	50.4

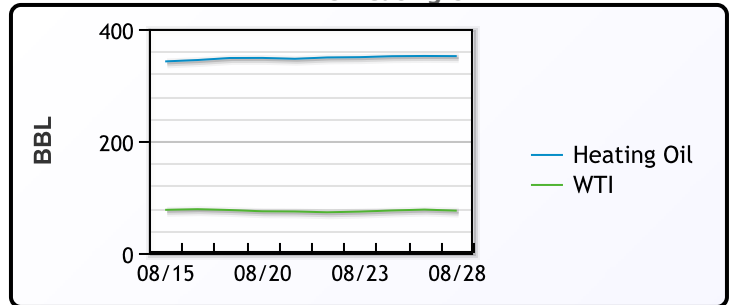
SARNIA

	Last	Week Ago	Month Ago
Propane	83.5	83	82.5

Propane MT.B Tet vs Nat Gas



WTI vs Heating Oil



FX

	Last	Change
CAD	1.348	-0.0001
DXY	101.059	0.507
Gold	2504.61	-20.03

RATES

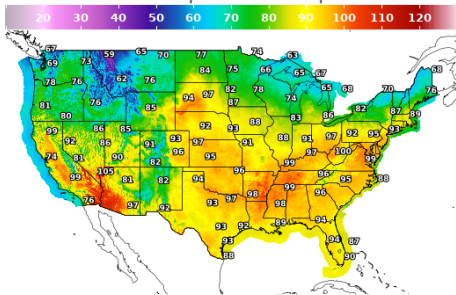
	Last	Change
US 2yr	3.865	-0.0342
US 10yr	3.8349	0.0133
CAN 10yr	3.089	0.029

EQUITIES

	Last	Change
Nasdaq	17556.03	-198.79
TSX	1386.62	-6.341
S&P 500	5592.18	-33.62

Weather Data

Temperature Map



City	HIGH °F	LOW °F
Calgary	51	44
Conway	77	51
Cushing	96	74
Denver	91	70
Houston	90	79
Mont Belvieu	89	75
Sarnia	76	64
Williston	76	58

Precipitation Map

