



MARKET DAILY

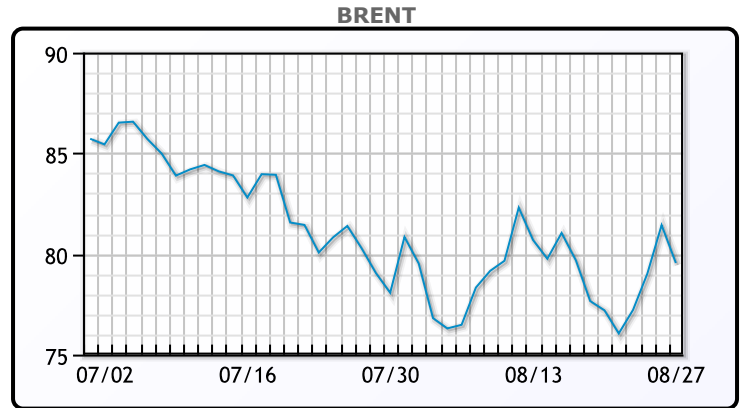
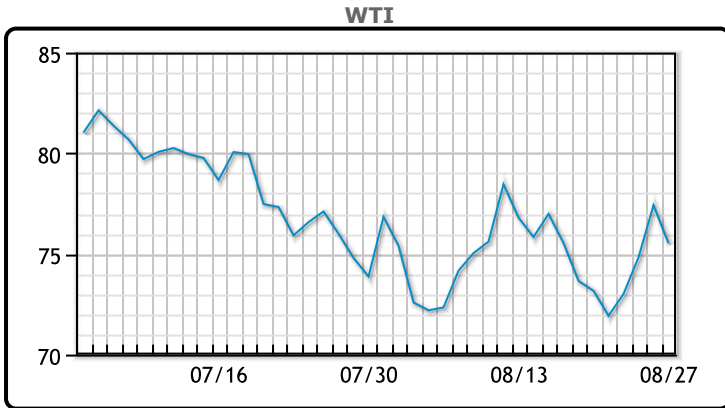
<https://www.pflpetroleum.com>
 1865 Veterans Park Dr. Suite 303
 Naples, Florida 34109
 Phone: 239-390-2885
 Fax: 239-949-0611
 Aug 27, 2024 5:46 PM

Major Energy Futures		
	Settle	Change
Brent	79.55	-1.88
Gas Oil	708	18
Natural Gas	1.904	-0.066
RBOB	224.69	-0.52
ULSD	228.62	4.83
WTI	75.53	-1.89

Market Commentary

On Tuesday, oil prices fell around 2% due to concerns over slower economic growth in the U.S. and China, which could reduce energy demand, following a 7% surge over the prior three days. Brent crude dropped \$1.88, or 2.3%, to \$79.55 a barrel, while U.S. West Texas Intermediate (WTI) crude declined \$1.89, or 2.4%, to \$75.53. Analysts at Ritterbusch and Associates noted, "Today's price pullback, although significant, still fell within range of a normal and deserved correction following a substantial three-day \$6-per-barrel advance." Technical resistance and low U.S. gasoline futures also pressured prices. Despite bullish news from Libya and the Middle East, economic worries in the U.S. and China dominated the market, with Goldman Sachs cutting its 2025 Brent forecast due to slower demand in China. U.S. consumer confidence rose, but increasing unemployment stoked expectations of a Federal Reserve rate cut next month, which could boost economic growth and oil demand.

Crude & Product Markets

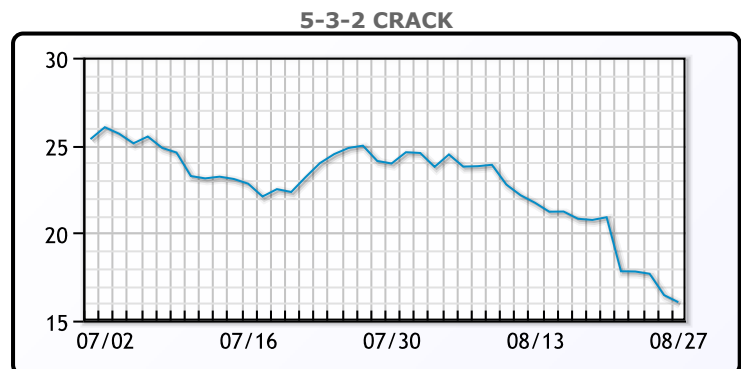
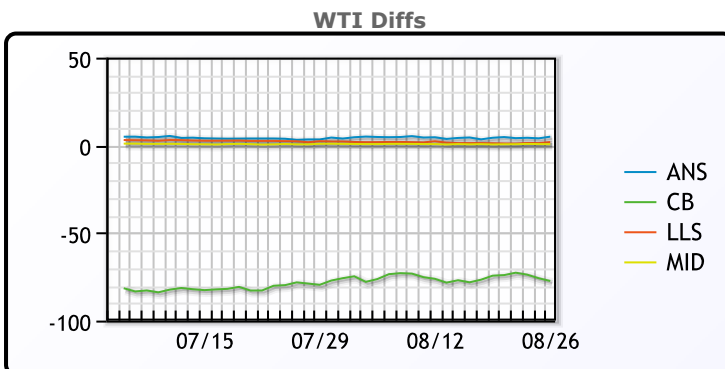


CRUDE

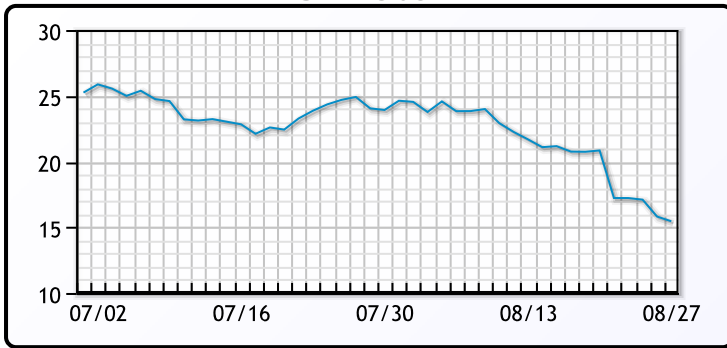
	Last	Week Ago	Month Ago
ANS	82.34	76.74	81.56
BLS	73.2	73.14	68.65
LLS	79.25	73.67	79.31
Mid	78.06	73.29	78.05
WTI	77.42	72.67	77.16

PRODUCTS

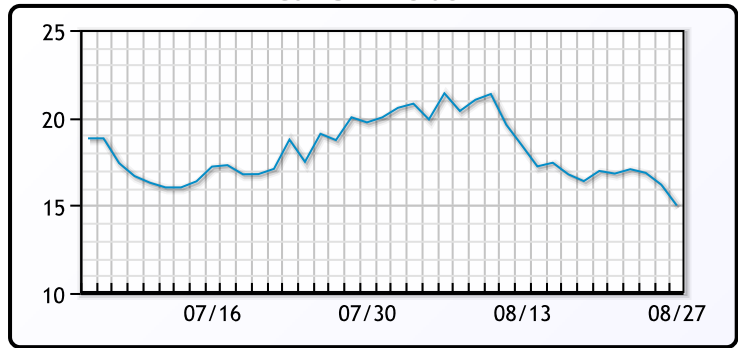
	Last	Week Ago	Month Ago
Gulf RBOB	2.0376	2.1818	2.377
Gulf ULSD	2.2296	2.2037	2.3411
NYH RBOB	2.2629	2.2527	2.466
NYH ULSD	2.2562	2.242	2.4017
USGC 3%	63.74	58.58	63.38



3-2-1 Crack



Gulf 3-2-1 Crack



NGLs

MB

	Last	Week Ago	Month Ago
Butane	81.5	79.6	76.1
IsoButane	108.8	109.8	110.9
Natural Gasoline	150.1	146.3	147.8
Propane	78	78	76

CONWAY

	Last	Week Ago	Month Ago
Butane	98.8	96.5	91.8
IsoButane	115	120	120
Natural Gasoline	153	148	147.8
Propane	74.8	74.5	74.4

MB NON

	Last	Week Ago	Month Ago
Butane	101.5	99.6	96.1
IsoButane	108.8	109.8	110.9
Natural Gasoline	150.1	146.3	147.8
Propane	76.3	76.5	77.4

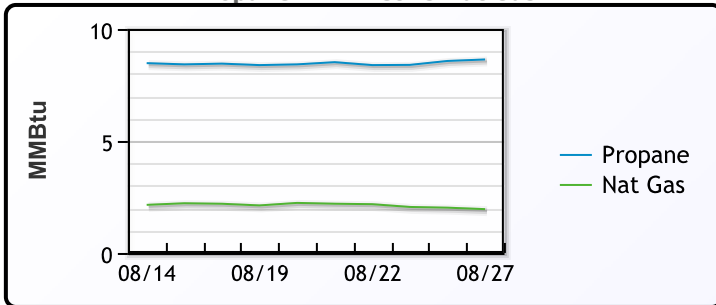
EDMONTON

	Last	Week Ago	Month Ago
Propane	49.8	50.5	50.4

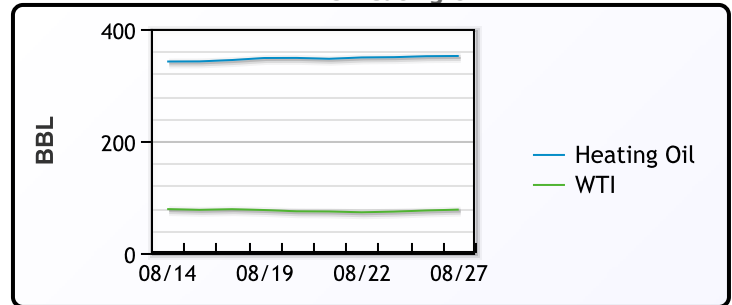
SARNIA

	Last	Week Ago	Month Ago
Propane	83.5	83	82.5

Propane MT.B Tet vs Nat Gas



WTI vs Heating Oil



FX

	Last	Change
CAD	1.3443	-0.0001
DXY	100.554	-0.297
Gold	2524.77	0.13

RATES

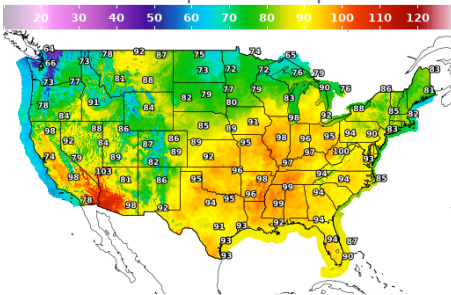
	Last	Change
US 2yr	3.8992	-0.0366
US 10yr	3.8216	0.0056
CAN 10yr	3.06	0.004

EQUITIES

	Last	Change
Nasdaq	17754.82	29.05
TSX	1392.961	-4.942
S&P 500	5625.8	8.96

Weather Data

Temperature Map



City	HIGH °F	LOW °F
Calgary	76	49
Conway	65	53
Cushing	96	72
Denver	85	67
Houston	89	79
Mont Belvieu	88	76
Sarnia	90	68
Williston	79	59

Precipitation Map

