



MARKET DAILY

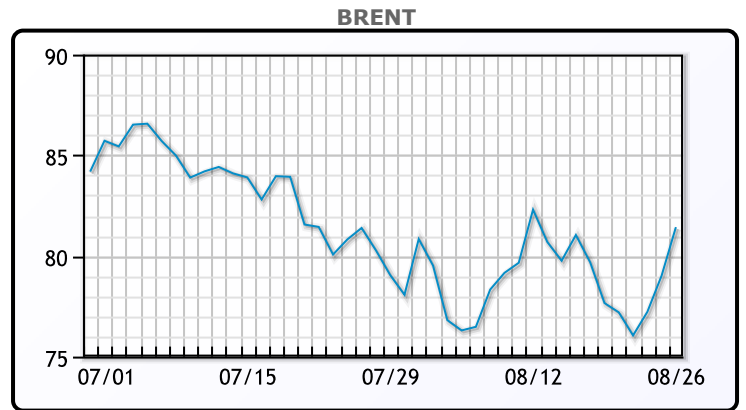
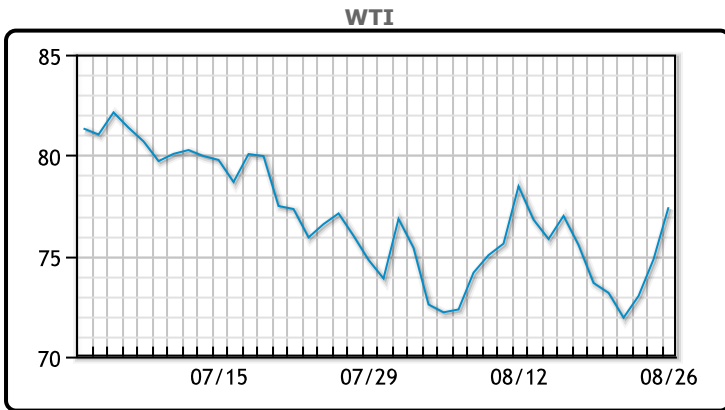
<https://www.pflpetroleum.com>
 1865 Veterans Park Dr. Suite 303
 Naples, Florida 34109
 Phone: 239-390-2885
 Fax: 239-949-0611
 Aug 26, 2024 6:26 PM

Major Energy Futures		
	Settle	Change
Brent	83.36	0.57
Gas Oil	726.25	10
Natural Gas	1.956	-0.066
RBOB	227.99	-0.52
ULSD	234.8	4.83
WTI	79.12	0.86

Market Commentary

Oil prices rose today on signs of improving demand. Prices drew support from expectations of strong U.S. gasoline demand, as motorist group AAA forecast this year's Memorial Day travel activity will be the highest since 2005, with road trips at a record since 2000. On the supply front, investors are watching for potential oil supply disruptions in Western Canada due to wildfires the country's government has warned could be "catastrophic". "Canadian oil sands production currently has a 3.3 million barrel daily capacity, which is very likely to be affected moving into the summer," said Alex Hodes, analyst at energy brokerage StoneX. Analysts expect the U.S. central bank to keep its policy rate on hold for longer, supporting the dollar and making dollar-denominated oil more expensive for buyers holding other currencies. WTI traded up \$0.86 or 1.1% to close at \$79.12. Brent traded up \$0.57 or 0.7% to close at \$83.36.

Crude & Product Markets

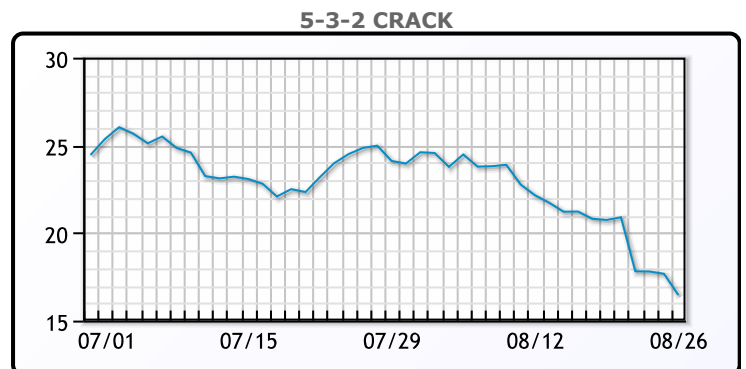
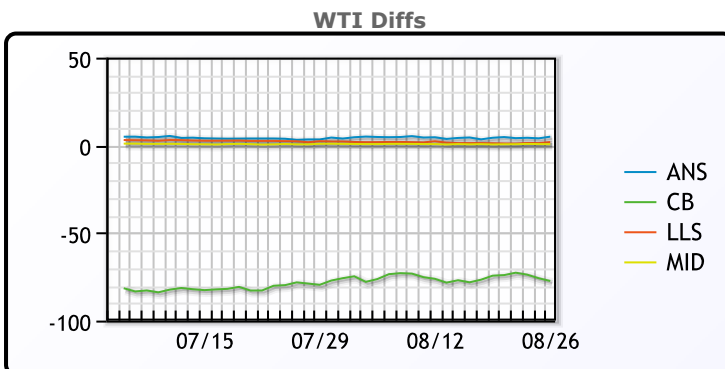


CRUDE

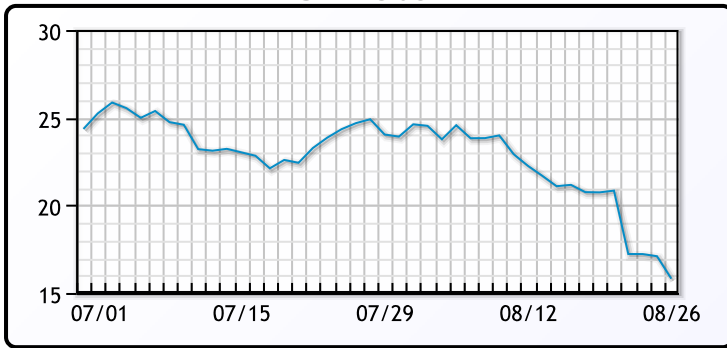
	Last	Week Ago	Month Ago
ANS	82.34	76.74	81.56
BLS	73.2	73.14	68.65
LLS	79.25	73.67	79.31
Mid	78.06	73.29	78.05
WTI	77.42	72.67	77.16

PRODUCTS

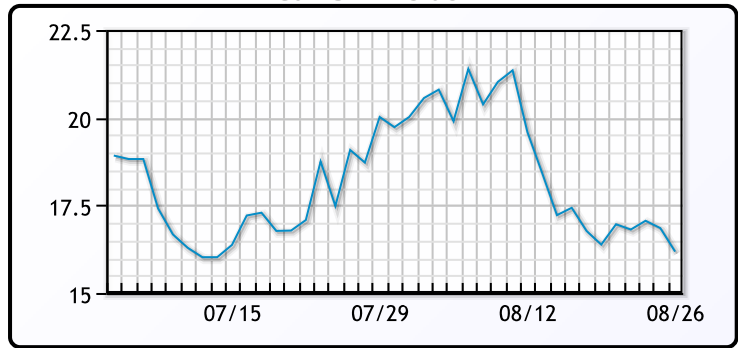
	Last	Week Ago	Month Ago
Gulf RBOB	2.2199	2.1488	2.377
Gulf ULSD	2.2917	2.1832	2.3411
NYH RBOB	2.2959	2.216	2.466
NYH ULSD	2.308	2.22345	2.4017
USGC 3%	63.74	58.58	63.38



3-2-1 Crack



Gulf 3-2-1 Crack



NGLs

MB

	Last	Week Ago	Month Ago
Butane	96	93	87.375
IsoButane	107.5	109.5	113.5
Natural Gasoline	154	148.1	147.8
Propane	79.75	77	76.75

CONWAY

	Last	Week Ago	Month Ago
Butane	99	95	91.875
IsoButane	117	118	119.5
Natural Gasoline	155	147.5	148
Propane	76.5	73	74.125

MB NON

	Last	Week Ago	Month Ago
Butane	102	99	96.375
IsoButane	107.5	109.5	113.5
Natural Gasoline	153.875	146.75	148.5
Propane	77.6	75.6	77.4

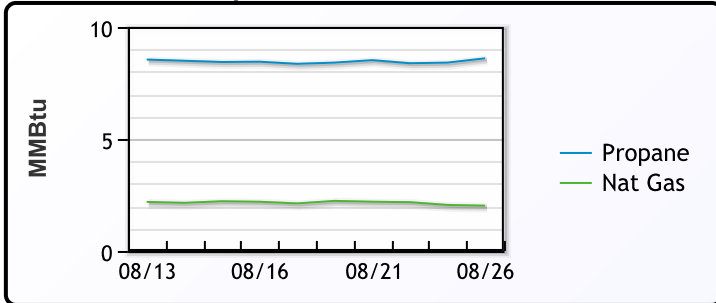
EDMONTON

	Last	Week Ago	Month Ago
Propane	49.3	49.8	50.4

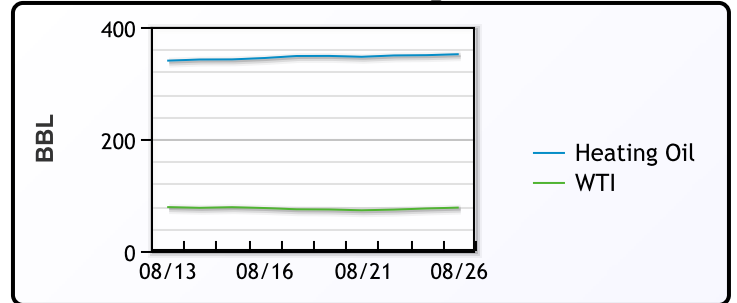
SARNIA

	Last	Week Ago	Month Ago
Propane	83.5	83	82.5

Propane MT.B Tet vs Nat Gas



WTI vs Heating Oil



FX

	Last	Change
CAD	1.3484	-0.0003
DXY	100.851	0.133
Gold	2517.4	-0.63

RATES

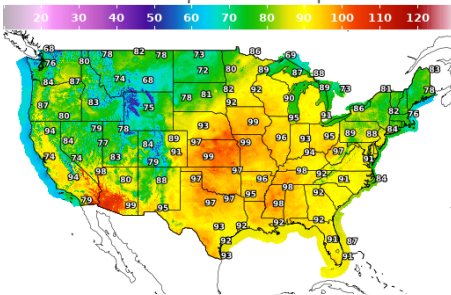
	Last	Change
US 2yr	3.9358	0.0205
US 10yr	3.816	0.017
CAN 10yr	3.056	0.024

EQUITIES

	Last	Change
Nasdaq	17725.77	-152.02
TSX	1397.903	3.439
S&P 500	5616.84	-17.77

Weather Data

Temperature Map



City	HIGH °F	LOW °F
Calgary	77	48
Conway	75	61
Cushing	97	72
Denver	85	68
Houston	89	78
Mont Belvieu	89	74
Sarnia	87	67
Williston	72	63

Precipitation Map

