



MARKET DAILY

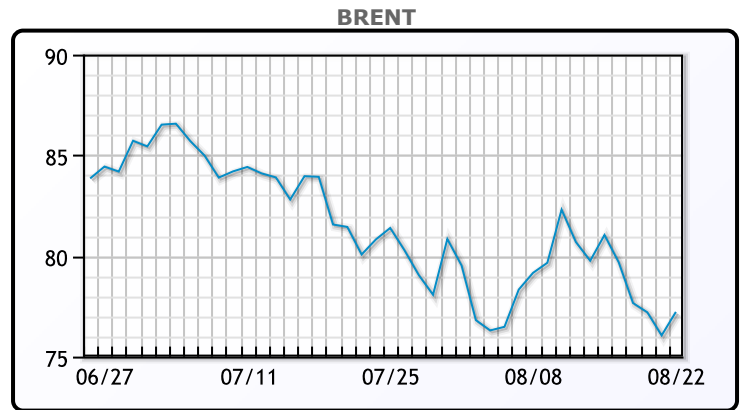
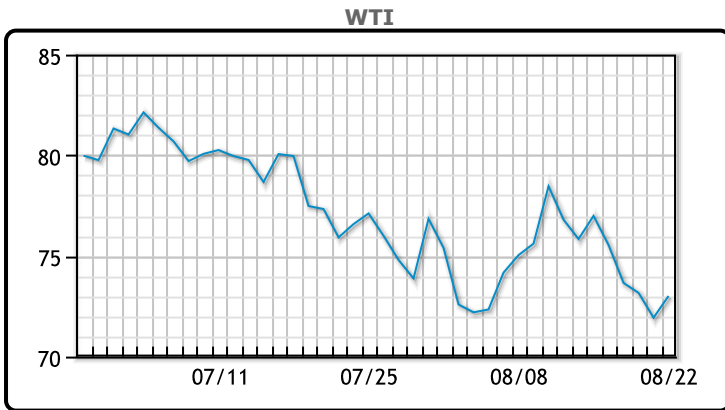
<https://www.pflpetroleum.com>
 1865 Veterans Park Dr. Suite 303
 Naples, Florida 34109
 Phone: 239-390-2885
 Fax: 239-949-0611
 Aug 22, 2024 6:41 PM

Major Energy Futures		
	Settle	Change
Brent	77.22	1.17
Gas Oil	698.25	7.25
Natural Gas	2.053	-0.124
RBOB	224.37	3.87
ULSD	226.35	1.38
WTI	73.01	1.08

Market Commentary

Oil prices were higher today trading up on hopes of a fed cut in a few weeks. Prices rebounded after four straight days of declines. On Wednesday, minutes of the Federal Reserve's July meeting showed most Fed officials thought the central bank was on track for an interest rate cut next month. "The dollar has been sold off on the interest rate cut news," said John Kilduff, Partner at Again Capital. "Everyone is now talking about the Fed cutting rates by 50 basis points, which would be significant," he said. On Thursday, the U.S. Labor Department said the number of jobless claims ticked up last week, but appeared to be steady near a level consistent with gradual cooling of the labor market. This also sets the stage for interest rate cuts. WTI traded up \$1.08 or 1.5% to close at \$73.01 Brent traded down \$1.17 or -1.54% to close at \$77.22.

Crude & Product Markets

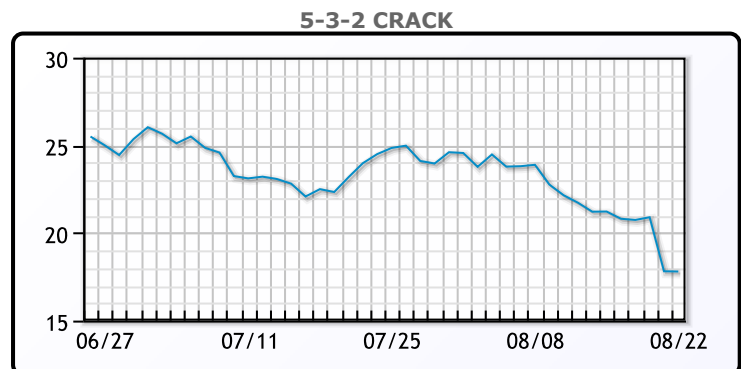
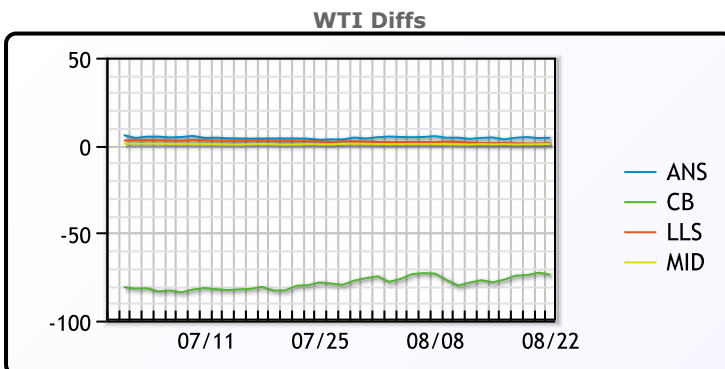


CRUDE

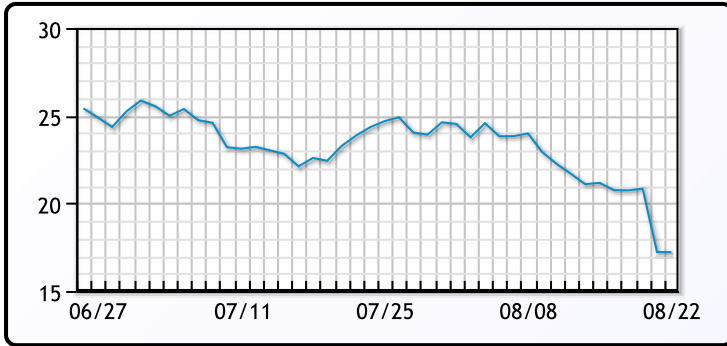
	Last	Week Ago	Month Ago
ANS	78.08	80.04	83.51
BLS	73.2	73.14	68.65
LLS	75.09	77.9	82.15
Mid	74.58	77.31	80.54
WTI	73.79	76.65	79.78

PRODUCTS

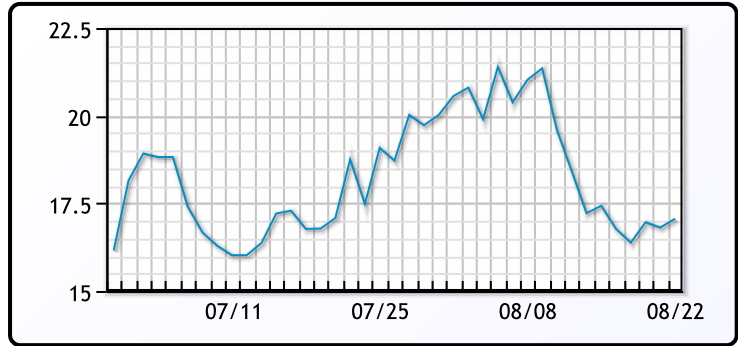
	Last	Week Ago	Month Ago
Gulf RBOB	2.1818	2.2427	2.4241
Gulf ULSD	2.2037	2.2487	2.3588
NYH RBOB	2.2527	2.3517	2.4836
NYH ULSD	2.242	2.2812	2.4148
USGC 3%	59.6	62.28	64.92



3-2-1 Crack



Gulf 3-2-1 Crack



NGLs

MB

	Last	Week Ago	Month Ago
Butane	93	92.5	87.25
IsoButane	108.5	109.25	110.5
Natural Gasoline	147.1	153	148.4
Propane	77	77.375	76.75

CONWAY

	Last	Week Ago	Month Ago
Butane	96	93	91.5
IsoButane	118	117	118
Natural Gasoline	148.5	154	150.25
Propane	73	73.875	74.25

MB NON

	Last	Week Ago	Month Ago
Butane	99	98.5	96.25
IsoButane	108.5	109.25	110.5
Natural Gasoline	146.75	152.25	149.75
Propane	75.4	75.6	77.5

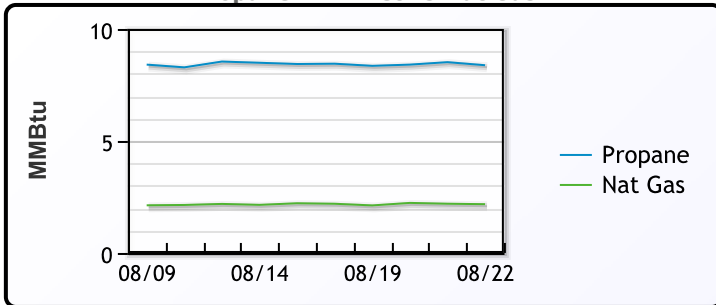
EDMONTON

	Last	Week Ago	Month Ago
Propane	47	49.8	48.5

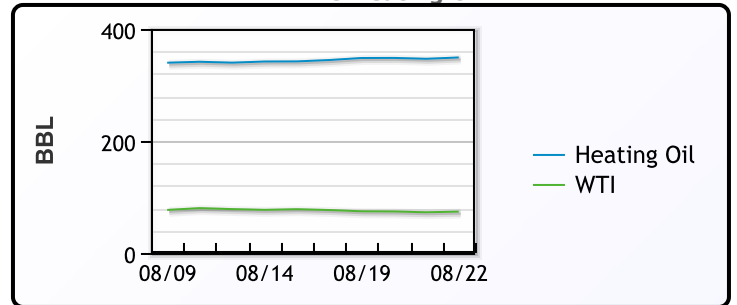
SARNIA

	Last	Week Ago	Month Ago
Propane	81.6	83	82.8

Propane MT.B Tet vs Nat Gas



WTI vs Heating Oil



FX

	Last	Change
CAD	1.3608	-0.0008
DXY	101.508	0.469
Gold	2485.33	0.58

RATES

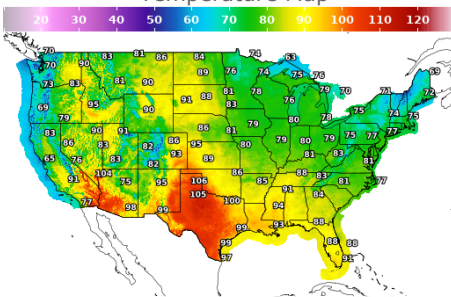
	Last	Change
US 2yr	4.0035	0.073
US 10yr	3.8521	0.0511
CAN 10yr	3.071	0.055

EQUITIES

	Last	Change
Nasdaq	17619.35	-299.64
TSX	1380.436	-4.08
S&P 500	5570.64	-50.21

Weather Data

Temperature Map



City	HIGH °F	LOW °F
Calgary	71	48
Conway	82	63
Cushing	88	67
Denver	87	67
Houston	97	84
Mont Belvieu	94	80
Sarnia	74	51
Williston	85	63

Precipitation Map

