



MARKET DAILY

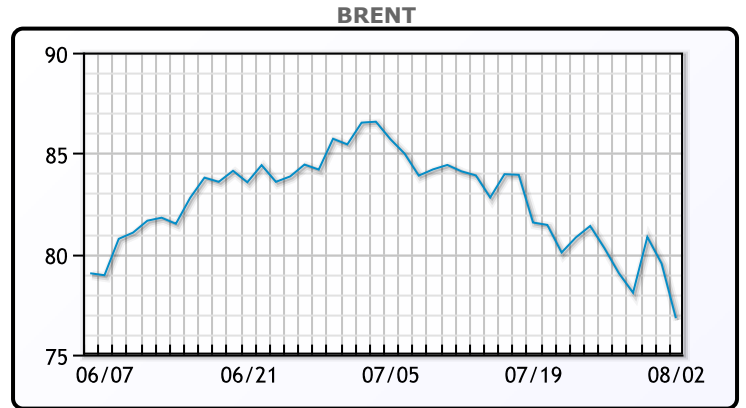
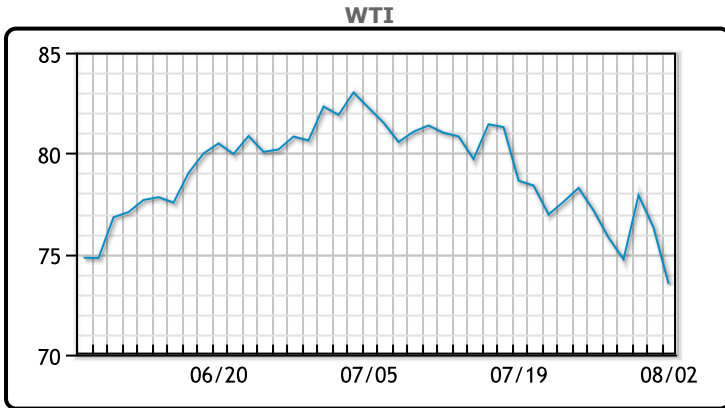
<https://www.pflpetroleum.com>
 1865 Veterans Park Dr. Suite 303
 Naples, Florida 34109
 Phone: 239-390-2885
 Fax: 239-949-0611
 Aug 2, 2024 5:23 PM

Major Energy Futures		
	Settle	Change
Brent	76.81	-2.71
Gas Oil	712.75	0.5
Natural Gas	1.967	-0.068
RBOB	231.76	-4.45
ULSD	231.85	-3.19
WTI	73.52	-2.79

Market Commentary

Oil prices sank today along with other financial markets after disappointing US jobs numbers. U.S. job growth slowed more than expected in July and unemployment increased to 4.3%, pointing to raising fears of a possible recession. "We moved from a demand-driven market to a geopolitical one for maybe two days then we absolutely nosedived on all this economic data," said Tim Snyder, chief economist at Matador Economics. Meanwhile, OPEC oil output rose in July, a Reuters survey found, as a rebound in Saudi Arabian supply and small increases elsewhere offset the impact of ongoing voluntary supply cuts by other members and the wider OPEC+ alliance. An OPEC+ meeting on Thursday had left the group's oil output policy unchanged, including a plan to start unwinding one layer of production cuts from October. WTI traded down \$2.79 or -3.66% to close at \$73.52. Brent traded down \$2.71 or -3.41% to close at \$76.81.

Crude & Product Markets

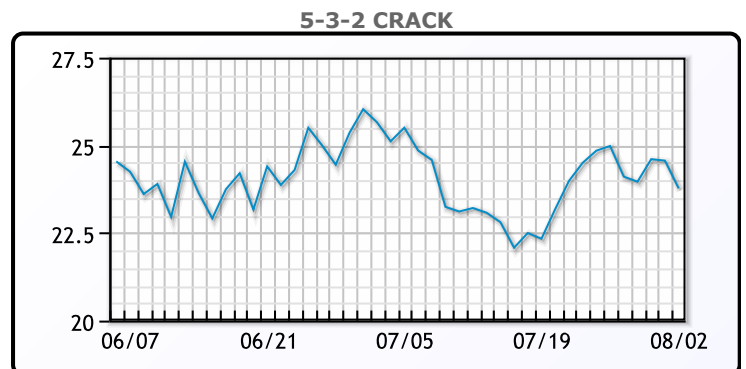
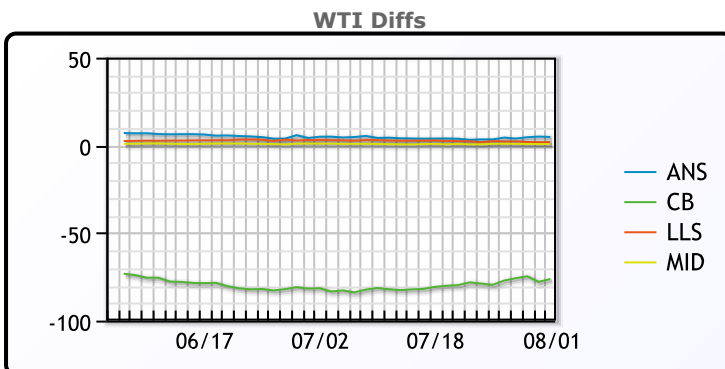


CRUDE

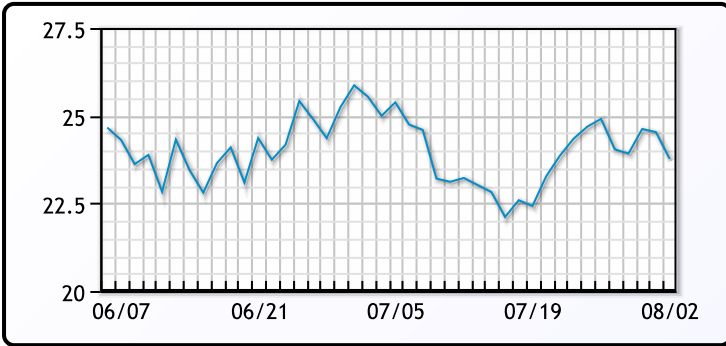
	Last	Week Ago	Month Ago
ANS	81.05	81.56	88.3
BLS	73.2	73.14	68.65
LLS	78.11	79.31	86.28
Mid	77.01	78.05	84.33
WTI	76.31	77.16	83.38

PRODUCTS

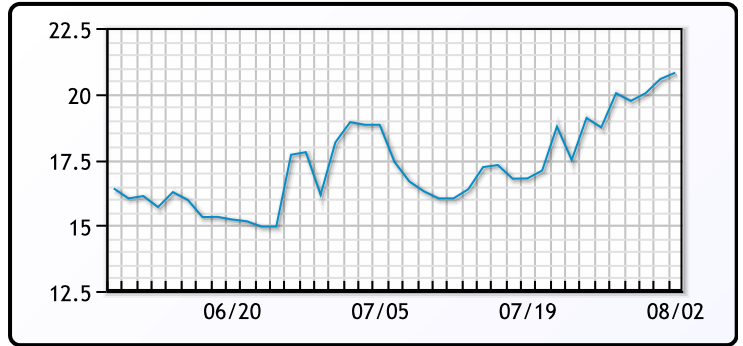
	Last	Week Ago	Month Ago
Gulf RBOB	2.2951	2.377	2.4534
Gulf ULSD	2.2185	2.3411	2.5597
NYH RBOB	2.3606	2.466	2.5939
NYH ULSD	2.2685	2.4017	2.6247
USGC 3%	62.59	63.38	69.17



3-2-1 Crack



Gulf 3-2-1 Crack



NGLs

MB

	Last	Week Ago	Month Ago
Butane	71.3	76.1	80.5
IsoButane	108.6	110.9	121.4
Natural Gasoline	144.4	147.8	159.6
Propane	72.1	76	83.8

CONWAY

	Last	Week Ago	Month Ago
Butane	87.3	91.8	95.5
IsoButane	116	120	131
Natural Gasoline	144.5	147.8	158.5
Propane	70.3	74.4	81

MB NON

	Last	Week Ago	Month Ago
Butane	91.3	96.1	100.5
IsoButane	108.6	110.9	121.4
Natural Gasoline	144.4	147.8	159.6
Propane	71.8	77.4	84.5

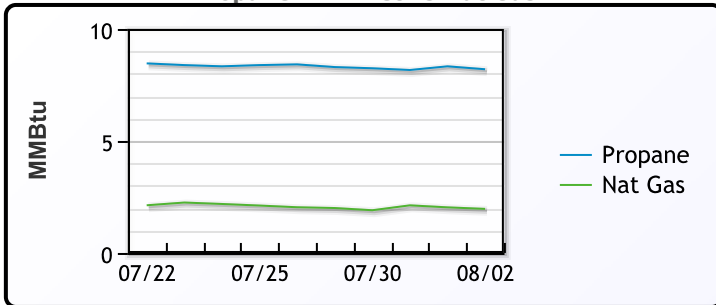
EDMONTON

	Last	Week Ago	Month Ago
Propane	45.3	50.4	56

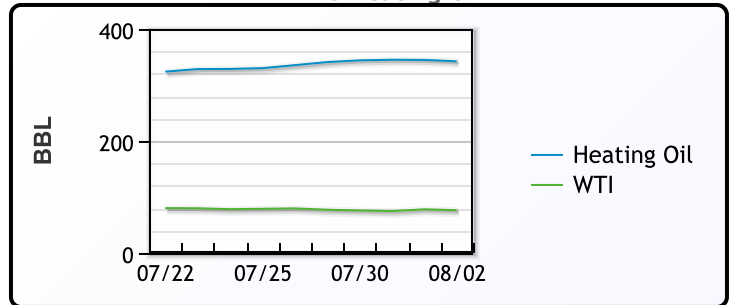
SARNIA

	Last	Week Ago	Month Ago
Propane	80	82.5	87.3

Propane MT.B Tet vs Nat Gas



WTI vs Heating Oil



FX

	Last	Change
CAD	1.3873	-0.0001
DXY	103.221	-1.2
Gold	2443.24	-3.02

RATES

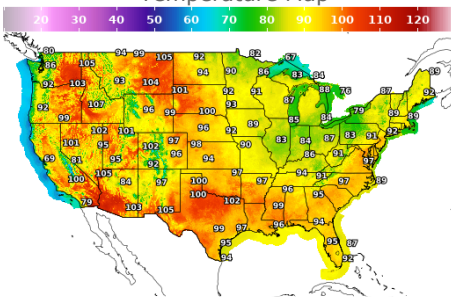
	Last	Change
US 2yr	3.8798	-0.2684
US 10yr	3.7904	-0.1856
CAN 10yr	3	-0.107

EQUITIES

	Last	Change
Nasdaq	16776.16	-417.98
TSX	1329.97	-28.138
S&P 500	5346.56	-100.12

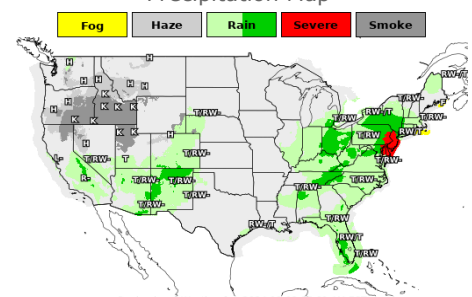
Weather Data

Temperature Map



City	HIGH °F	LOW °F
Calgary	83	60
Conway	85	59
Cushing	97	73
Denver	97	74
Houston	98	80
Mont Belvieu	95	78
Sarnia	81	68
Williston	99	66

Precipitation Map



This report has been prepared by PFL Petroleum Limited personnel for your information only and the views expressed are intended to provide market commentary and are not recommendations. This report is not an offer to sell or a solicitation of any offer to buy any security. The information contained herein has been compiled by PFL from sources believed to be reliable, but no representation or warranty, express or implied, is made by PFL Petroleum Limited, its affiliates or any other person as to its accuracy, completeness or correctness. Copyright 2017 PFL Petroleum Limited. All Rights Reserved