



MARKET DAILY

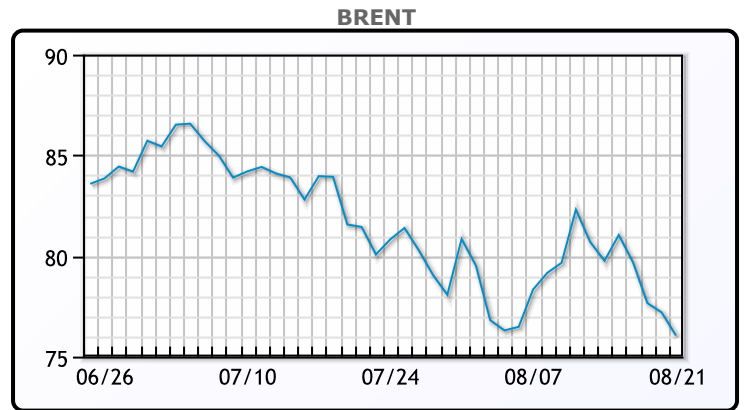
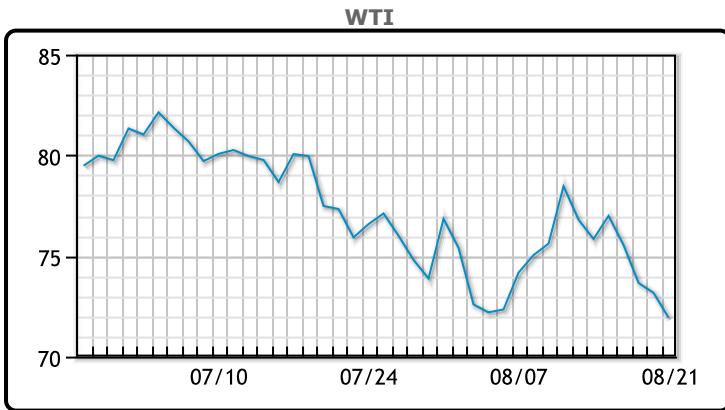
<https://www.pflpetroleum.com>
 1865 Veterans Park Dr. Suite 303
 Naples, Florida 34109
 Phone: 239-390-2885
 Fax: 239-949-0611
 Aug 21, 2024 5:53 PM

Major Energy Futures		
	Settle	Change
Brent	76.05	-1.15
Gas Oil	699.25	-17.5
Natural Gas	2.177	-0.037
RBOB	220.5	-0.75
ULSD	224.97	-0.03
WTI	71.93	-1.24

Market Commentary

Oil prices fell today trading down a two week low. US jobs data was revised down significantly today, with US employers adding far fewer jobs than originally reported. The department's estimate for total payroll employment for the period from April 2023 to March 2024 was lowered by 818,000. "The market is now going from pricing in a stronger economy to a potential hard landing, which is why oil prices are reluctant to move higher," said Phil Flynn, analyst with Price Futures Group. The revised jobs data offset support from a drop in U.S. oil inventories, and recently released minutes from the Federal Reserve indicating a likely September rate cut. Crude inventories fell by 4.6 MM/bbls, versus a forecasted draw of 2.7MM/bbls. WTI traded down \$1.24 or -1.69% to close at \$71.93. Brent traded down \$1.15 or -1.49% to close at \$76.05.

Crude & Product Markets

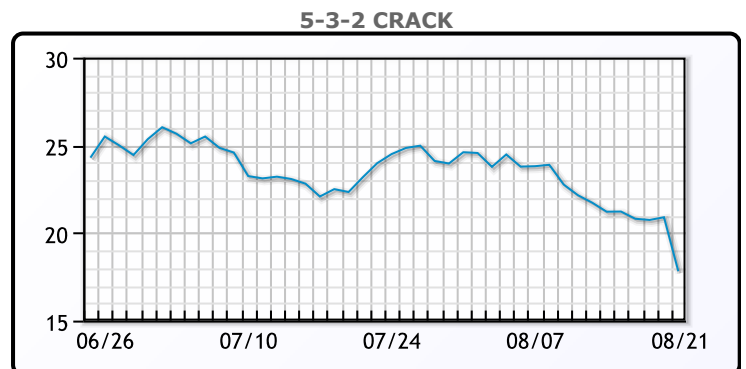
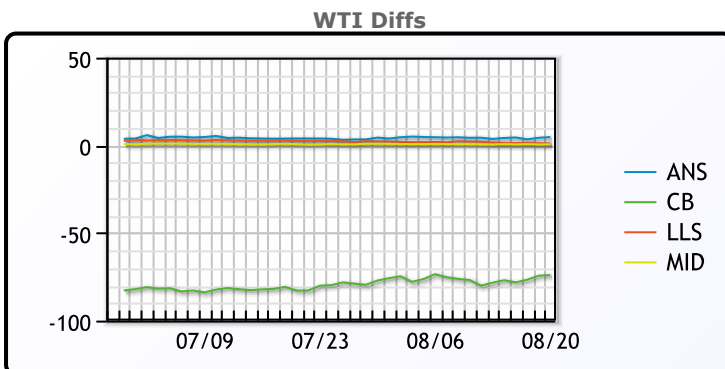


CRUDE

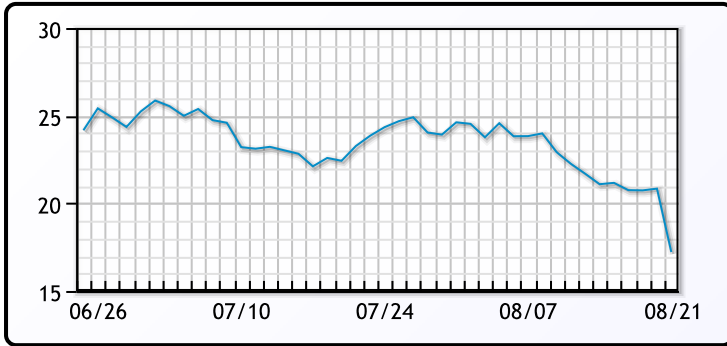
	Last	Week Ago	Month Ago
ANS	78.73	82.61	84
BLS	73.2	73.14	68.65
LLS	75.09	79.41	82.63
Mid	74.63	78.72	80.67
WTI	74.04	78.16	80.13

PRODUCTS

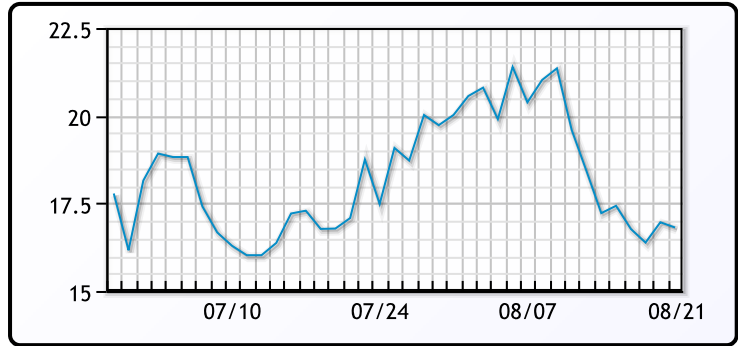
	Last	Week Ago	Month Ago
Gulf RBOB	2.1488	2.2427	2.3879
Gulf ULSD	2.1832	2.2487	2.3466
NYH RBOB	2.216	2.3517	2.4639
NYH ULSD	2.22345	2.2812	2.4116
USGC 3%	59.8	63.38	65.31



3-2-1 Crack



Gulf 3-2-1 Crack



NGLs

MB

	Last	Week Ago	Month Ago
Butane	79.4	95.1	76.6
IsoButane	109	109	109.1
Natural Gasoline	143.6	149.4	149.9
Propane	76.8	77.1	77.5

CONWAY

	Last	Week Ago	Month Ago
Butane	96.3	91.8	92.3
IsoButane	117	115	115
Natural Gasoline	146.3	152.5	149
Propane	73	73.4	75.3

MB NON

	Last	Week Ago	Month Ago
Butane	99.4	95.1	96.6
IsoButane	109	109	109.1
Natural Gasoline	143.6	149.4	149.9
Propane	75.5	75.5	78.4

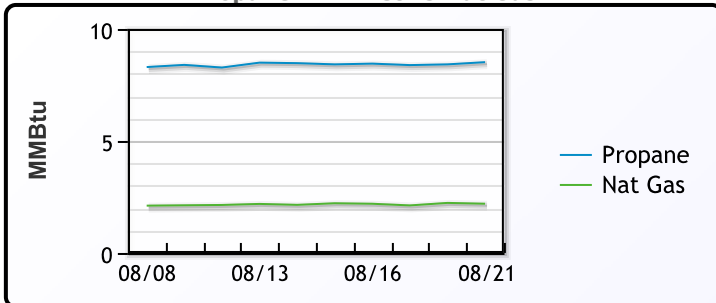
EDMONTON

	Last	Week Ago	Month Ago
Propane	49	49.4	49.3

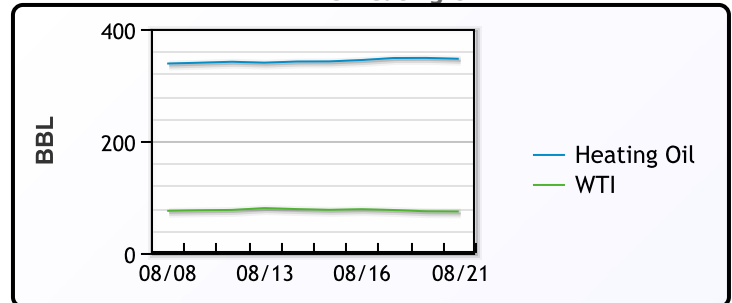
SARNIA

	Last	Week Ago	Month Ago
Propane	83	81.5	82.8

Propane MT.B Tet vs Nat Gas



WTI vs Heating Oil



FX

	Last	Change
CAD	1.3594	-0.0001
DXY	101.174	-0.267
Gold	2513.47	-0.52

RATES

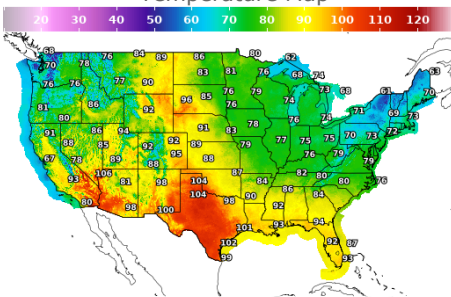
	Last	Change
US 2yr	3.9305	-0.0531
US 10yr	3.801	-0.0057
CAN 10yr	3.016	0.008

EQUITIES

	Last	Change
Nasdaq	17918.99	102.05
TSX	1384.516	4.343
S&P 500	5620.85	23.73

Weather Data

Temperature Map



City	HIGH °F	LOW °F
Calgary	65	51
Conway	79	60
Cushing	88	65
Denver	93	73
Houston	100	85
Mont Belvieu	95	78
Sarnia	68	51
Williston	92	69

Precipitation Map

