



# MARKET DAILY

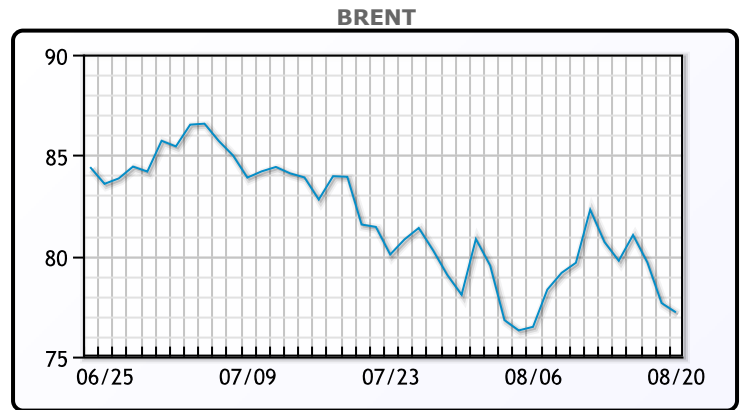
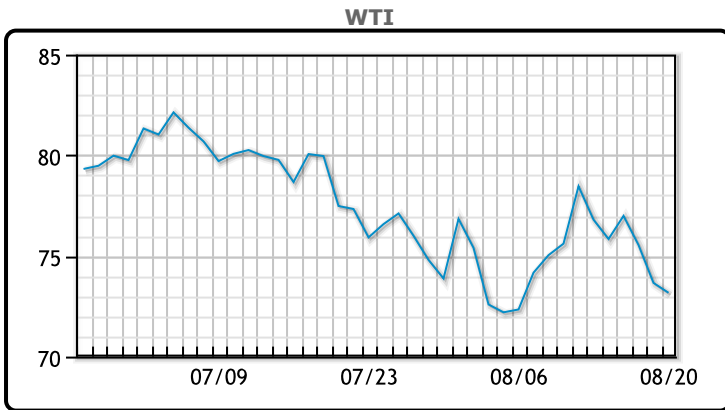
<https://www.pflpetroleum.com>  
 1865 Veterans Park Dr. Suite 303  
 Naples, Florida 34109  
 Phone: 239-390-2885  
 Fax: 239-949-0611  
 Aug 20, 2024 5:43 PM

Major Energy Futures		
	Settle	Change
Brent	77.20	-0.46
Gas Oil	692	-9
Natural Gas	2.198	0.112
RBOB	225.63	-4.64
ULSD	226.32	-6.52
WTI	74.04	-0.33

**Market Commentary**

Oil prices were lower today trading down as Mid East tensions ease. U.S. Secretary of State Antony Blinken visited Egypt and pushed for progress toward a Gaza ceasefire and hostage release deal. Major differences still need to be resolved in talks this week. "There was probably around \$4 to \$8 of geopolitical premium baked into the price of crude oil before negotiations began on Thursday," Bob Yawger, director of energy futures at Mizuho, said in a note. Data from China, the world's second-largest economy, showed new home prices fell in July at their fastest pace in nine years, industrial output slowed, export and investment growth dipped and unemployment rose. Worries about fuel demand in the U.S., the world's biggest economy, pressured prices for U.S. heating oil futures to their lowest since May 2023 for a second straight day. The heating oil crack spread, which measures refining profit margins, stayed near its lowest since November 2021. WTI traded down \$.33 or -.4% to close at \$74.04. Brent traded down \$.46 or -.6% to close at \$77.20.

## Crude & Product Markets

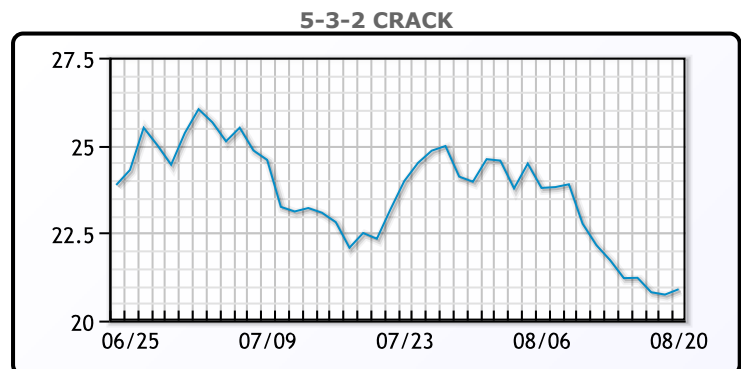
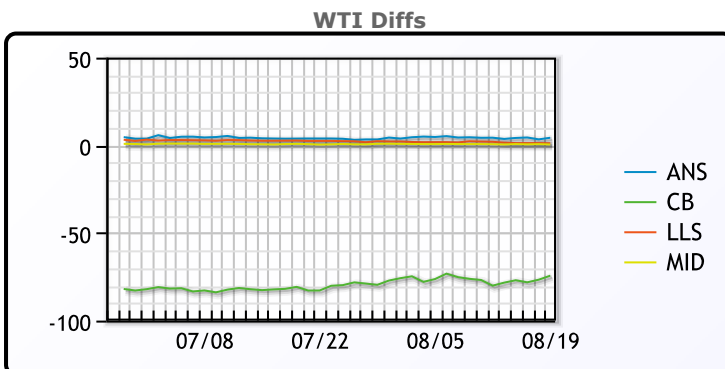


**CRUDE**

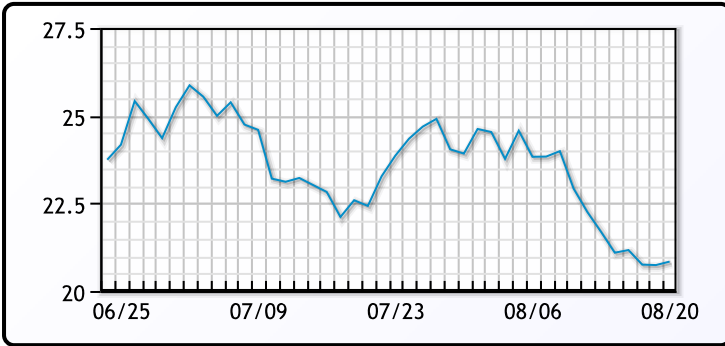
	Last	Week Ago	Month Ago
ANS	78.67	81.17	84
BLS	73.2	73.14	68.65
LLS	75.52	78.23	82.63
Mid	74.86	77.67	80.67
WTI	74.37	76.98	80.13

**PRODUCTS**

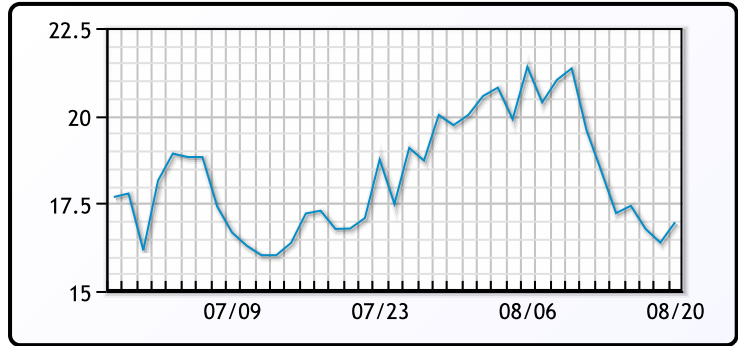
	Last	Week Ago	Month Ago
Gulf RBOB	2.1835	2.2905	2.3879
Gulf ULSD	2.1972	2.2889	2.3466
NYH RBOB	2.2778	2.402	2.4639
NYH ULSD	2.2232	2.3454	2.4116
USGC 3%	60.31	62.36	65.31



3-2-1 Crack



Gulf 3-2-1 Crack



NGLs

MB

	Last	Week Ago	Month Ago
Butane	79.6	73.9	76.6
IsoButane	109.8	109.4	109.1
Natural Gasoline	146.3	151	149.9
Propane	78	77.6	77.5

CONWAY

	Last	Week Ago	Month Ago
Butane	96.5	89.5	92.3
IsoButane	120	116.5	115
Natural Gasoline	148	153.5	149
Propane	74.5	74.5	75.3

MB NON

	Last	Week Ago	Month Ago
Butane	99.6	93.9	96.6
IsoButane	109.8	109.4	109.1
Natural Gasoline	146.3	151	149.9
Propane	76.5	75.9	78.4

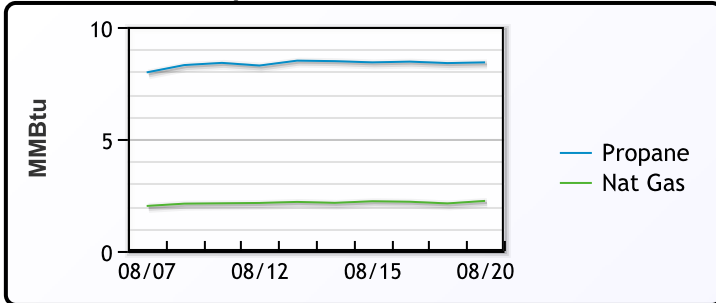
EDMONTON

	Last	Week Ago	Month Ago
Propane	50.5	50.5	49.3

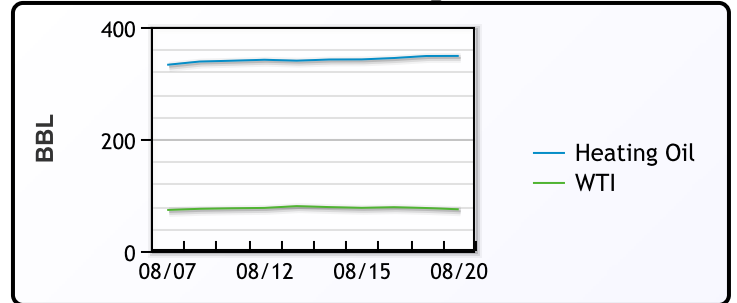
SARNIA

	Last	Week Ago	Month Ago
Propane	83	81.8	82.8

Propane MT.B Tet vs Nat Gas



WTI vs Heating Oil



FX

	Last	Change
CAD	1.3623	0.0002
DXY	101.365	-0.521
Gold	2514	0.01

RATES

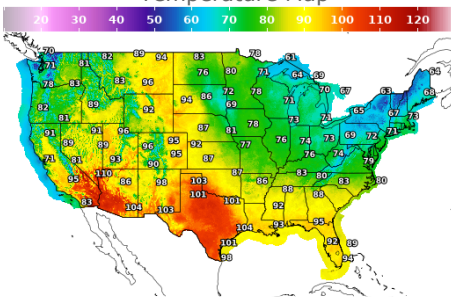
	Last	Change
US 2yr	3.9836	-0.0824
US 10yr	3.8067	-0.0644
CAN 10yr	3.008	-0.058

EQUITIES

	Last	Change
Nasdaq	17816.94	-59.83
TSX	1380.17	-5.803
S&P 500	5597.12	-11.13

Weather Data

Temperature Map



City	HIGH °F	LOW °F
Calgary	79	55
Conway	83	64
Cushing	90	69
Denver	94	71
Houston	101	84
Mont Belvieu	101	81
Sarnia	65	54
Williston	92	66

Precipitation Map

