



MARKET DAILY

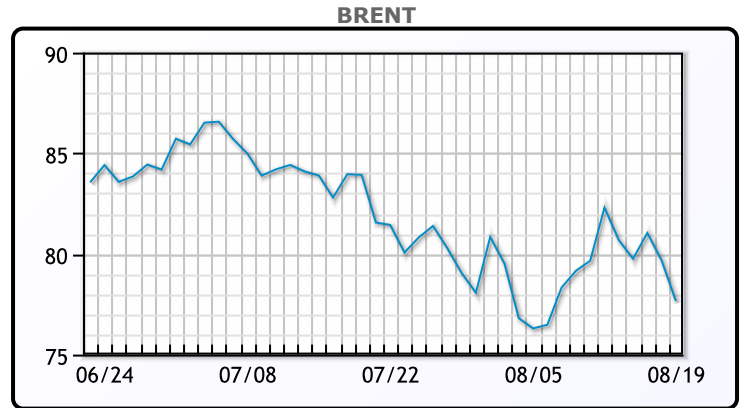
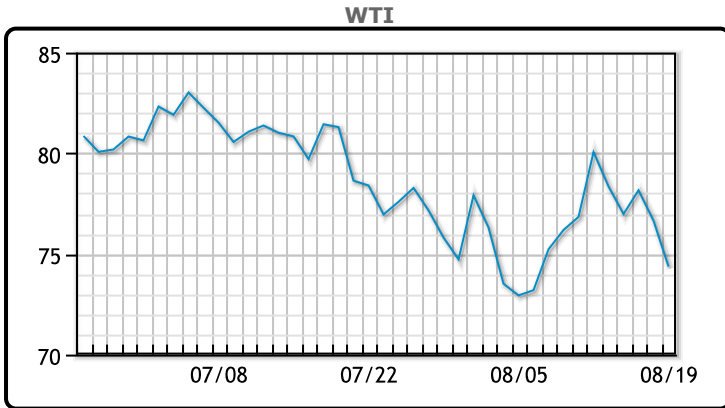
<https://www.pflpetroleum.com>
 1865 Veterans Park Dr. Suite 303
 Naples, Florida 34109
 Phone: 239-390-2885
 Fax: 239-949-0611
 Aug 19, 2024 5:33 PM

Major Energy Futures		
	Settle	Change
Brent	77.66	-2.02
Gas Oil	709.5	-18.75
Natural Gas	2.235	-0.074
RBOB	226.38	-4.78
ULSD	226.35	-4.92
WTI	74.37	-2.28

Market Commentary

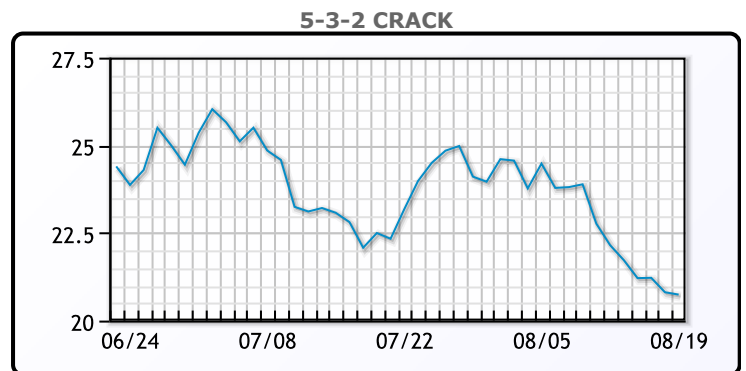
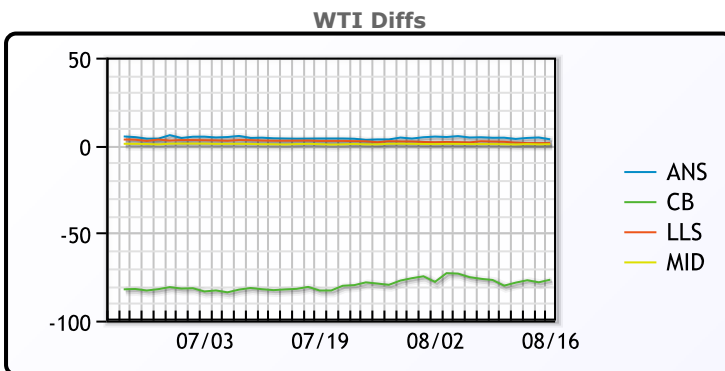
Oil prices fell today by more than \$2 on the prospect of successful Middle East talks and weakness in the Chinese economy. "This market is under pressure under expectations that they're going to continue to hammer away at the ceasefire talks," said Bob Yawger, director of energy futures at Mizuho in New York. China's economic problems also pressured oil prices, with data last week showing new home prices falling at the fastest pace in nine years. Chinese refineries sharply cut crude processing rates last month in response to weak fuel demand. Energy investors also awaited clues on the U.S. Federal Reserve's next interest rates decision. A slim majority of economists polled by Reuters said they expected that the Fed would cut interest rates by 25 basis points at each of the remaining three meetings this year, one more reduction than predicted last month, and that a recession was unlikely. WTI traded down \$2.28 or -3% to close at \$74.37. Brent traded down \$2.02 or -2.5% to close at \$77.66.

Crude & Product Markets



	Last	Week Ago	Month Ago
ANS	80.04	81.12	84.57
BLS	73.2	73.14	68.65
LLS	77.9	78.97	83.46
Mid	77.31	77.54	81.58
WTI	76.65	76.84	80.76

	Last	Week Ago	Month Ago
Gulf RBOB	2.2088	2.2761	2.3879
Gulf ULSD	2.188	2.2807	2.3466
NYH RBOB	2.3023	2.3706	2.4639
NYH ULSD	2.2085	2.3232	2.4116
USGC 3%	62.28	62.2	66.37



3-2-1 Crack



Gulf 3-2-1 Crack



NGLs

MB

	Last	Week Ago	Month Ago
Butane	79.4	74	76.6
IsoButane	109.6	110.9	109.1
Natural Gasoline	148.1	152.8	149.9
Propane	77.1	77.8	77.5

CONWAY

	Last	Week Ago	Month Ago
Butane	96.8	90.4	92.3
IsoButane	117	118	115
Natural Gasoline	148	154.5	149
Propane	73.8	74.9	75.3

MB NON

	Last	Week Ago	Month Ago
Butane	99.4	94	96.6
IsoButane	109.6	110.9	109.1
Natural Gasoline	148.1	152.8	149.9
Propane	75.6	76	78.4

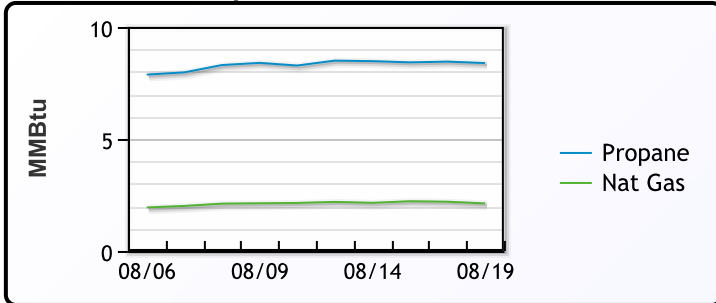
EDMONTON

	Last	Week Ago	Month Ago
Propane	49.8	51.4	49.3

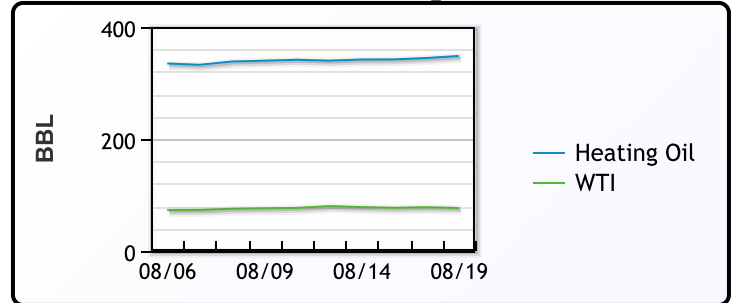
SARNIA

	Last	Week Ago	Month Ago
Propane	83	82	82.8

Propane MT.B Tet vs Nat Gas



WTI vs Heating Oil



FX

	Last	Change
CAD	1.3634	0
DXY	101.866	-0.597
Gold	2504.18	-0.1

RATES

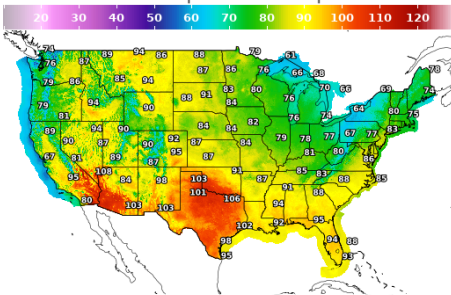
	Last	Change
US 2yr	4.066	0.0163
US 10yr	3.8711	-0.0115
CAN 10yr	3.066	0

EQUITIES

	Last	Change
Nasdaq	17876.77	245.05
TSX	1385.97	4.015
S&P 500	5608.25	54

Weather Data

Temperature Map



City	HIGH °F	LOW °F
Calgary	87	54
Conway	82	63
Cushing	91	72
Denver	89	74
Houston	102	83
Mont Belvieu	96	81
Sarnia	66	58
Williston	92	67

Precipitation Map

