



MARKET DAILY

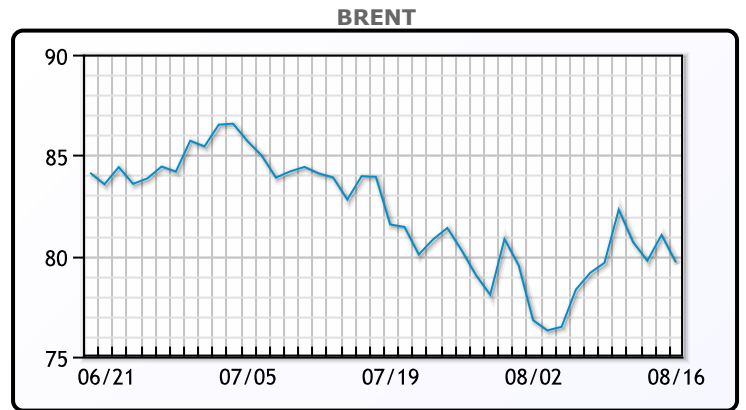
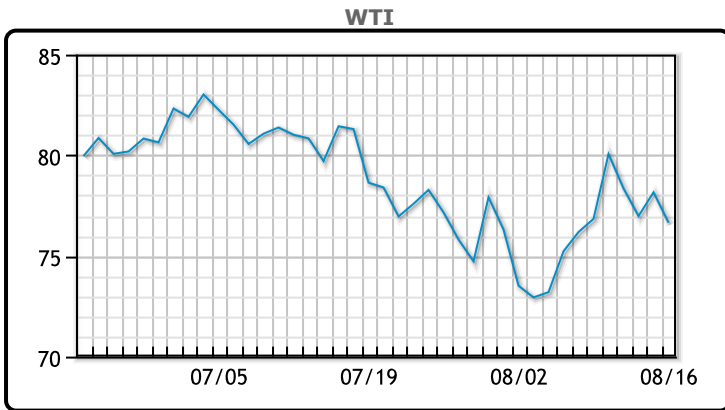
<https://www.pflpetroleum.com>
 1865 Veterans Park Dr. Suite 303
 Naples, Florida 34109
 Phone: 239-390-2885
 Fax: 239-949-0611
 Aug 16, 2024 7:20 PM

Major Energy Futures		
	Settle	Change
Brent	79.68	-1.36
Gas Oil	718.5	7.75
Natural Gas	2.123	-0.022
RBOB	231.02	3.69
ULSD	232.87	0.97
WTI	76.65	-1.51

Market Commentary

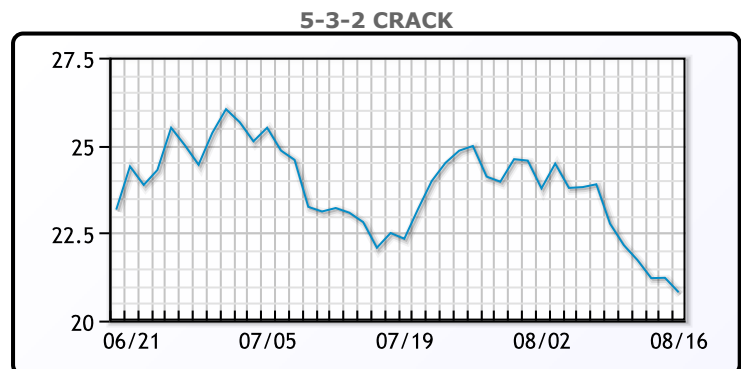
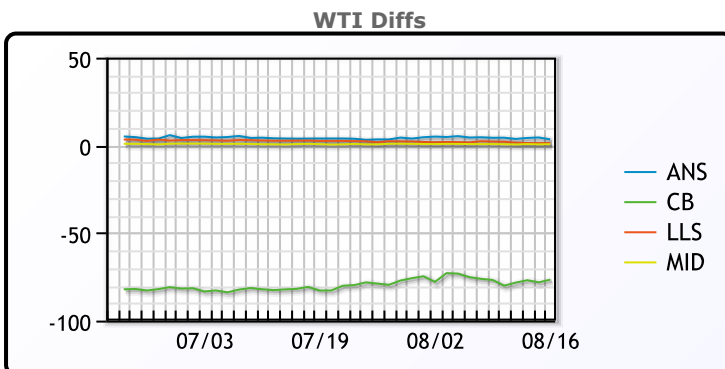
Oil prices fell today closing out a volatile week little changed. On Thursday, data from China showed its economy lost momentum in July, with new home prices falling at the fastest pace in nine years, industrial output slowing and unemployment rising. That has stoked worries among traders about a slump in demand from the top oil importer, where refineries sharply cut crude processing rates last month on tepid fuel demand. "It has been a volatile week in oil markets: on one hand you had fears of supply disruptions from a wider Middle East war, but on the other, slowing growth in China forced revisions of demand forecasts," said Andrew Lipow, president of energy consultancy Lipow Oil Associates. WTI traded down \$1.51 or -1.9% to close at \$76.65. Brent traded down \$1.36 or -1.7% to close at \$79.68.

Crude & Product Markets

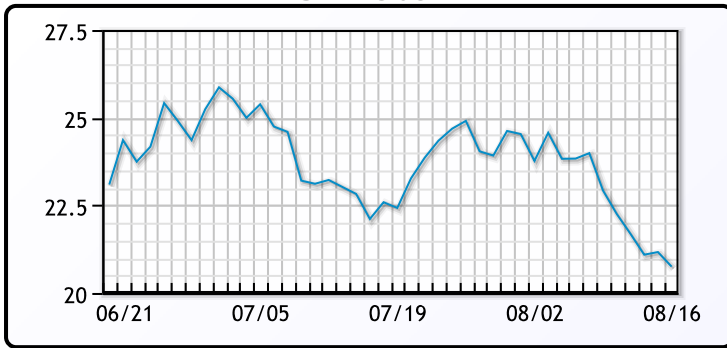


CRUDE			
	Last	Week Ago	Month Ago
ANS	80.04	81.12	84.57
BLS	73.2	73.14	68.65
LLS	77.9	78.97	83.46
Mid	77.31	77.54	81.58
WTI	76.65	76.84	80.76

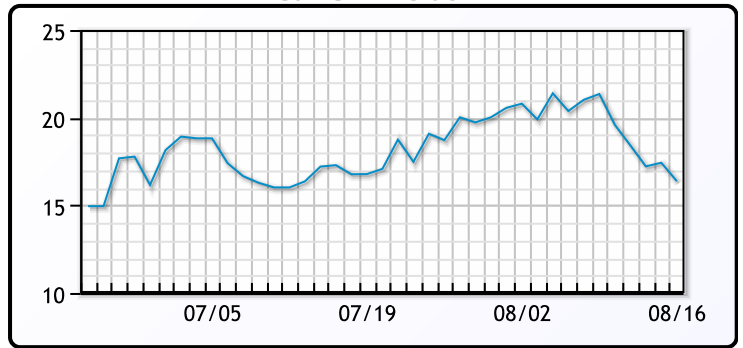
PRODUCTS			
	Last	Week Ago	Month Ago
Gulf RBOB	2.2427	2.4078	2.4
Gulf ULSD	2.2487	2.2247	2.3963
NYH RBOB	2.3517	2.4283	2.487
NYH ULSD	2.2812	2.2897	2.4673
USGC 3%	62.28	62.2	66.37



3-2-1 Crack



Gulf 3-2-1 Crack



NGLs

MB

	Last	Week Ago	Month Ago
Butane	79.4	71.5	76
IsoButane	109.8	107.5	106.3
Natural Gasoline	149.3	149.3	153.4
Propane	76.8	75.8	77.8

CONWAY

	Last	Week Ago	Month Ago
Butane	94.5	87.3	91.5
IsoButane	117	116	119.5
Natural Gasoline	150	150	152.8
Propane	73.3	73.3	76.3

MB NON

	Last	Week Ago	Month Ago
Butane	99.4	91.5	96
IsoButane	109.8	107.5	106.3
Natural Gasoline	149.3	149.3	153.4
Propane	75	74.5	78.5

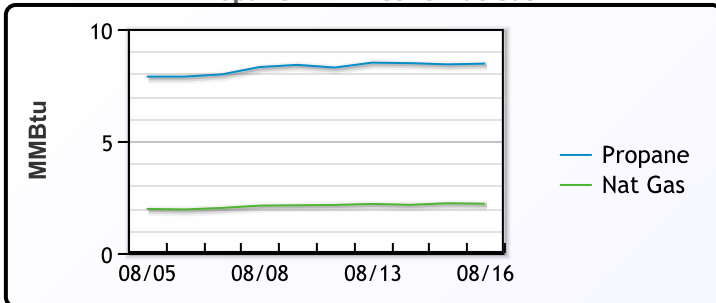
EDMONTON

	Last	Week Ago	Month Ago
Propane	49.3	53.3	50.8

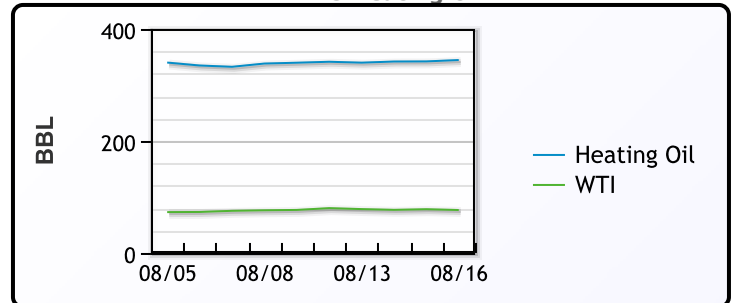
SARNIA

	Last	Week Ago	Month Ago
Propane	83	82	85

Propane MT.B Tet vs Nat Gas



WTI vs Heating Oil



FX

	Last	Change
CAD	1.368	-0.005
DXY	102.463	-0.514
Gold	2508.01	51.22

RATES

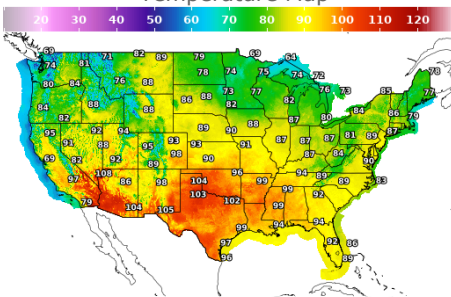
	Last	Change
US 2yr	4.0497	-0.0432
US 10yr	3.8826	-0.0305
CAN 10yr	3.066	-0.012

EQUITIES

	Last	Change
Nasdaq	17631.72	37.22
TSX	1381.955	1.336
S&P 500	5554.25	11.03

Weather Data

Temperature Map



City	HIGH °F	LOW °F
Calgary	64	53
Conway	76	62
Cushing	99	75
Denver	92	69
Houston	100	82
Mont Belvieu	94	80
Sarnia	75	67
Williston	82	61

Precipitation Map

