



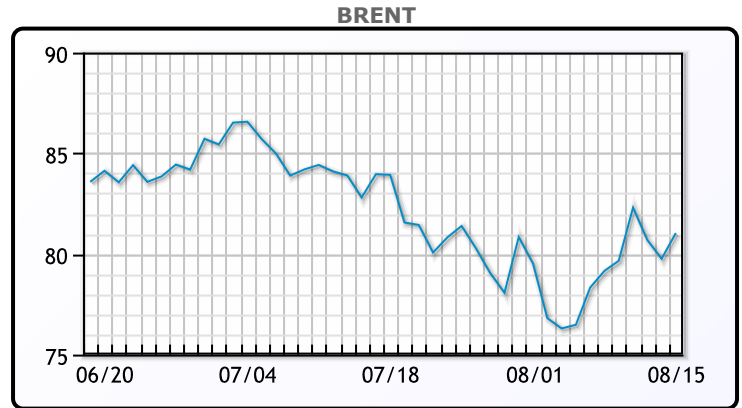
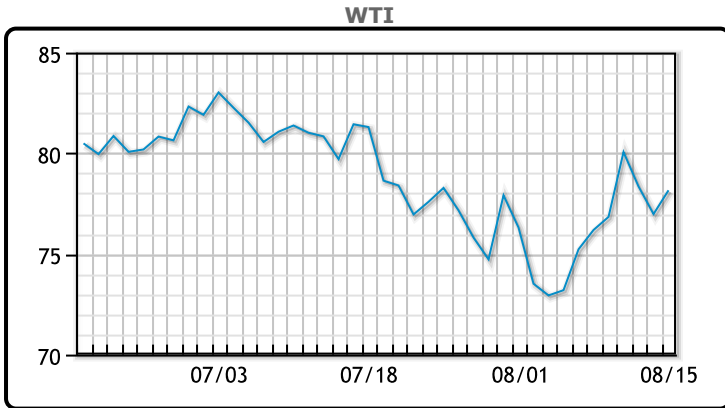
MARKET DAILY

<https://www.pflpetroleum.com>
 1865 Veterans Park Dr. Suite 303
 Naples, Florida 34109
 Phone: 239-390-2885
 Fax: 239-949-0611
 Aug 15, 2024 5:51 PM

Major Energy Futures		
	Settle	Change
Brent	81.04	-1.28
Gas Oil	737.25	-4.25
Natural Gas	2.197	0.071
RBOB	235.8	-5.36
ULSD	237.79	-2.1
WTI	78.16	-1.18

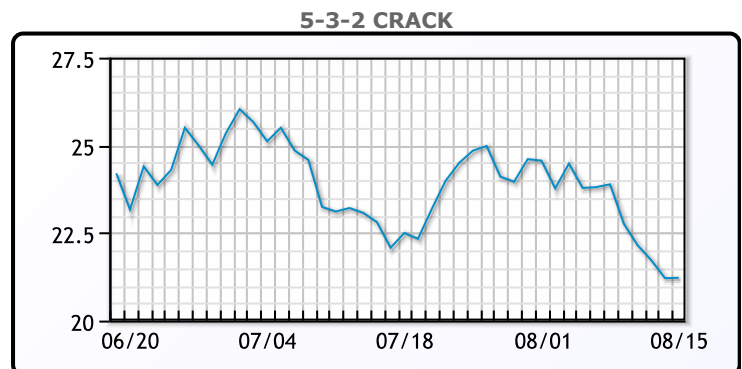
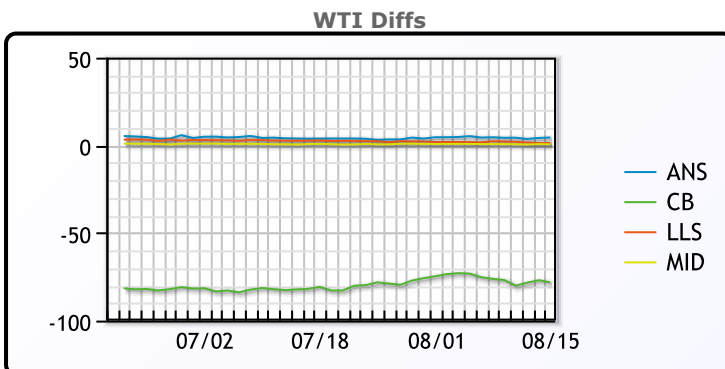
Market Commentary
 Oil prices were higher today trading up after US economic data eased fears of a recession. Data showed U.S. retail sales rose more than expected in July. Another report showed a smaller-than-expected increase in the number of Americans filing for unemployment benefits. "The positive economic data serve as an indicator that we're heading towards a soft landing," said Bob Yawger, director of energy futures at Mizuho in New York. The Russia-Ukraine conflict also kept prices elevated. Russia said on Thursday it would beef up border defenses, improve command and control and send in additional forces, days after Ukraine made the biggest attack on its sovereign territory since World War Two. WTI traded down \$1.18 or -1.53% to close at \$78.16. Brent traded down \$1.28 or -1.6% to close at \$81.04.

Crude & Product Markets



CRUDE			
	Last	Week Ago	Month Ago
ANS	82.61	81.12	85.68
BLS	73.2	73.14	68.65
LLS	79.41	78.97	84.55
Mid	78.72	77.54	82.62
WTI	78.16	76.84	81.91

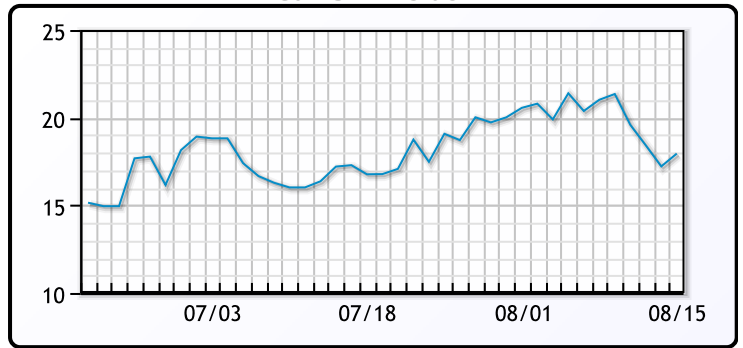
PRODUCTS			
	Last	Week Ago	Month Ago
Gulf RBOB	2.2905	2.4078	2.4141
Gulf ULSD	2.2889	2.2247	2.4401
NYH RBOB	2.402	2.4283	2.5116
NYH ULSD	2.3454	2.2897	2.5026
USGC 3%	62.36	62.2	67.59



3-2-1 Crack



Gulf 3-2-1 Crack



NGLs

MB

	Last	Week Ago	Month Ago
Butane	78.5	72.9	76
IsoButane	109.8	110.1	108.5
Natural Gasoline	153	149.3	155.8
Propane	77.4	76.9	78.5

CONWAY

	Last	Week Ago	Month Ago
Butane	92.8	87	92
IsoButane	119	118	120
Natural Gasoline	154	150.8	154.5
Propane	73.8	74.3	76.5

MB NON

	Last	Week Ago	Month Ago
Butane	98.5	92.9	96
IsoButane	109.8	110.3	108.5
Natural Gasoline	152.5	149.3	155.8
Propane	75.6	75.9	79.3

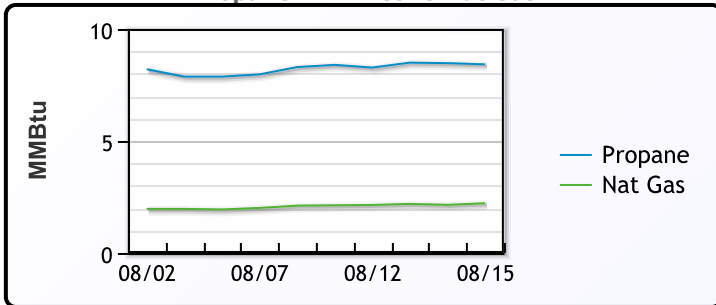
EDMONTON

	Last	Week Ago	Month Ago
Propane	49.8	51.3	51

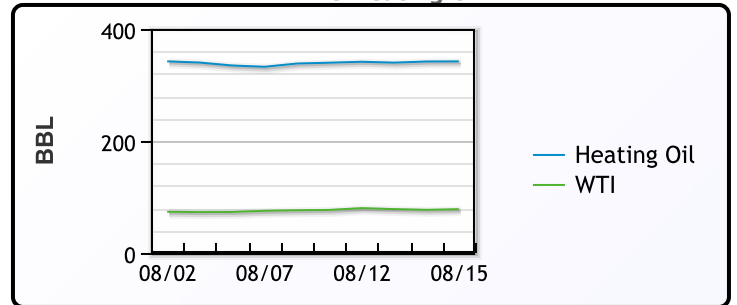
SARNIA

	Last	Week Ago	Month Ago
Propane	83	77.8	85

Propane MT.B Tet vs Nat Gas



WTI vs Heating Oil



FX

	Last	Change
CAD	1.373	0
DXY	103.057	0.489
Gold	2456.66	-0.13

RATES

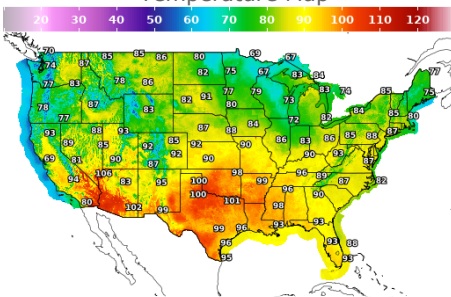
	Last	Change
US 2yr	4.0929	0.1371
US 10yr	3.9131	0.0779
CAN 10yr	3.078	0.054

EQUITIES

	Last	Change
Nasdaq	17594.5	401.9
TSX	1380.619	16.066
S&P 500	5543.22	88.01

Weather Data

Temperature Map



City	HIGH °F	LOW °F
Calgary	77	58
Conway	66	62
Cushing	99	74
Denver	87	65
Houston	96	82
Mont Belvieu	94	80
Sarnia	80	58
Williston	84	63

Precipitation Map

