



MARKET DAILY

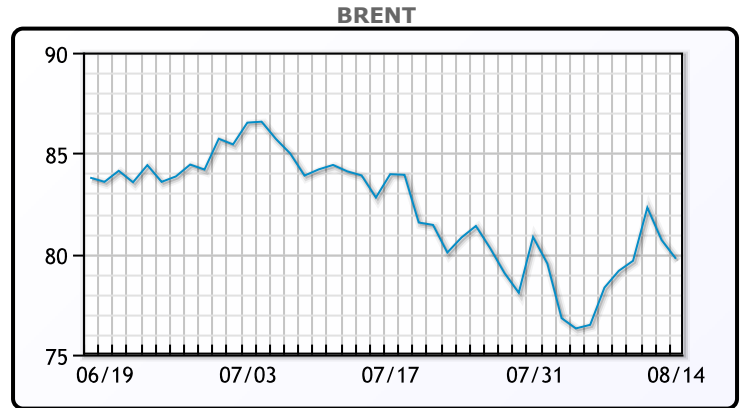
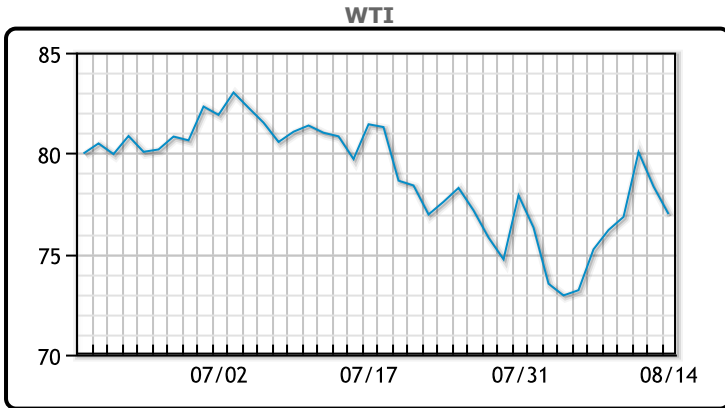
<https://www.pflpetroleum.com>
 1865 Veterans Park Dr. Suite 303
 Naples, Florida 34109
 Phone: 239-390-2885
 Fax: 239-949-0611
 Aug 14, 2024 9:10 PM

Major Energy Futures		
	Settle	Change
Brent	79.76	-0.93
Gas Oil	729.5	-4.25
Natural Gas	2.219	0.071
RBOB	232.11	-5.36
ULSD	236.82	-2.1
WTI	76.98	-1.37

Market Commentary

Oil prices were lower today as crude inventories unexpectedly rose last week. Crude inventories rose 1.4MM/bbls, compared to estimates for a 2.2MM/bbls drop. "That six week draw was a pretty impressive but that's in the rearview mirror. The fact that we snapped the streak should weigh on prices a little bit," said Robert Yawger, director of energy futures at Mizuho in New York. Gasoline and distillate inventories also fell more than expected. U.S. consumer prices rose moderately in July and the annual increase in inflation slowed to below 3% for the first time since early 2021, strengthening expectations the Federal Reserve will cut interest rates next month. WTI traded down \$1.37 or -1.8% to close at \$76.98. Brent traded down \$0.93 or -1.15% to close at \$79.76.

Crude & Product Markets

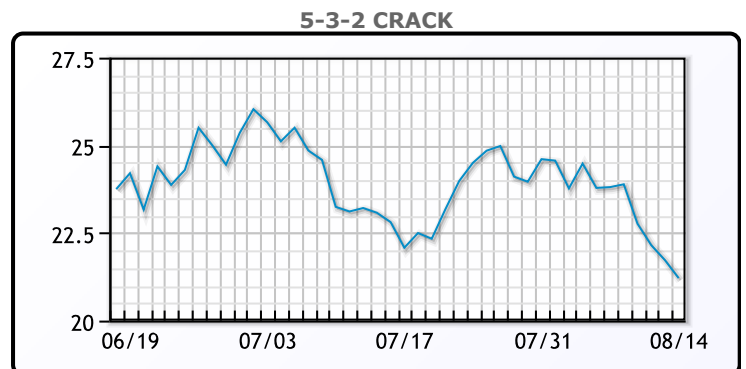
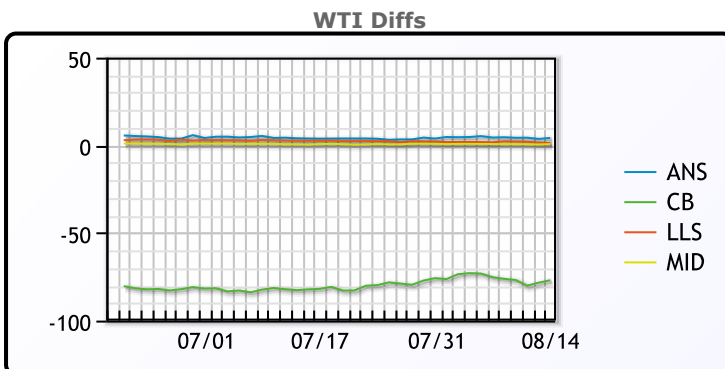


CRUDE

	Last	Week Ago	Month Ago
ANS	81.17	81.12	86.07
BLS	73.2	73.14	68.65
LLS	78.23	78.97	84.81
Mid	77.67	77.54	82.68
WTI	76.98	76.84	82.21

PRODUCTS

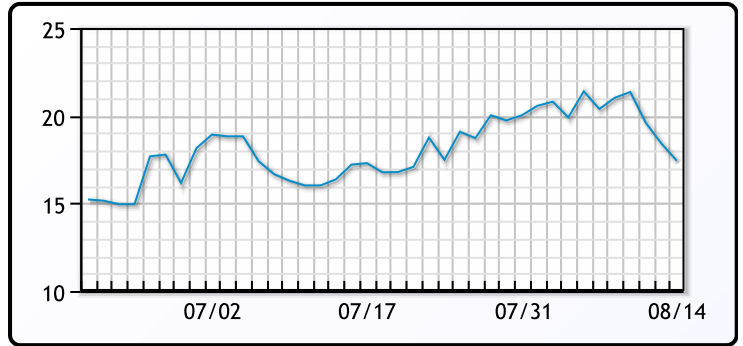
	Last	Week Ago	Month Ago
Gulf RBOB	2.2761	2.4078	2.3953
Gulf ULSD	2.2807	2.2247	2.4366
NYH RBOB	2.3706	2.4283	2.5368
NYH ULSD	2.3232	2.2897	2.4971
USGC 3%	62.36	62.2	67.59



3-2-1 Crack



Gulf 3-2-1 Crack



NGLs

MB

	Last	Week Ago	Month Ago
Butane	95.1	72	77
IsoButane	109	110.8	109.9
Natural Gasoline	149.4	148.3	156.8
Propane	77.1	76	80

CONWAY

	Last	Week Ago	Month Ago
Butane	91.8	88.6	92.5
IsoButane	115	119	120
Natural Gasoline	152.5	150	156.1
Propane	73.4	74	78.1

MB NON

	Last	Week Ago	Month Ago
Butane	95.1	92	97
IsoButane	109	110.8	109.9
Natural Gasoline	149.4	148.3	156.8
Propane	75.5	75	80.8

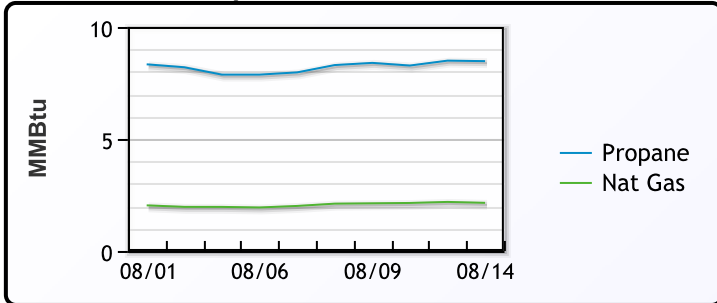
EDMONTON

	Last	Week Ago	Month Ago
Propane	49.4	52	52.6

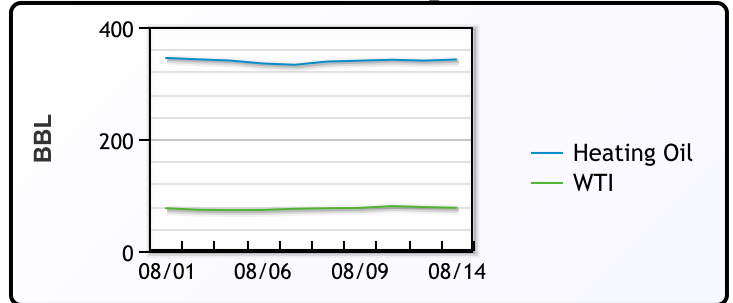
SARNIA

	Last	Week Ago	Month Ago
Propane	81.5	77.8	85

Propane MT.B Tet vs Nat Gas



WTI vs Heating Oil



FX

	Last	Change
CAD	1.372	0.0004
DXY	102.62	0.052
Gold	2451.82	3.97

RATES

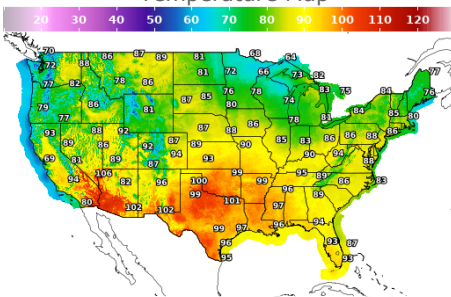
	Last	Change
US 2yr	3.9558	0
US 10yr	3.8333	-0.0019
CAN 10yr	3.024	-0.007

EQUITIES

	Last	Change
Nasdaq	17192.6	4.99
TSX	1364.553	8.756
S&P 500	5455.21	20.78

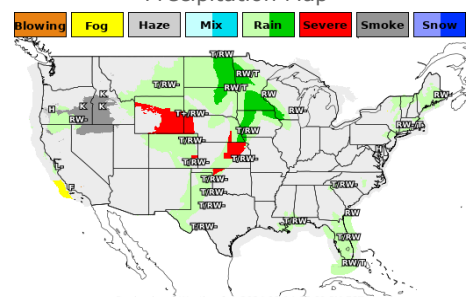
Weather Data

Temperature Map



City	HIGH °F	LOW °F
Calgary	80	53
Conway	83	63
Cushing	98	77
Denver	89	66
Houston	99	82
Mont Belvieu	92	80
Sarnia	76	60
Williston	79	64

Precipitation Map



This report has been prepared by PFL Petroleum Limited personnel for your information only and the views expressed are intended to provide market commentary and are not recommendations. This report is not an offer to sell or a solicitation of any offer to buy any security. The information contained herein has been compiled by PFL from sources believed to be reliable, but no representation or warranty, express or implied, is made by PFL Petroleum Limited, its affiliates or any other person as to its accuracy, completeness or correctness. Copyright 2017 PFL Petroleum Limited. All Rights Reserved