



MARKET DAILY

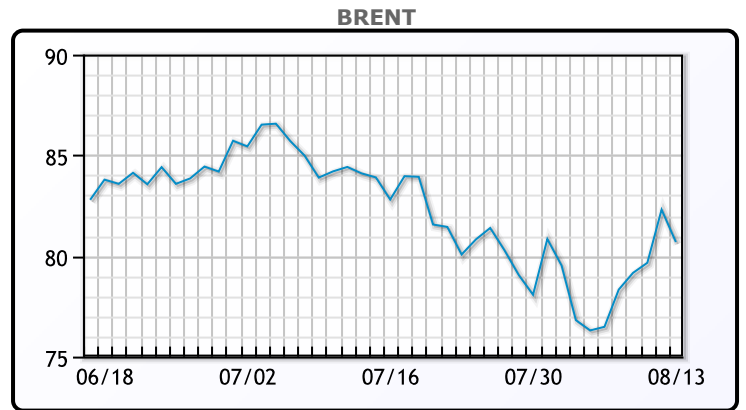
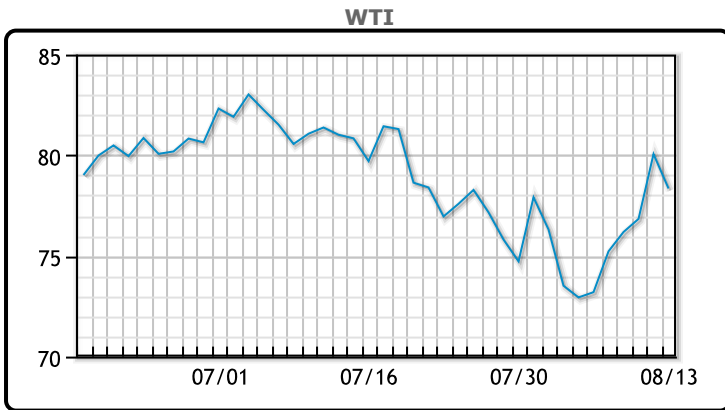
<https://www.pflpetroleum.com>
 1865 Veterans Park Dr. Suite 303
 Naples, Florida 34109
 Phone: 239-390-2885
 Fax: 239-949-0611
 Aug 13, 2024 6:14 PM

Major Energy Futures		
	Settle	Change
Brent	80.69	-1.61
Gas Oil	733.75	7.25
Natural Gas	2.148	-0.041
RBOB	237.47	-6.82
ULSD	238.92	-1.73
WTI	78.35	-1.71

Market Commentary

Oil prices were lower today trading down as traders grew less nervous about escalation and a wider conflict in the Middle East. "The markets had priced in an imminent attack by Iran against Israel within 24 to 48 hours," said Phil Flynn, senior analyst at Price Futures Group. "That hasn't happened. The market is taking that risk premium out of the price for crude." the Organization of the Petroleum Exporting Countries cut expected demand in 2024 even though the group and its allies, known as OPEC+, aim to raise output from October. The International Energy Agency kept its 2024 global oil demand growth forecast unchanged but trimmed its 2025 estimate, citing the impact of lackluster Chinese consumption on economic growth. WTI traded down \$1.71 or -2.14% to close at \$78.35. Brent traded down \$1.61 or -1.96% to close at \$80.69.

Crude & Product Markets

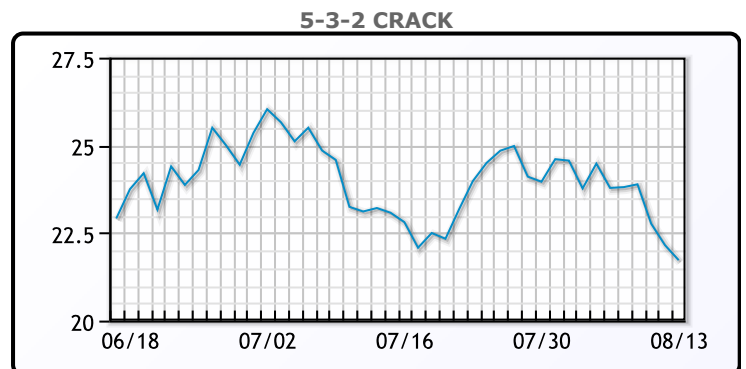
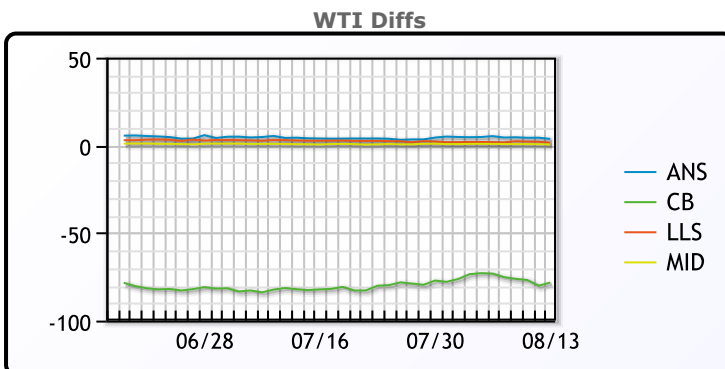


CRUDE

	Last	Week Ago	Month Ago
ANS	81.98	80.76	86.07
BLS	73.2	73.14	68.65
LLS	79.85	78.49	84.81
Mid	78.83	76.89	82.68
WTI	78.35	76.19	82.21

PRODUCTS

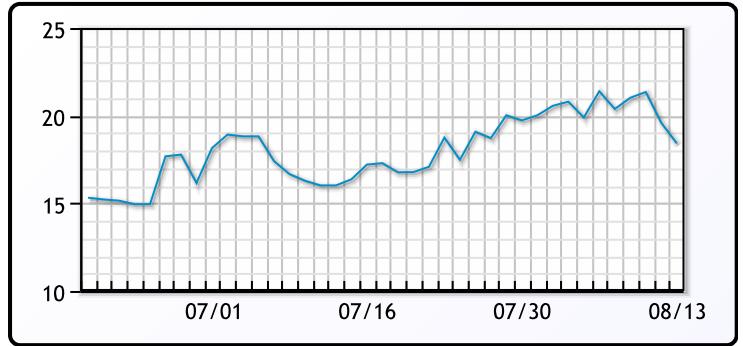
	Last	Week Ago	Month Ago
Gulf RBOB	2.3172	2.4392	2.3953
Gulf ULSD	2.2992	2.2528	2.4366
NYH RBOB	2.4422	2.4372	2.5368
NYH ULSD	2.3392	2.3028	2.4971
USGC 3%	63.3	61.61	67.59



3-2-1 Crack



Gulf 3-2-1 Crack



NGLs

MB

	Last	Week Ago	Month Ago
Butane	88	84	88.125
IsoButane	108.5	109.75	109
Natural Gasoline	151	146	156.8
Propane	77.75	73.25	80

CONWAY

	Last	Week Ago	Month Ago
Butane	90.5	86.5	93
IsoButane	116	116.75	123.75
Natural Gasoline	153.5	147	158.5
Propane	74.125	70.875	77.875

MB NON

	Last	Week Ago	Month Ago
Butane	94	90	97.125
IsoButane	108.5	109.75	109
Natural Gasoline	151	145.75	156.5
Propane	75.9	72.3	80.8

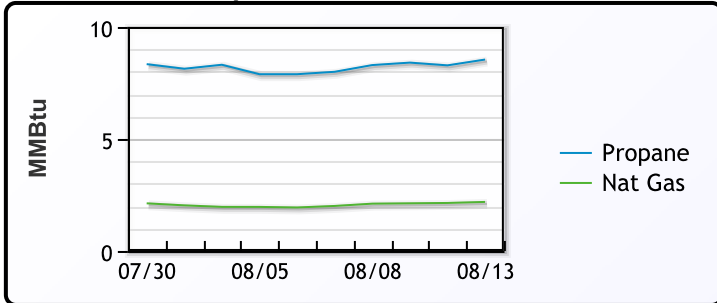
EDMONTON

	Last	Week Ago	Month Ago
Propane	50.5	49	52.6

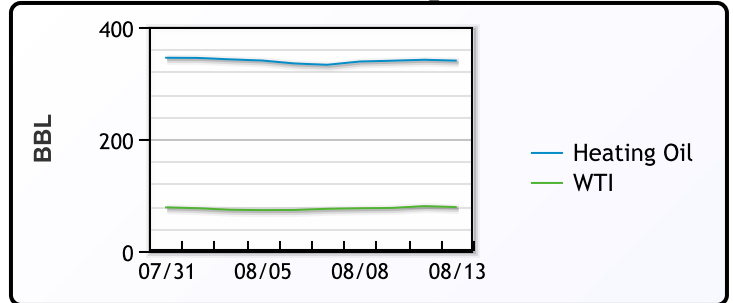
SARNIA

	Last	Week Ago	Month Ago
Propane	81.8	77.8	85

Propane MT.B Tet vs Nat Gas



WTI vs Heating Oil



FX

	Last	Change
CAD	1.3708	0.0002
DXY	102.559	-0.58
Gold	2464.17	-0.99

RATES

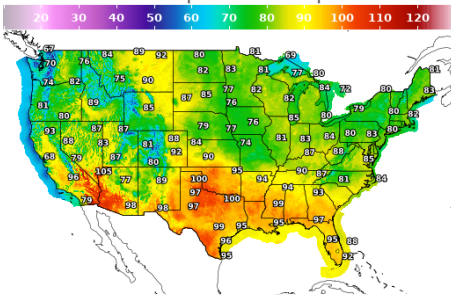
	Last	Change
US 2yr	3.9294	-0.0879
US 10yr	3.8428	-0.0607
CAN 10yr	3.031	-0.053

EQUITIES

	Last	Change
Nasdaq	17187.61	407
TSX	1355.797	13.725
S&P 500	5434.43	90.04

Weather Data

Temperature Map



City	HIGH °F	LOW °F
Calgary	78	51
Conway	80	59
Cushing	97	71
Denver	84	66
Houston	97	82
Mont Belvieu	94	79
Sarnia	76	58
Williston	92	64

Precipitation Map

