



MARKET DAILY

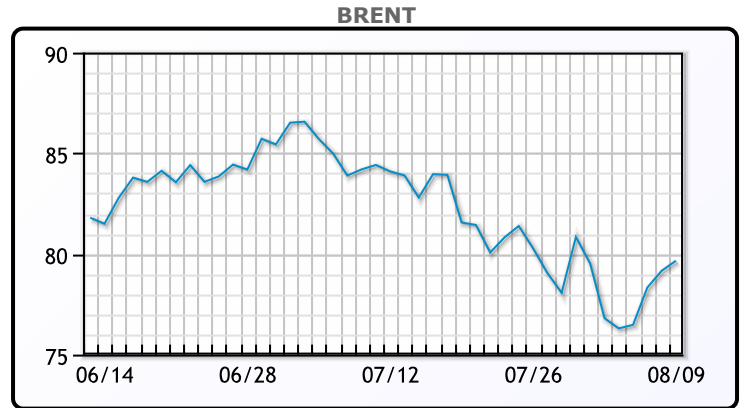
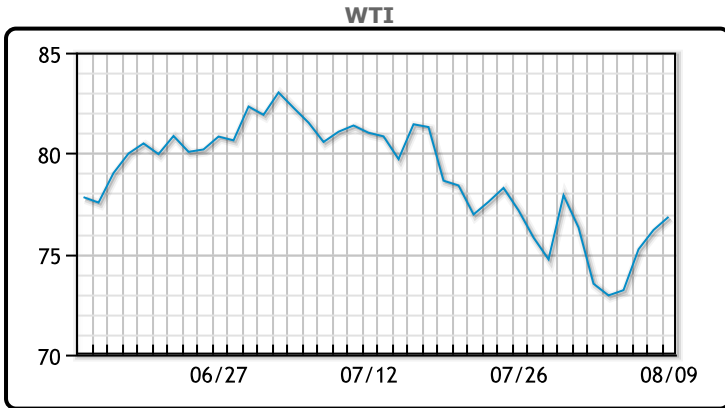
<https://www.pflpetroleum.com>
 1865 Veterans Park Dr. Suite 303
 Naples, Florida 34109
 Phone: 239-390-2885
 Fax: 239-949-0611
 Aug 12, 2024 5:55 PM

Major Energy Futures		
	Settle	Change
Brent	82.30	2.64
Gas Oil	720.25	-2.75
Natural Gas	2.143	0.015
RBOB	239.03	4.19
ULSD	233.97	0.22
WTI	80.06	3.22

Market Commentary

Oil prices rallied today rising for a fifth consecutive session on expectations of a widening Middle East conflict. The U.S. Defense Department said over the weekend that it will send a guided missile submarine to the Middle East as the region braces for chaos. "We're piling assets one on top of the other and giving the impression that, if this turns hot, it could also turn ugly," said Bob Yawger, director of energy futures at Mizuho in New York. Such an assault could lead the United States to place embargos on Iranian crude exports, potentially affecting 1.5 million barrels per day of supply, Yawger added. Three U.S. central bankers said last week that inflation appeared to be cooling enough for the Federal Reserve to cut interest rates as soon as next month. Rate cuts tend to raise economic activity, which increases the use of energy sources such as oil. WTI traded up \$3.22 or 4.2% to close at \$80.06. Brent traded up \$2.64 or 3.3% to close at \$82.30.

Crude & Product Markets

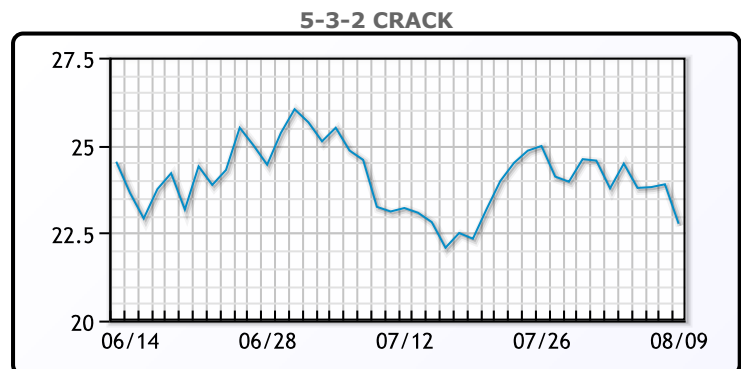
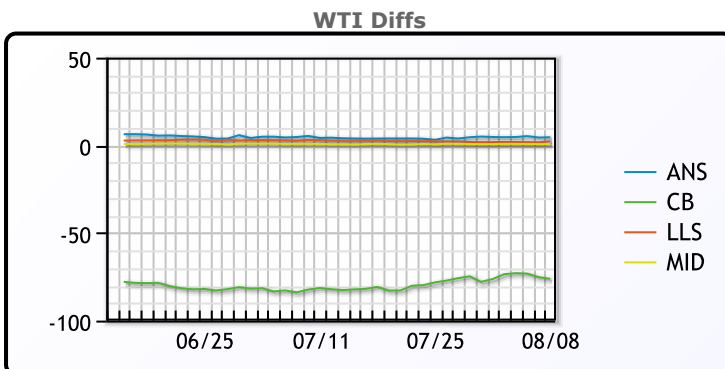


CRUDE

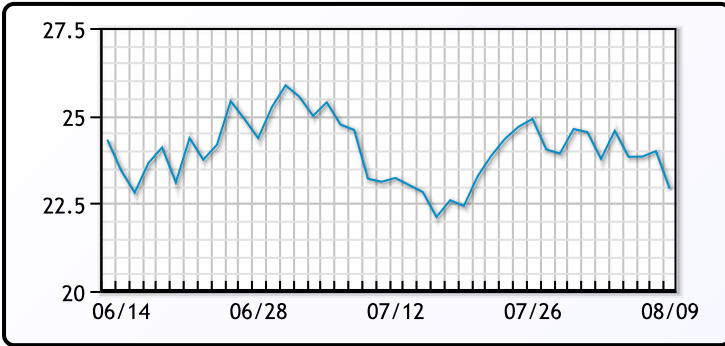
	Last	Week Ago	Month Ago
ANS	80.76	78.13	87.66
BLS	73.2	73.14	68.65
LLS	78.49	75.42	85.33
Mid	76.89	74.32	83.18
WTI	76.19	73.52	82.33

PRODUCTS

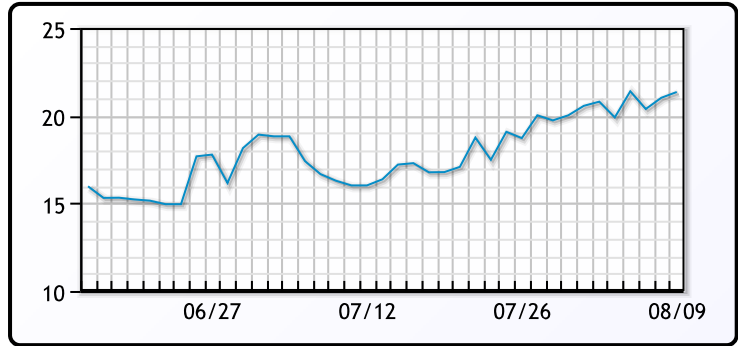
	Last	Week Ago	Month Ago
Gulf RBOB	2.4078	2.2951	2.4174
Gulf ULSD	2.2247	2.2185	2.4511
NYH RBOB	2.4283	2.3606	2.5559
NYH ULSD	2.2897	2.2685	2.5086
USGC 3%	61.61	59.92	68.22



3-2-1 Crack



Gulf 3-2-1 Crack



NGLs

MB

	Last	Week Ago	Month Ago
Butane	71.5	71.3	78.8
IsoButane	107.5	108.6	118
Natural Gasoline	149.3	144.4	156
Propane	75.8	72.1	81.8

CONWAY

	Last	Week Ago	Month Ago
Butane	87.3	87.3	94
IsoButane	116	116	134
Natural Gasoline	150	144.5	156
Propane	73.3	70.3	78.9

MB NON

	Last	Week Ago	Month Ago
Butane	91.5	91.3	98.8
IsoButane	107.5	108.6	118
Natural Gasoline	149.3	144.4	156
Propane	74.5	71.8	82.5

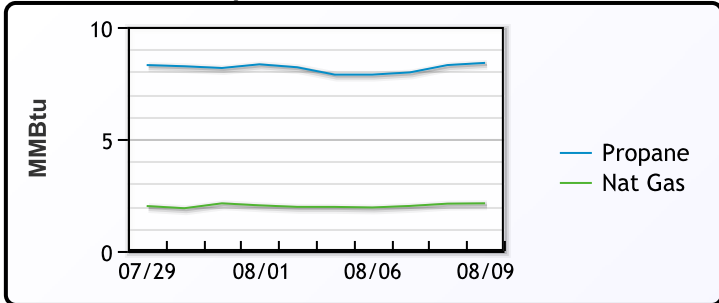
EDMONTON

	Last	Week Ago	Month Ago
Propane	53.3	45.3	54.4

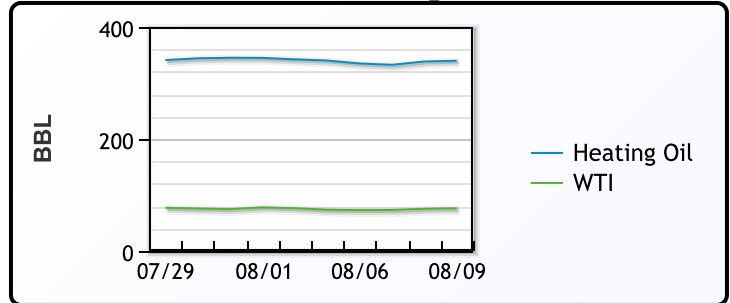
SARNIA

	Last	Week Ago	Month Ago
Propane	82	80	88.8

Propane MT.B Tet vs Nat Gas



WTI vs Heating Oil



FX

	Last	Change
CAD	1.373	-0.0003
DXY	103.154	-0.055
Gold	2431.32	3.79

RATES

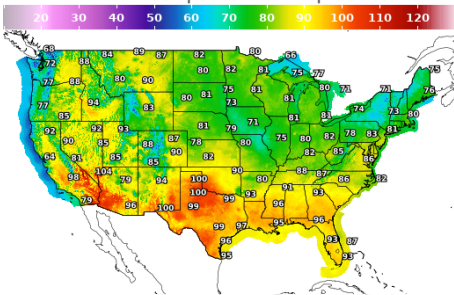
	Last	Change
US 2yr	4.0531	0.0151
US 10yr	3.9398	-0.0479
CAN 10yr	3.114	-0.061

EQUITIES

	Last	Change
Nasdaq	16745.3	85.28
TSX	1339.25	4.918
S&P 500	5344.16	24.85

Weather Data

Temperature Map



City	HIGH °F	LOW °F
Calgary	77	52
Conway	80	57
Cushing	86	68
Denver	86	68
Houston	98	82
Mont Belvieu	94	79
Sarnia	74	54
Williston	83	58

Precipitation Map

