



MARKET DAILY

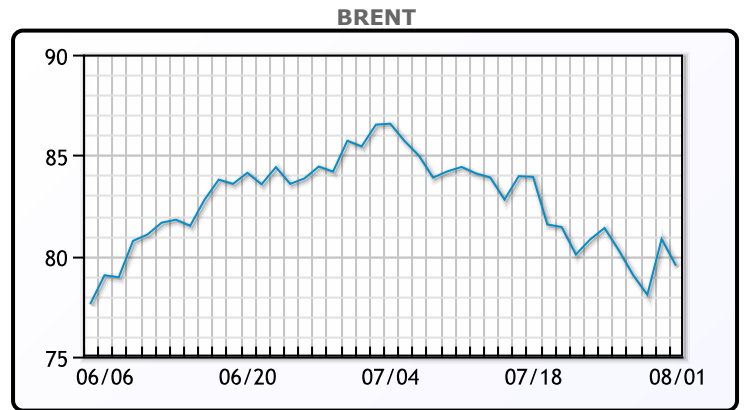
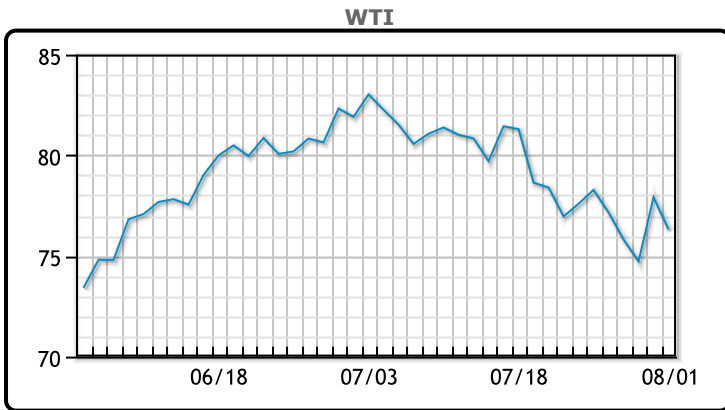
<https://www.pflpetroleum.com>
 1865 Veterans Park Dr. Suite 303
 Naples, Florida 34109
 Phone: 239-390-2885
 Fax: 239-949-0611
 Aug 1, 2024 6:08 PM

Major Energy Futures		
	Settle	Change
Brent	79.52	-1.32
Gas Oil	740.75	19.25
Natural Gas	1.968	-0.068
RBOB	239.8	-4.45
ULSD	240.64	-3.19
WTI	76.31	-1.60

Market Commentary

Oil prices were lower today as global supplies have been mostly unaffected by worries of a wider Middle East crisis. "I think there is a growing realization that we haven't seen any real supply disruption. The market is refocusing itself away from geopolitical issues, and looking at global demand for crude," said Dennis Kissler, senior vice president of trading at BOK Financial. However, investors were keeping a close eye on any disruptions, particularly to oil shipping lanes, analysts said. Iran-aligned Houthi militants have attacked ships passing through the Red Sea, forcing tankers to choose longer alternate routes. OPEC+'s policy as agreed in June calls for some members to gradually phase out cuts of 2.2 million barrels per day from October 2024 to September 2025. The group also agreed to extend earlier cuts of 3.66 million bpd until end-2025. WTI traded down \$1.60 or -2.1% to close at \$76.31. Brent traded down \$1.32 or -1.6% to close at \$79.52.

Crude & Product Markets

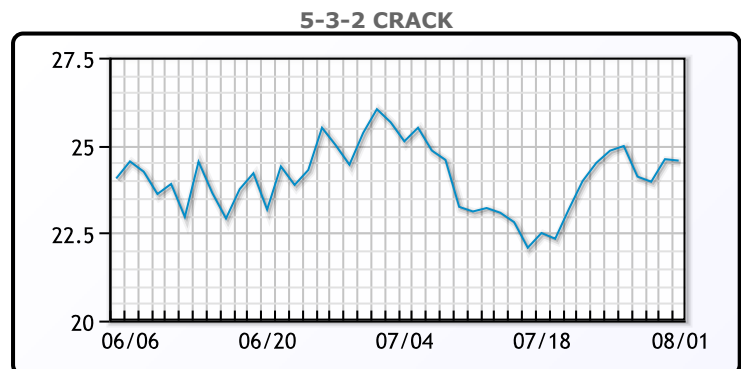
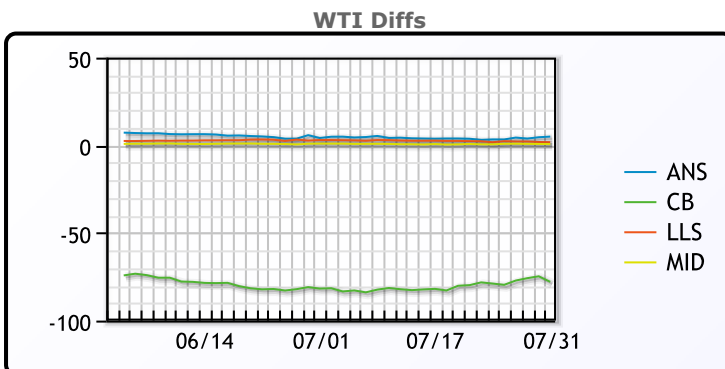


CRUDE

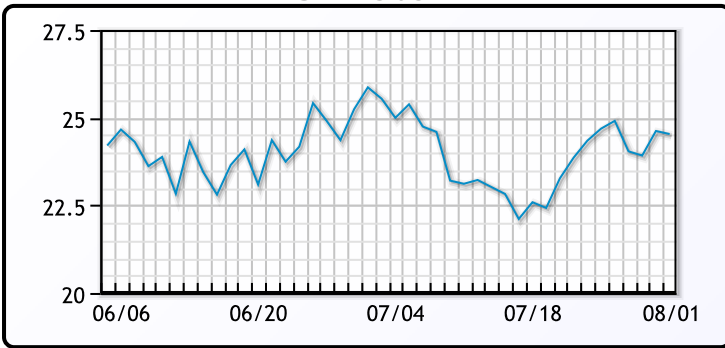
	Last	Week Ago	Month Ago
ANS	82.87	81.56	86.43
BLS	73.2	73.14	68.65
LLS	79.69	79.31	84.54
Mid	78.61	78.05	82.49
WTI	77.91	77.16	81.54

PRODUCTS

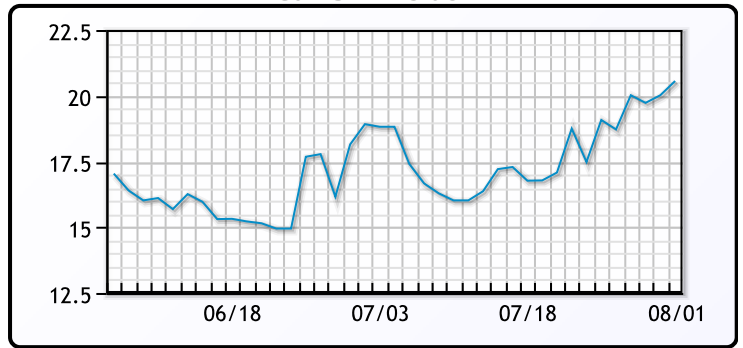
	Last	Week Ago	Month Ago
Gulf RBOB	2.3755	2.377	2.4583
Gulf ULSD	2.3139	2.3411	2.5427
NYH RBOB	2.436	2.466	2.6068
NYH ULSD	2.3614	2.4017	2.6367
USGC 3%	62.59	63.38	69.17



3-2-1 Crack



Gulf 3-2-1 Crack



NGLs

MB

	Last	Week Ago	Month Ago
Butane	75.3	77.3	80.8
IsoButane	109.6	111.3	120.4
Natural Gasoline	148.3	150.3	158.5
Propane	75.1	77.1	84.3

CONWAY

	Last	Week Ago	Month Ago
Butane	92.5	92	96.3
IsoButane	116	120	135
Natural Gasoline	148	149.3	160.5
Propane	72	74.8	80.8

MB NON

	Last	Week Ago	Month Ago
Butane	95.3	97.3	100.8
IsoButane	109.6	111.3	120.4
Natural Gasoline	148.3	150.3	158.5
Propane	75.6	78.3	85.3

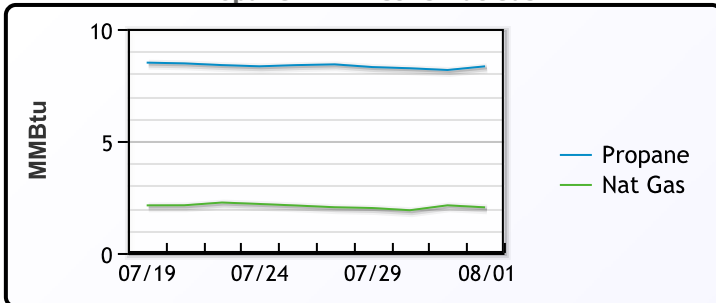
EDMONTON

	Last	Week Ago	Month Ago
Propane	44	50.8	55.8

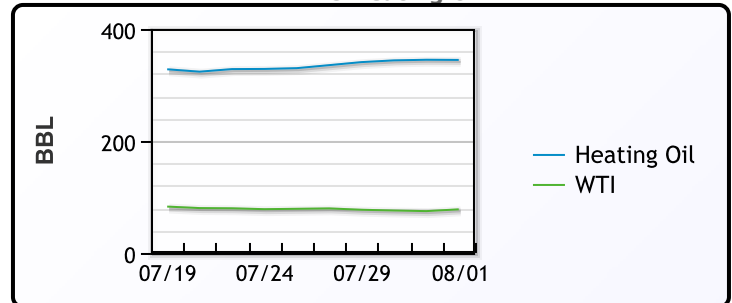
SARNIA

	Last	Week Ago	Month Ago
Propane	81	82.8	87.3

Propane MT.B Tet vs Nat Gas



WTI vs Heating Oil



FX

	Last	Change
CAD	1.3877	0.0003
DXY	104.343	0.247
Gold	2445.99	-0.27

RATES

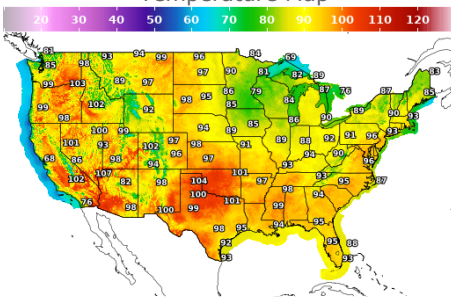
	Last	Change
US 2yr	4.1482	-0.1093
US 10yr	3.976	-0.0536
CAN 10yr	3.107	-0.054

EQUITIES

	Last	Change
Nasdaq	17194.14	-405.26
TSX	1358.108	-22.842
S&P 500	5446.68	-75.62

Weather Data

Temperature Map



City	HIGH °F	LOW °F
Calgary	88	51
Conway	90	63
Cushing	102	78
Denver	97	73
Houston	96	78
Mont Belvieu	93	77
Sarnia	85	68
Williston	96	68

Precipitation Map

