



MARKET DAILY

<https://www.pflpetroleum.com>
 1865 Veterans Park Dr. Suite 303
 Naples, Florida 34109
 Phone: 239-390-2885
 Fax: 239-949-0611
 Jul 9, 2024 7:54 PM

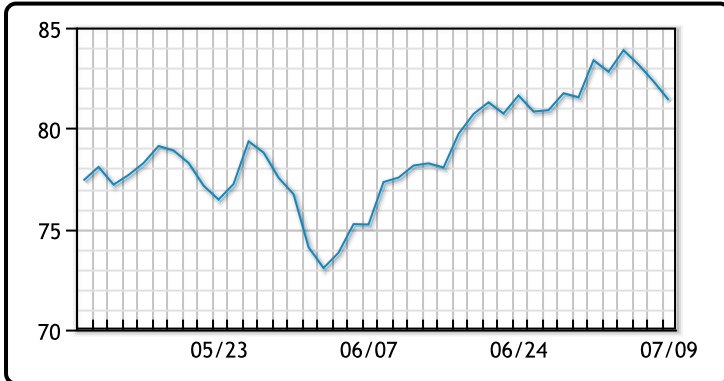
Major Energy Futures		
	Settle	Change
Brent	84.66	-1.09
Gas Oil	775.75	-18
Natural Gas	2.344	-0.022
RBOB	252.74	-1.05
ULSD	252.36	-5.55
WTI	81.41	-0.92

Market Commentary

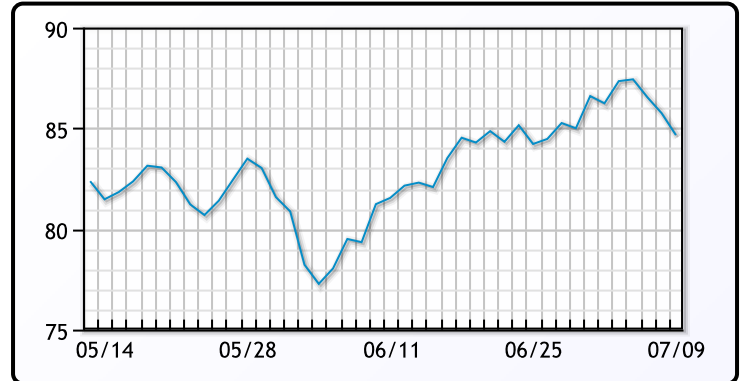
Oil prices eased today after traders learned that prolonged supply disruptions from Hurricane Beryl were unlikely after oil producing hubs suffered less damage than originally feared. Although some offshore U.S. production sites were evacuated, ports closed and refining slowed, major refineries along the country's Gulf Coast appeared to sustain minimal impact after Beryl weakened into a tropical storm. "Early indications suggest that most energy infrastructure has come through unscathed," ING analysts Warren Patterson and Ewa Manthey wrote in a client note. Price action in crude oil and refined fuel markets reflected waning expectations of ongoing supply disruptions from the hurricane, they added. Oil investors also had a mixed reaction to comments by Federal Reserve Chair Jerome Powell, who told a Congressional hearing on Tuesday that the economy was no longer overheated and that the job market had eased. WTI traded down \$.92 or -1.1% to close at \$81.41. Brent traded down \$1.09 or -1.3% to close at \$84.66.

Crude & Product Markets

WTI



BRENT



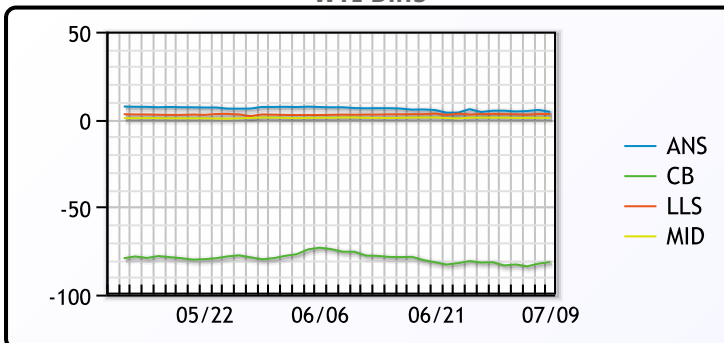
CRUDE

	Last	Week Ago	Month Ago
ANS	85.62	88.59	81.93
BLS	73.2	73.14	68.65
LLS	84.36	86.48	78.13
Mid	82.18	84.69	76.57
WTI	81.41	83.88	75.53

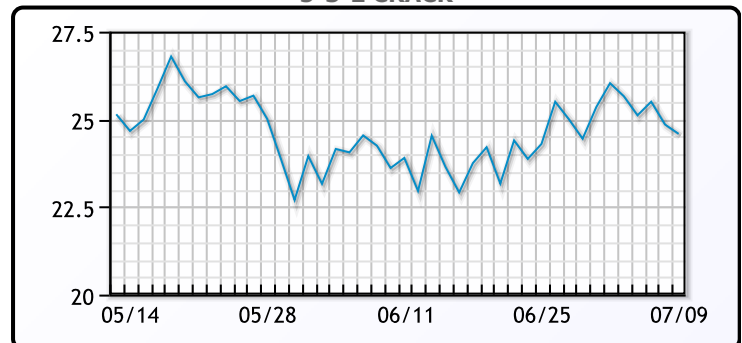
PRODUCTS

	Last	Week Ago	Month Ago
Gulf RBOB	2.4174	2.4788	2.2351
Gulf ULSD	2.4511	2.5638	2.2822
NYH RBOB	2.5559	2.6318	2.3951
NYH ULSD	2.5086	2.6118	2.3292
USGC 3%	67.48	70.11	61.92

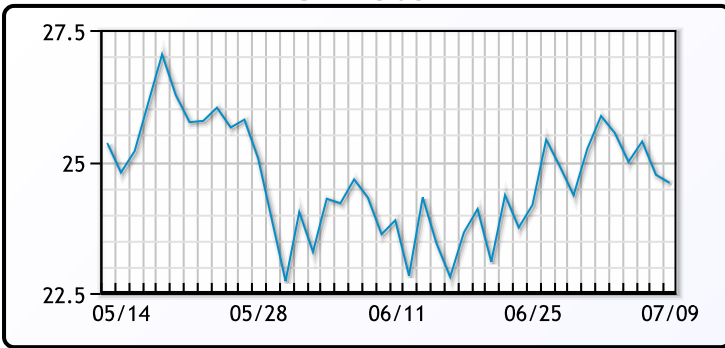
WTI Diffs



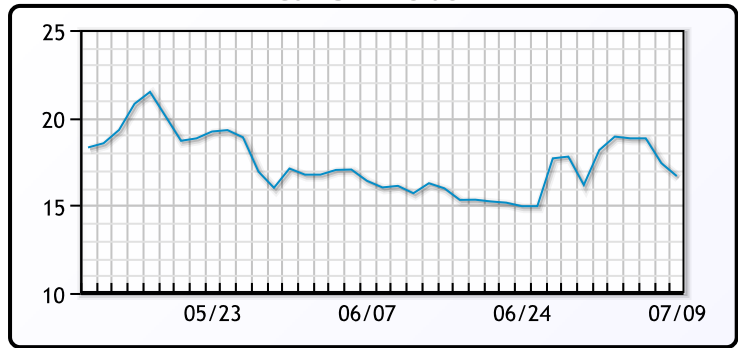
5-3-2 CRACK



3-2-1 Crack



Gulf 3-2-1 Crack



NGLs

MB

	Last	Week Ago	Month Ago
Butane	78.8	80.5	63.5
IsoButane	118	121.4	106.5
Natural Gasoline	156	159.6	143.5
Propane	81.8	83.8	70.1

CONWAY

	Last	Week Ago	Month Ago
Butane	94	95.5	80.5
IsoButane	134	131	125
Natural Gasoline	156	158.5	145.3
Propane	78.9	81	68.9

MB NON

	Last	Week Ago	Month Ago
Butane	98.8	100.5	83.5
IsoButane	118	121.4	106.5
Natural Gasoline	156	159.6	143.5
Propane	82.5	84.5	70.3

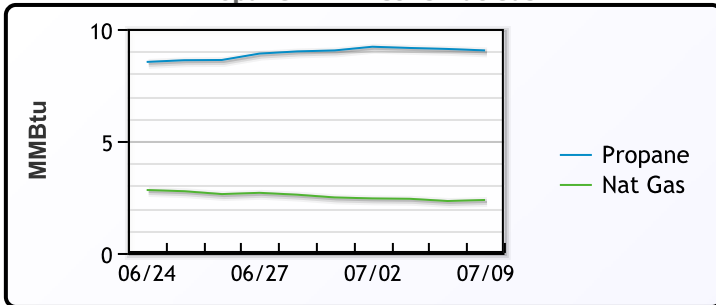
EDMONTON

	Last	Week Ago	Month Ago
Propane	54.4	56	45

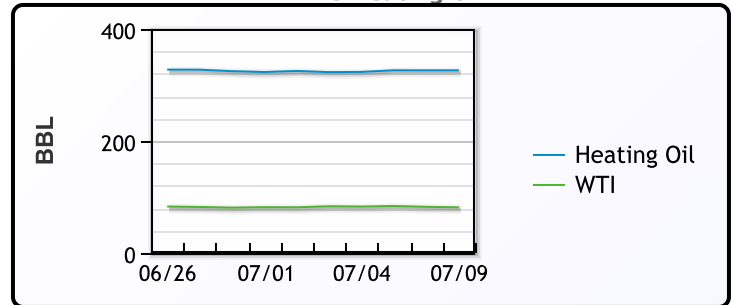
SARNIA

	Last	Week Ago	Month Ago
Propane	88.8	87.3	74.8

Propane MT.B Tet vs Nat Gas



WTI vs Heating Oil



FX

	Last	Change
CAD	1.3633	-0.0003
DXY	105.129	0.129
Gold	2365.23	1.14

RATES

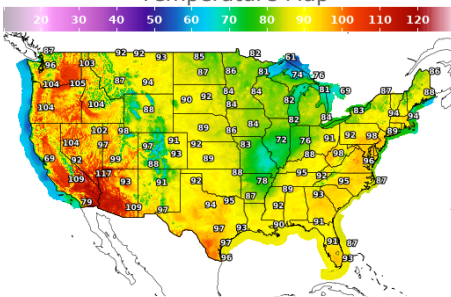
	Last	Change
US 2yr	4.6264	-0.0021
US 10yr	4.2959	0.0176
CAN 10yr	3.49	0.017

EQUITIES

	Last	Change
Nasdaq	18429.29	25.55
TSX	1314.731	-3.984
S&P 500	5576.98	4.13

Weather Data

Temperature Map



City	HIGH °F	LOW °F
Calgary	85	60
Conway	79	60
Cushing	89	66
Denver	87	66
Houston	93	76
Mont Belvieu	91	73
Sarnia	80	66
Williston	89	62

Precipitation Map

