



# MARKET DAILY

<https://www.pflpetroleum.com>  
 1865 Veterans Park Dr. Suite 303  
 Naples, Florida 34109  
 Phone: 239-390-2885  
 Fax: 239-949-0611  
 Jul 5, 2024 6:31 PM

Major Energy Futures		
	Settle	Change
Brent	86.54	-0.89
Gas Oil	807.5	6.5
Natural Gas	2.319	-0.017
RBOB	255.91	2.79
ULSD	260.24	0.46
WTI	83.16	-0.72

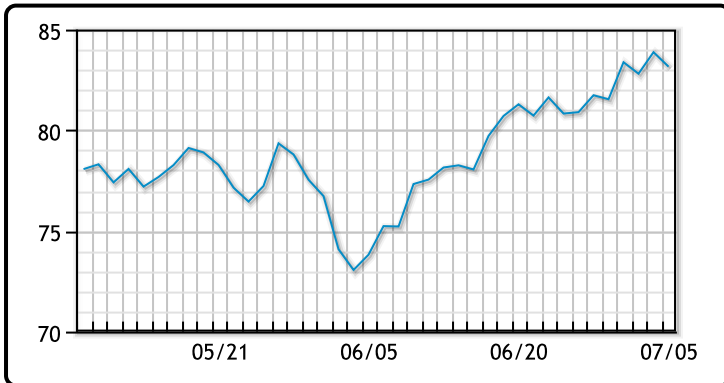
## Market Commentary

Oil prices settled lower on Friday as the rising possibility of a ceasefire deal in Gaza outweighed strong summer fuel demand and potential supply disruptions from Gulf of Mexico hurricanes. On the supply side, Hurricane Beryl, a Category 2 storm, made landfall in Mexico, after killing least 11 people in the Caribbean, tearing through buildings and power lines across several Caribbean islands. Production is now being shut in in the Gulf and platforms evacuated as a safety precaution. In Canada Suncor had to shut in a bunch of production due to wildfires.

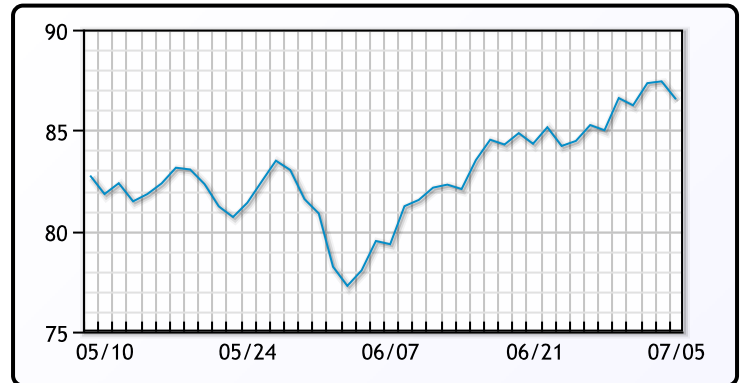
Brent crude futures settled down US \$89 cents per barrel, or 1.02% lower, to US \$86.54 a barrel, after reaching their highest since April earlier in the session. U.S. West Texas Intermediate (WTI) crude futures settled at \$83.16 a barrel, down 72 cents, or 0.9%. Could be an interesting day on Monday. We hope that everyone had a great 4th of July.

## Crude & Product Markets

WTI



BRENT



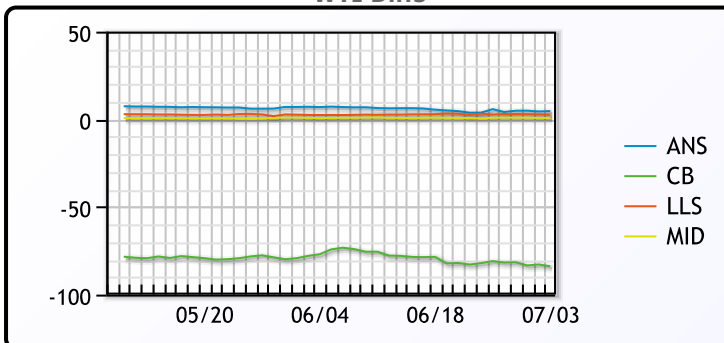
CRUDE

	Last	Week Ago	Month Ago
ANS	88.59	86.43	81.44
BLS	73.2	73.14	68.65
LLS	86.48	84.54	76.69
Mid	84.69	82.49	75.02
WTI	83.88	81.54	74.22

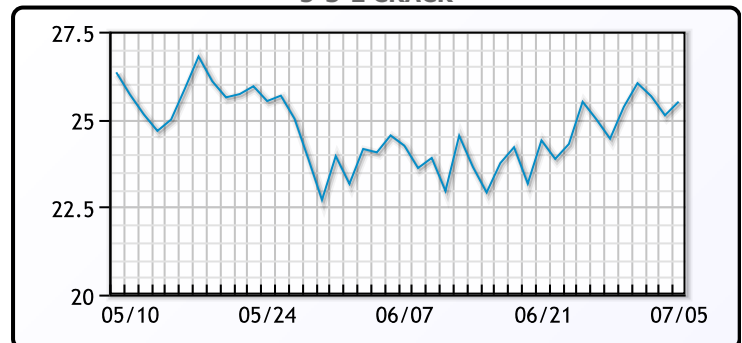
PRODUCTS

	Last	Week Ago	Month Ago
Gulf RBOB	2.4788	2.3665	2.2256
Gulf ULSD	2.5638	2.4601	2.2232
NYH RBOB	2.6318	2.523	2.3456
NYH ULSD	2.6118	2.5401	2.2762
USGC 3%	69.33	68.93	61.1

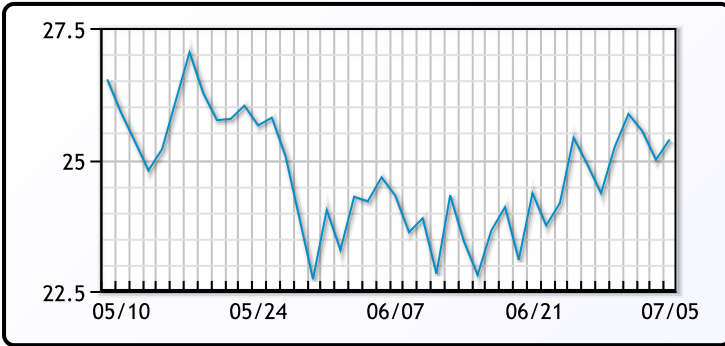
WTI Diffs



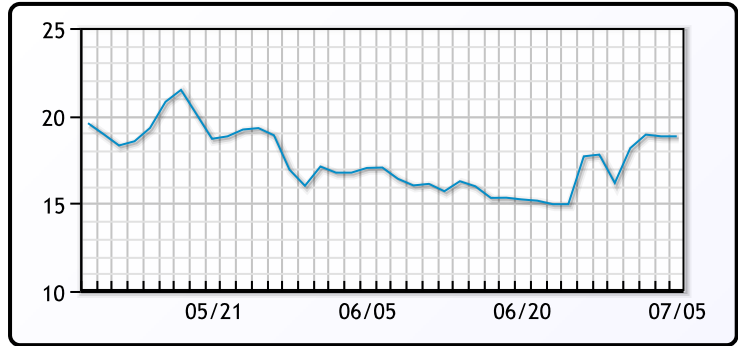
5-3-2 CRACK



3-2-1 Crack



Gulf 3-2-1 Crack



NGLs

MB

	Last	Week Ago	Month Ago
Butane	79.8	57.5	61.5
IsoButane	123	108.4	127
Natural Gasoline	160	154.6	142.5
Propane	83.4	81.5	69

CONWAY

	Last	Week Ago	Month Ago
Butane	95.3	92.8	76.5
IsoButane	131	135	129
Natural Gasoline	161	156.8	144
Propane	80.5	77.8	66

MB NON

	Last	Week Ago	Month Ago
Butane	99.8	97.5	81.5
IsoButane	123	108.4	127
Natural Gasoline	160	154.6	142.5
Propane	84.5	82.1	67.8

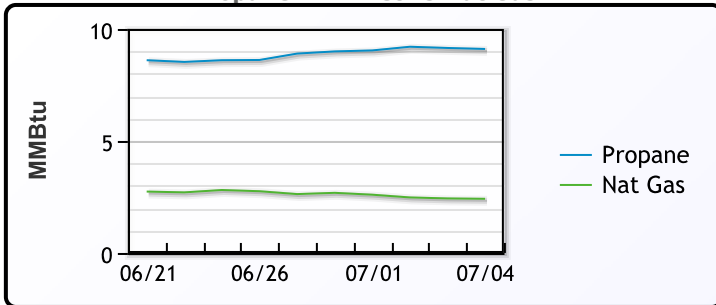
EDMONTON

	Last	Week Ago	Month Ago
Propane	56	52.8	41

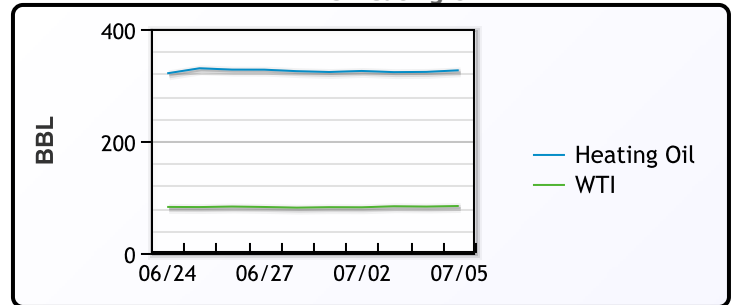
SARNIA

	Last	Week Ago	Month Ago
Propane	87.3	83.3	75.8

Propane MT.B Tet vs Nat Gas



WTI vs Heating Oil



FX

	Last	Change
CAD	1.364	0.0026
DXY	104.875	-0.255
Gold	2392.16	35.47

RATES

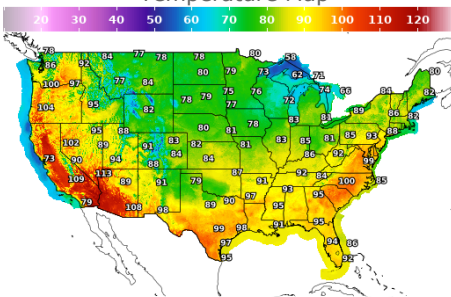
	Last	Change
US 2yr	4.6035	-0.1024
US 10yr	4.2784	-0.0803
CAN 10yr	3.499	-0.109

EQUITIES

	Last	Change
Nasdaq	18352.76	164.46
TSX	1315.72	-11.058
S&P 500	5567.19	30.17

Weather Data

Temperature Map



City	HIGH °F	LOW °F
Calgary	75	48
Conway	77	57
Cushing	84	68
Denver	80	59
Houston	101	82
Mont Belvieu	95	80
Sarnia	77	64
Williston	75	60

Precipitation Map

