



MARKET DAILY

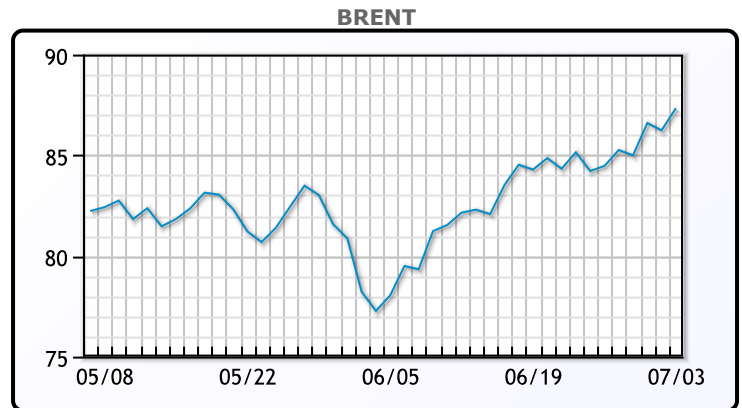
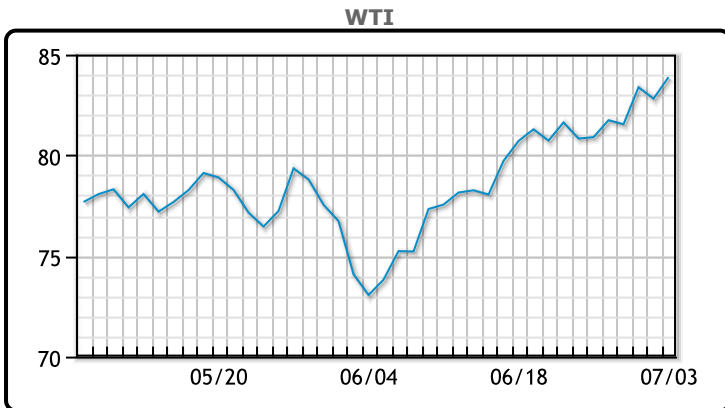
<https://www.pflpetroleum.com>
 1865 Veterans Park Dr. Suite 303
 Naples, Florida 34109
 Phone: 239-390-2885
 Fax: 239-949-0611
 Jul 3, 2024 6:43 PM

Major Energy Futures		
	Settle	Change
Brent	87.34	1.10
Gas Oil	796	13.75
Natural Gas	2.418	-0.017
RBOB	260.13	2.79
ULSD	263.43	0.46
WTI	83.88	1.07

Market Commentary

Oil prices were higher today gaining about 1% on a larger than expected decline in crude inventories. Crude inventories fell by 12.2 MM/bbls vs a 680K/bbls forecasted draw. "Strong exports, a slight drop in imports, and a rebound in refinery runs colluded to draw crude inventories by a whopping 12 million barrels," said Kpler oil analyst Matt Smith. Potential supply disruptions to Hurricane Beryl have also kept prices elevated, although concerns eased after the U.S. National Hurricane Center said the storm was expected to weaken by the time it entered the Gulf of Mexico this week. Also dampening prices were surveys that showed that China's services activity expanded at the slowest pace in eight months and confidence hit a four-year low in June. WTI traded up \$1.07 or 1.3% to close at \$83.88. Brent traded up \$1.10 or 1.3% to close at \$87.34.

Crude & Product Markets

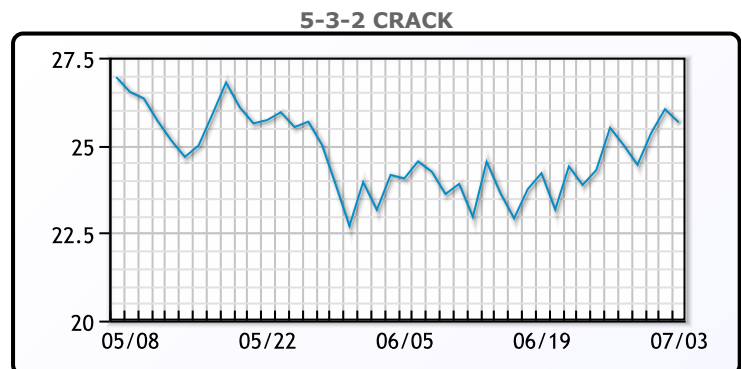
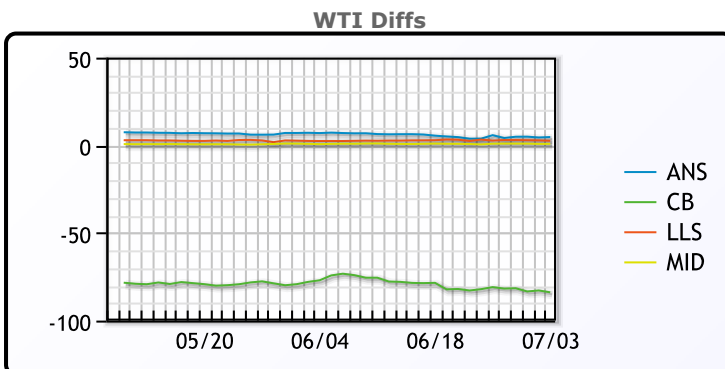


CRUDE

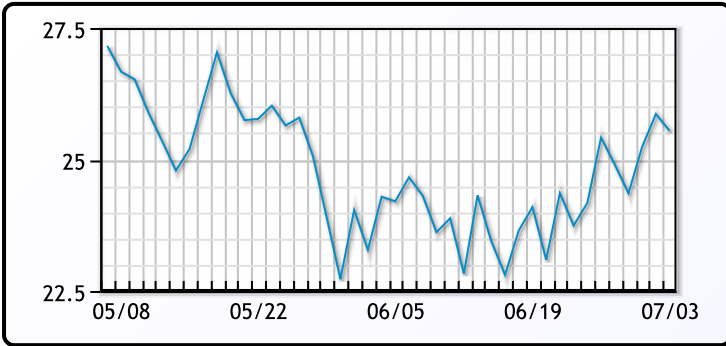
	Last	Week Ago	Month Ago
ANS	88.59	86.43	81.44
BLS	73.2	73.14	68.65
LLS	86.48	84.54	76.69
Mid	84.69	82.49	75.02
WTI	83.88	81.54	74.22

PRODUCTS

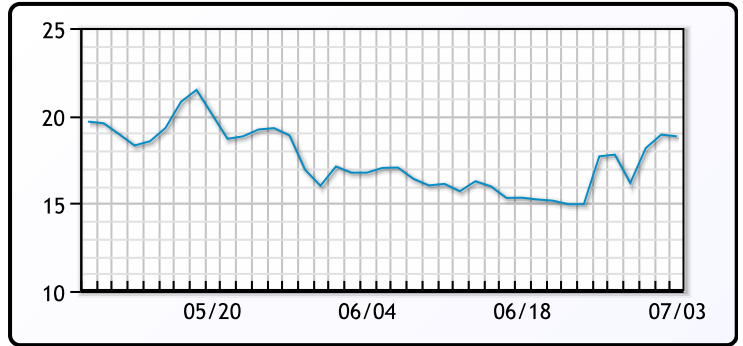
	Last	Week Ago	Month Ago
Gulf RBOB	2.4788	2.3665	2.2256
Gulf ULSD	2.5638	2.4601	2.2232
NYH RBOB	2.6318	2.523	2.3456
NYH ULSD	2.6118	2.5401	2.2762
USGC 3%	69.64	68.93	60.7



3-2-1 Crack



Gulf 3-2-1 Crack



NGLs

MB

	Last	Week Ago	Month Ago
Butane	91.25	85.625	69.5
IsoButane	122	108.5	125
Natural Gasoline	160	154.6	142.5
Propane	84.875	81.75	67.75

CONWAY

	Last	Week Ago	Month Ago
Butane	96	92.5	78.25
IsoButane	136	131	133
Natural Gasoline	162	157	145.5
Propane	81.5	77.75	65.75

MB NON

	Last	Week Ago	Month Ago
Butane	100.25	97.625	81.5
IsoButane	122	108.5	125
Natural Gasoline	161	155	143
Propane	84.5	82.1	67.8

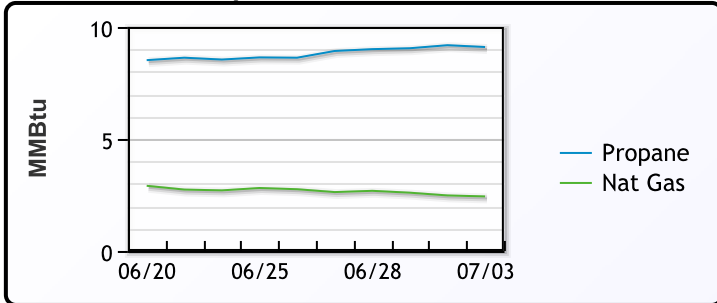
EDMONTON

	Last	Week Ago	Month Ago
Propane	56	52.8	41

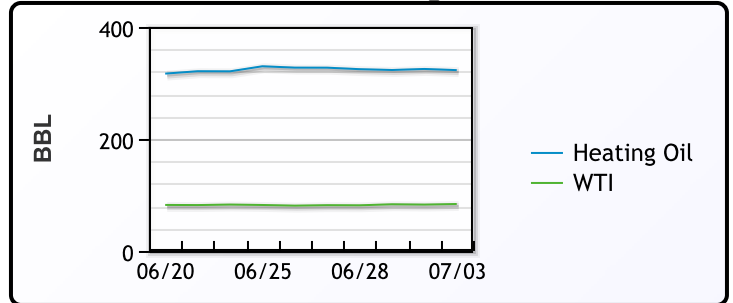
SARNIA

	Last	Week Ago	Month Ago
Propane	87.3	83.3	75.8

Propane MT.B Tet vs Nat Gas



WTI vs Heating Oil



FX

	Last	Change
CAD	1.3638	-0.0001
DXY	105.403	-0.319
Gold	2357.84	1.64

RATES

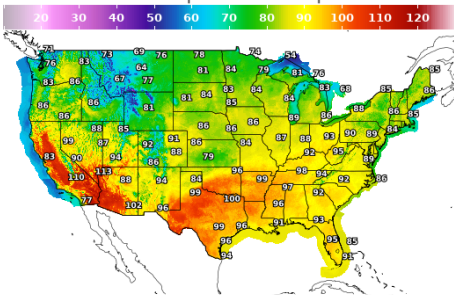
	Last	Change
US 2yr	4.7059	-0.0353
US 10yr	4.3587	-0.0729
CAN 10yr	3.565	-0.045

EQUITIES

	Last	Change
Nasdaq	18188.3	159.54
TSX	1326.233	16.944
S&P 500	5537.02	28.01

Weather Data

Temperature Map



City	HIGH °F	LOW °F
Calgary	59	48
Conway	76	56
Cushing	98	73
Denver	92	68
Houston	98	82
Mont Belvieu	92	80
Sarnia	84	64
Williston	76	55

Precipitation Map

