



MARKET DAILY

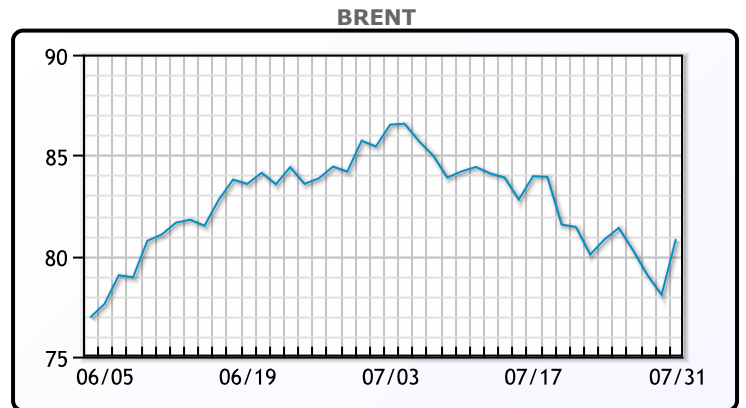
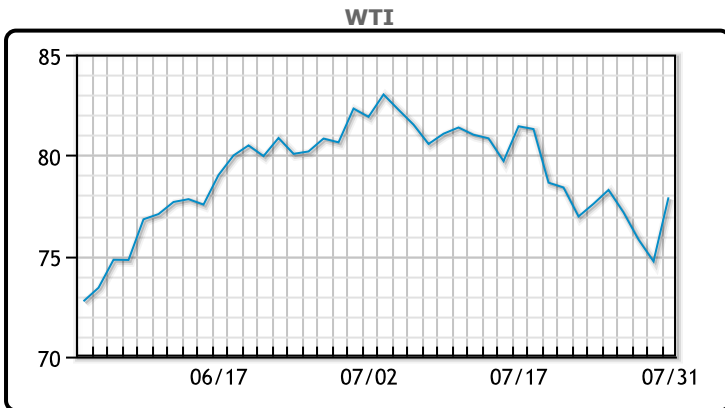
<https://www.pflpetroleum.com>
 1865 Veterans Park Dr. Suite 303
 Naples, Florida 34109
 Phone: 239-390-2885
 Fax: 239-949-0611
 Jul 31, 2024 5:26 PM

Major Energy Futures		
	Settle	Change
Brent	80.72	2.09
Gas Oil	740.25	-12.5
Natural Gas	2.036	0.09
RBOB	244.25	-2.8
ULSD	243.83	-3.48
WTI	77.91	3.18

Market Commentary

Oil prices rose today as investors worried that the conflict in the Middle East could widen. U.S. crude stocks decreased by 3.4MM/bbls last week, more than triple the 1.1MM/bbl decline analysts had expected in a Reuters poll. This is the fifth straight week that inventories declined. "Robust exports have helped to offset lower refining activity and strong imports to encourage a fifth consecutive draw to crude inventories," said Matt Smith, lead oil analyst at Kpler, calling the report "modestly supportive" for oil prices. Limiting gains were concerns about fuel demand in China, the world's top crude oil importer. China's manufacturing activity in July shrank for a third month, an official factory survey showed on Wednesday. WTI traded up \$3.18 or 4.26% to close at \$77.91. Brent traded up \$2.09 or 2.66% to close at \$80.72.

Crude & Product Markets

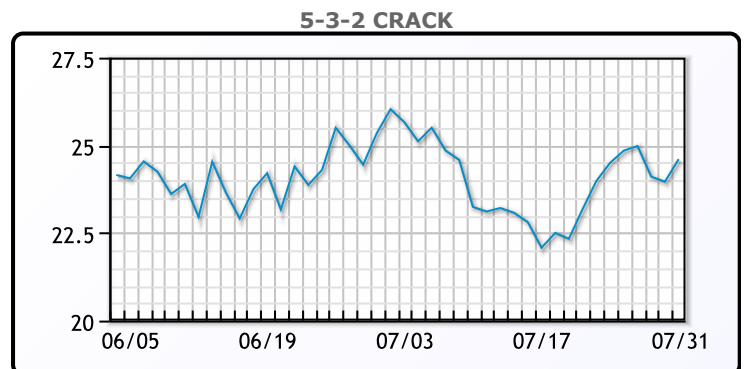
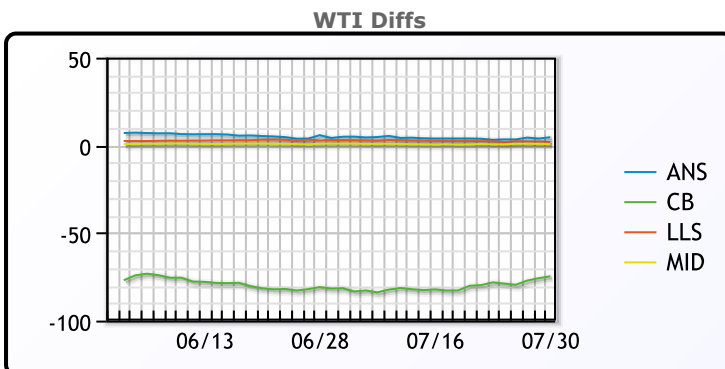


CRUDE

	Last	Week Ago	Month Ago
ANS	79.32	82.92	86.43
BLS	73.2	73.14	68.65
LLS	76.61	81.94	84.54
Mid	75.48	80.43	82.49
WTI	74.73	79.59	81.54

PRODUCTS

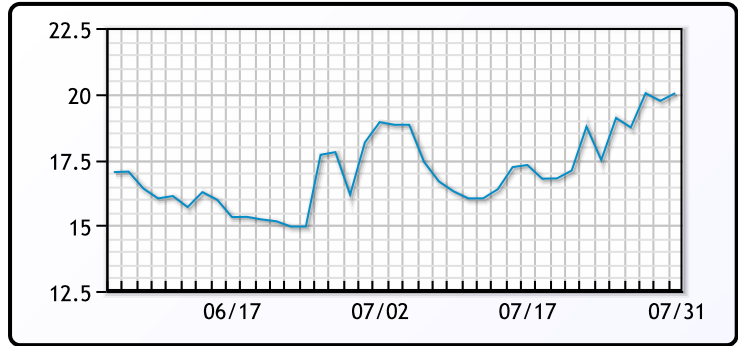
	Last	Week Ago	Month Ago
Gulf RBOB	2.41	2.377	2.3665
Gulf ULSD	2.3408	2.3411	2.4601
NYH RBOB	2.4825	2.466	2.523
NYH ULSD	2.3938	2.4017	2.5401
USGC 3%	61.57	64.84	68.93



3-2-1 Crack



Gulf 3-2-1 Crack



NGLs

MB

	Last	Week Ago	Month Ago
Butane	77.1	76.4	79
IsoButane	112.5	111.1	112.9
Natural Gasoline	150.6	148.6	156
Propane	76.3	76.8	82.8

CONWAY

	Last	Week Ago	Month Ago
Butane	92.5	92.5	94
IsoButane	118	118	139
Natural Gasoline	150.3	148	156.5
Propane	74	74.6	77.8

MB NON

	Last	Week Ago	Month Ago
Butane	97.1	96.4	99
IsoButane	112.5	111.1	112.9
Natural Gasoline	150.6	148.6	156
Propane	77.5	77.9	83.6

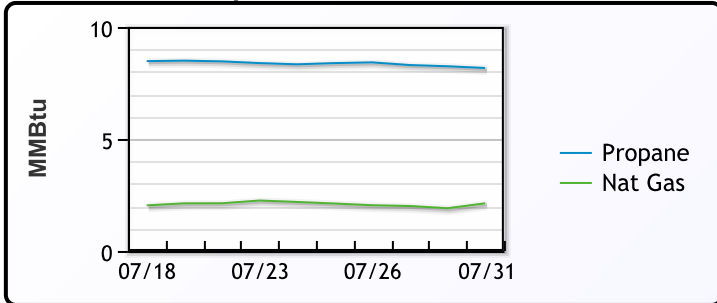
EDMONTON

	Last	Week Ago	Month Ago
Propane	46	49.8	53

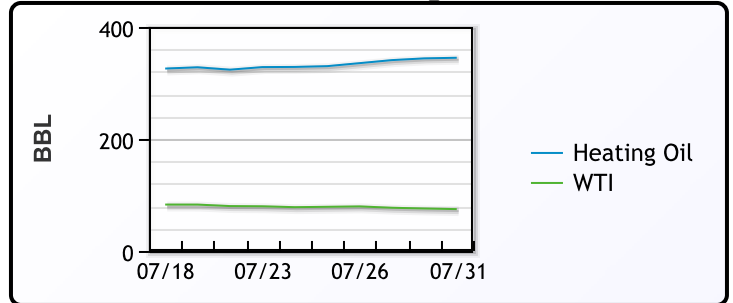
SARNIA

	Last	Week Ago	Month Ago
Propane	81.5	82.8	87.3

Propane MT.B Tet vs Nat Gas



WTI vs Heating Oil



FX

	Last	Change
CAD	1.3806	-0.0002
DXY	104.039	-0.515
Gold	2447.67	0.07

RATES

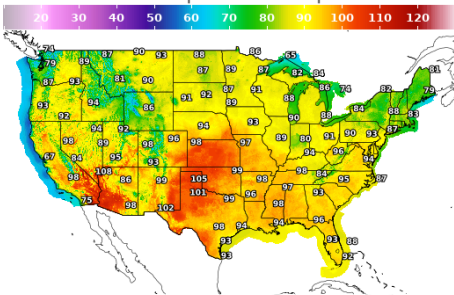
	Last	Change
US 2yr	4.2575	-0.101
US 10yr	4.0296	-0.1098
CAN 10yr	3.161	-0.071

EQUITIES

	Last	Change
Nasdaq	17599.4	451.98
TSX	1380.95	16.899
S&P 500	5522.3	85.86

Weather Data

Temperature Map



City	HIGH °F	LOW °F
Calgary	85	54
Conway	85	66
Cushing	99	78
Denver	95	74
Houston	95	79
Mont Belvieu	93	78
Sarnia	87	67
Williston	90	66

Precipitation Map

