



# MARKET DAILY

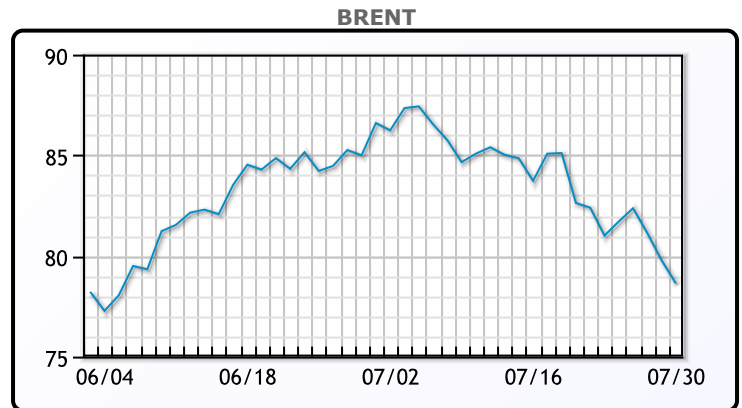
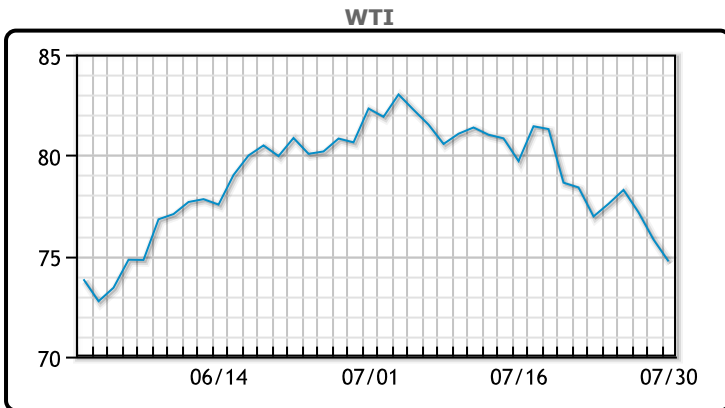
<https://www.pflpetroleum.com>  
 1865 Veterans Park Dr. Suite 303  
 Naples, Florida 34109  
 Phone: 239-390-2885  
 Fax: 239-949-0611  
 Jul 30, 2024 5:35 PM

Major Energy Futures		
	Settle	Change
Brent	78.63	-1.15
Gas Oil	721	-3
Natural Gas	2.126	-0.015
RBOB	238.71	-4.52
ULSD	233.68	-4.47
WTI	74.73	-1.08

**Market Commentary**

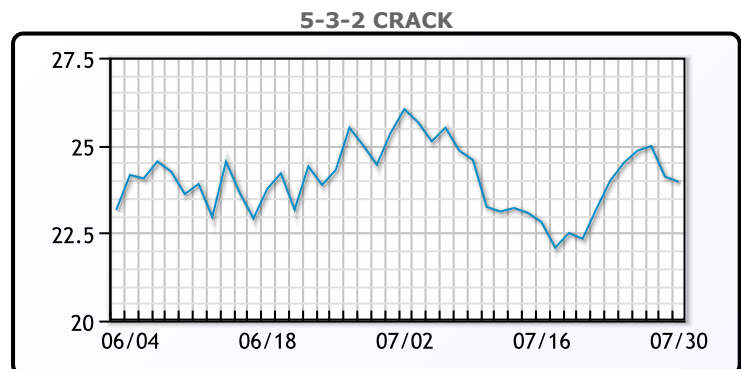
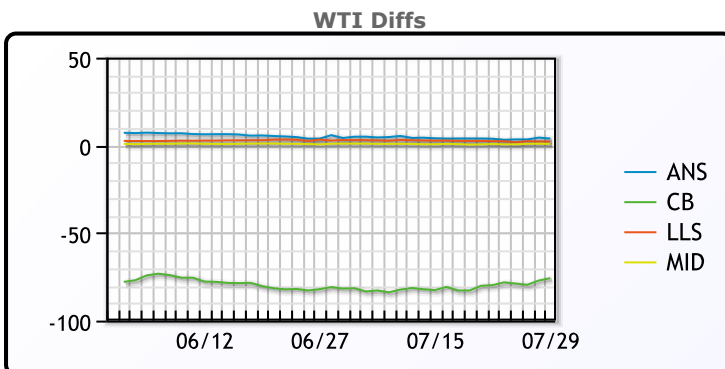
Oil prices were lower today falling to seven week lows as investors worried that demand from China. Market participants have been talking for days about a possible ceasefire deal in Gaza that could reduce the geopolitical risk premium for crude prices. A ceasefire deal with Hamas has "the potential to (remove) \$4 to \$7 (a barrel) of risk premium out of the market," Bob Yawger, director of energy futures at Mizuho, said in a note. Manufacturing activity in China, the world's largest crude importer, likely shrank for a third month in July, according to a Reuters poll. Chinese leaders have vowed to step up support for the economy, but investors expect such measures will be limited since the Third Plenum policy meeting largely reiterated existing goals. WTI traded down \$1.08 or -1.4% to close at \$74.73. Brent traded down \$1.15 or -1.4% to close at \$78.63.

## Crude & Product Markets



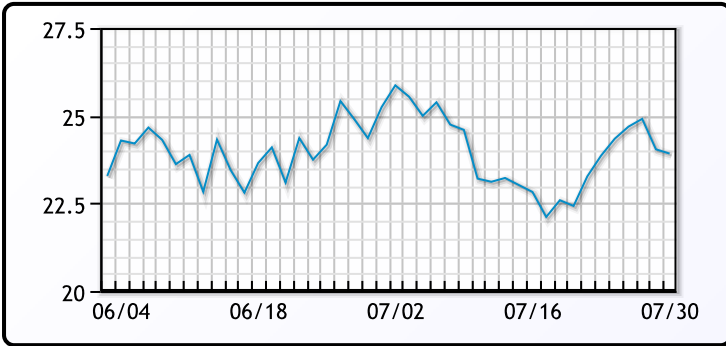
CRUDE			
	Last	Week Ago	Month Ago
ANS	79.65	82.23	86.43
BLS	73.2	73.14	68.65
LLS	77.96	80.63	84.54
Mid	76.61	79.43	82.49
WTI	75.81	78.88	81.54

PRODUCTS			
	Last	Week Ago	Month Ago
Gulf RBOB	2.3193	2.3955	2.3665
Gulf ULSD	2.2632	2.3991	2.4601
NYH RBOB	2.3921	2.4791	2.523
NYH ULSD	2.3093	2.4537	2.5401
USGC 3%	62.36	64.01	68.93

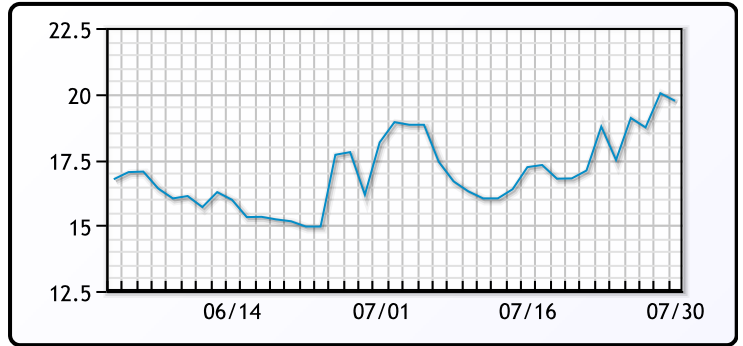


This report has been prepared by PFL Petroleum Limited personnel for your information only and the views expressed are intended to provide market commentary and are not recommendations. This report is not an offer to sell or a solicitation of any offer to buy any security. The information contained herein has been compiled by PFL from sources believed to be reliable, but no representation or warranty, express or implied, is made by PFL Petroleum Limited, its affiliates or any other person as to its accuracy, completeness or correctness. Copyright 2017 PFL Petroleum Limited. All Rights Reserved

**3-2-1 Crack**



**Gulf 3-2-1 Crack**



**NGLs**

**MB**

	Last	Week Ago	Month Ago
Butane	75.8	75.5	79
IsoButane	113	111.5	112.9
Natural Gasoline	143.6	147.6	156
Propane	74.8	76.3	82.8

**CONWAY**

	Last	Week Ago	Month Ago
Butane	90.5	90	94
IsoButane	120.5	118	139
Natural Gasoline	143	145.5	156.5
Propane	72	74	77.8

**MB NON**

	Last	Week Ago	Month Ago
Butane	95.8	95.5	99
IsoButane	113	111.5	112.9
Natural Gasoline	143.6	147.6	156
Propane	76.8	77	83.6

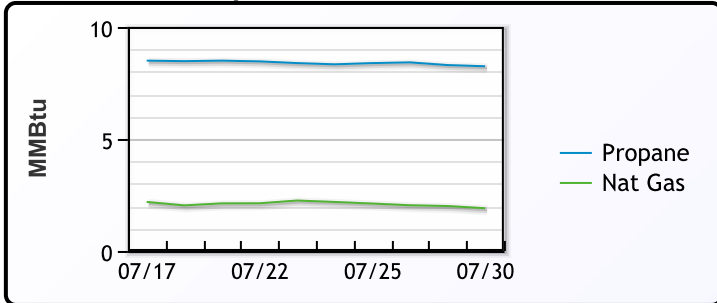
**EDMONTON**

	Last	Week Ago	Month Ago
Propane	44	48.3	53

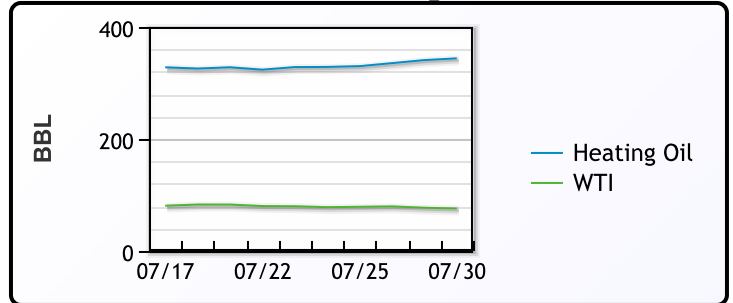
**SARNIA**

	Last	Week Ago	Month Ago
Propane	81.5	82.8	87.3

**Propane MT.B Tet vs Nat Gas**



**WTI vs Heating Oil**



**FX**

	Last	Change
CAD	1.3848	-0.0001
DXY	104.471	-0.093
Gold	2410.73	-0.05

**RATES**

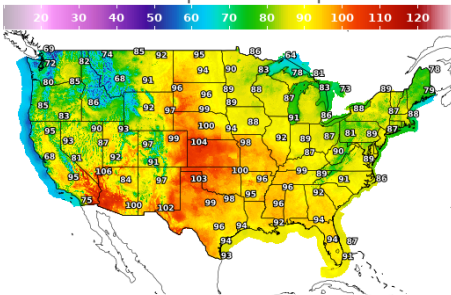
	Last	Change
US 2yr	4.3585	-0.0412
US 10yr	4.1394	-0.035
CAN 10yr	3.232	-0.055

**EQUITIES**

	Last	Change
Nasdaq	17147.42	-222.78
TSX	1364.05	3.233
S&P 500	5436.44	-27.1

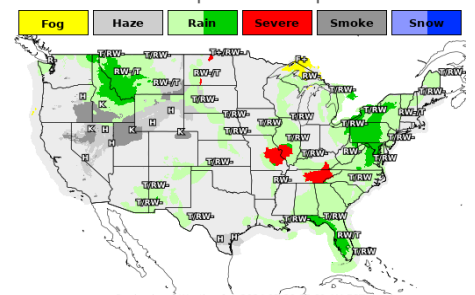
**Weather Data**

**Temperature Map**



City	HIGH °F	LOW °F
Calgary	78	51
Conway	88	62
Cushing	99	79
Denver	96	72
Houston	93	79
Mont Belvieu	93	79
Sarnia	76	68
Williston	94	67

**Precipitation Map**



This report has been prepared by PFL Petroleum Limited personnel for your information only and the views expressed are intended to provide market commentary and are not recommendations. This report is not an offer to sell or a solicitation of any offer to buy any security. The information contained herein has been compiled by PFL from sources believed to be reliable, but no representation or warranty, express or implied, is made by PFL Petroleum Limited, its affiliates or any other person as to its accuracy, completeness or correctness. Copyright 2017 PFL Petroleum Limited. All Rights Reserved