



MARKET DAILY

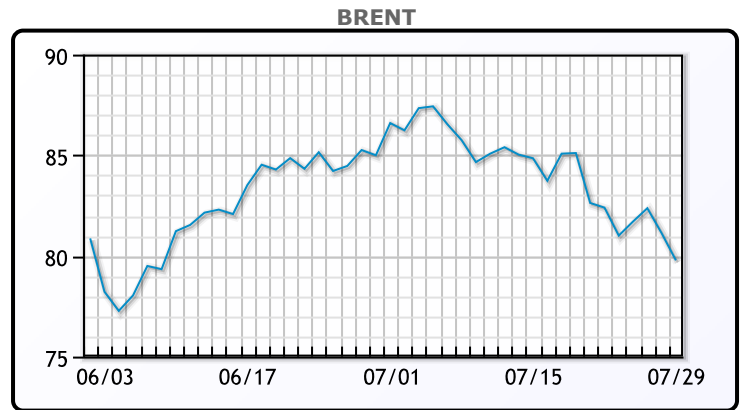
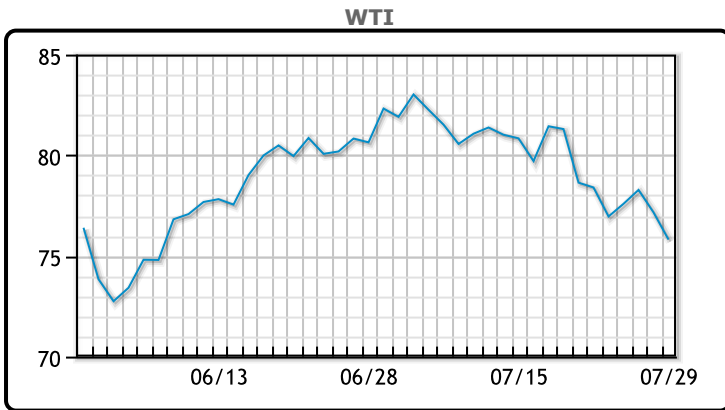
<https://www.pflpetroleum.com>
 1865 Veterans Park Dr. Suite 303
 Naples, Florida 34109
 Phone: 239-390-2885
 Fax: 239-949-0611
 Jul 29, 2024 6:01 PM

Major Energy Futures		
	Settle	Change
Brent	79.78	1.35
Gas Oil	733.5	-15
Natural Gas	2.036	-0.015
RBOB	241.53	-4.52
ULSD	237.5	-4.47
WTI	75.81	1.35

Market Commentary

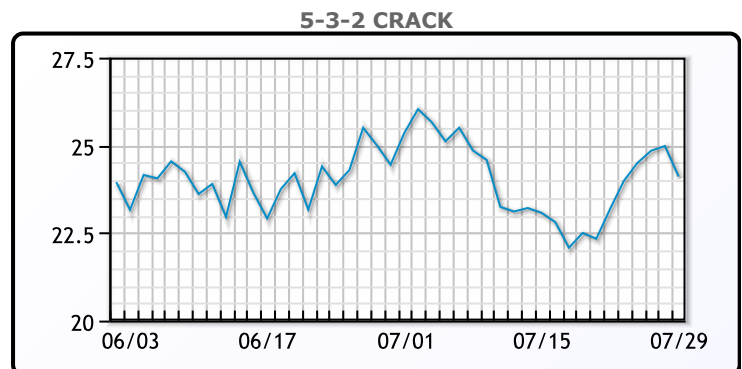
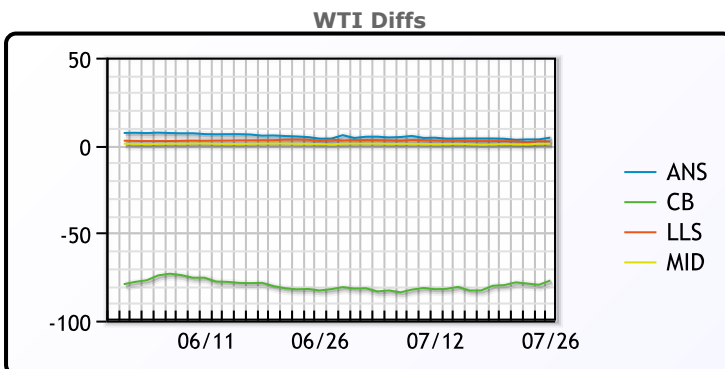
Oil prices were lower today trading down as fears of tensions in the Middle East may have been overblown. "It seems like the market has come around to the idea that - even as horrific as these episodes are - they are not likely to cause a region-wide conflict," said John Kilduff, partner at Again Capital in New York. Data released this month showed that China's total fuel oil imports dropped 11% in the first half of 2024, raising concerns about the wider demand outlook in the world's biggest crude importer. Meanwhile, markets are keeping a watch on oil producer Venezuela after the country's electoral authority said that President Nicolas Maduro had won a third term with 51% of the vote despite multiple exit polls pointing to an opposition win. WTI traded down \$1.35 or -1.8% to close at \$75.81. Brent traded down \$1.35 or -1.7% to close at \$79.78.

Crude & Product Markets

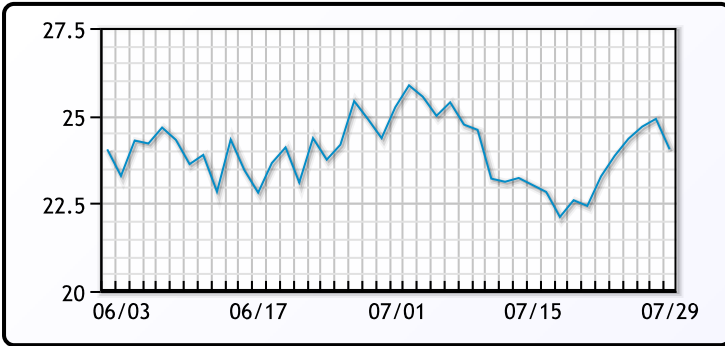


CRUDE			
	Last	Week Ago	Month Ago
ANS	81.56	84	86.68
BLS	73.2	73.14	68.65
LLS	79.31	82.63	83.6
Mid	78.05	80.67	81.8
WTI	77.16	80.13	80.9

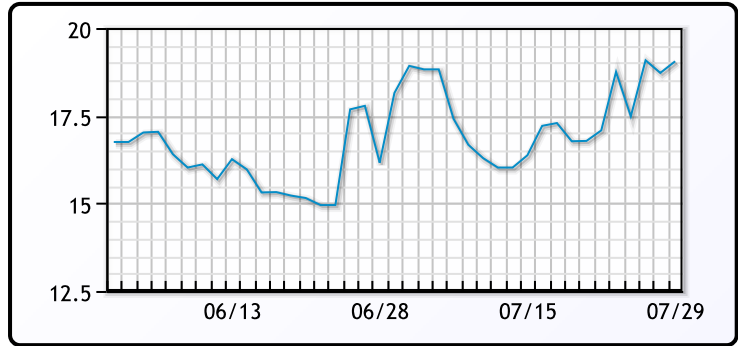
PRODUCTS			
	Last	Week Ago	Month Ago
Gulf RBOB	2.3423	2.3694	2.3665
Gulf ULSD	2.2935	2.3835	2.4601
NYH RBOB	2.4203	2.463	2.523
NYH ULSD	2.357	2.4349	2.5401
USGC 3%	63.38	65.31	67.52



3-2-1 Crack



Gulf 3-2-1 Crack



NGLs

MB

	Last	Week Ago	Month Ago
Butane	87.375	87.25	89
IsoButane	115	110.5	110.5
Natural Gasoline	145.5	148.4	156
Propane	76.375	76.75	82.875

CONWAY

	Last	Week Ago	Month Ago
Butane	92	91.5	94
IsoButane	123	118	132
Natural Gasoline	146.5	150.25	156.5
Propane	73.5	74.25	79.125

MB NON

	Last	Week Ago	Month Ago
Butane	96.375	96.25	99
IsoButane	115	110.5	110.5
Natural Gasoline	145.75	149.75	155
Propane	76.9	77.5	83.6

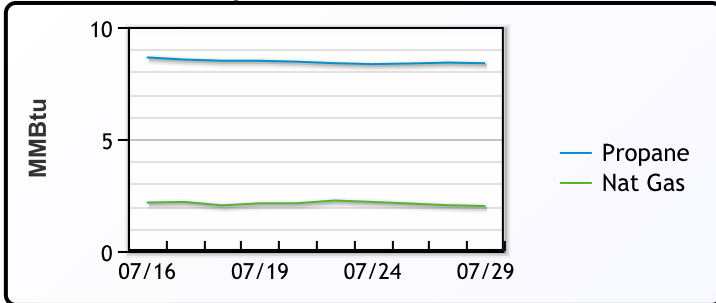
EDMONTON

	Last	Week Ago	Month Ago
Propane	47.5	48.5	53

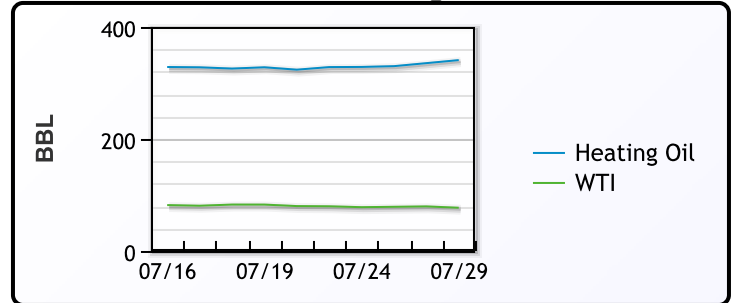
SARNIA

	Last	Week Ago	Month Ago
Propane	81.5	82.8	87.3

Propane MT.B Tet vs Nat Gas



WTI vs Heating Oil



FX

	Last	Change
CAD	1.3853	0
DXY	104.565	0.249
Gold	2382.58	-1.61

RATES

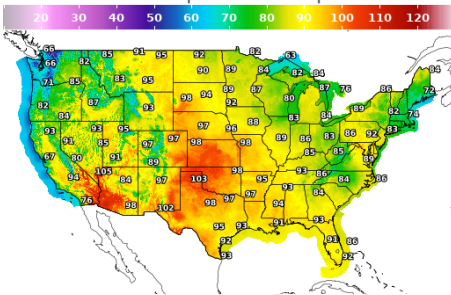
	Last	Change
US 2yr	4.3997	0.0165
US 10yr	4.1744	-0.0195
CAN 10yr	3.287	-0.032

EQUITIES

	Last	Change
Nasdaq	17370.2	12.32
TSX	1360.817	-1.894
S&P 500	5463.54	4.44

Weather Data

Temperature Map



City	HIGH °F	LOW °F
Calgary	81	53
Conway	84	62
Cushing	100	76
Denver	96	71
Houston	93	77
Mont Belvieu	91	78
Sarnia	79	67
Williston	92	61

Precipitation Map

