



MARKET DAILY

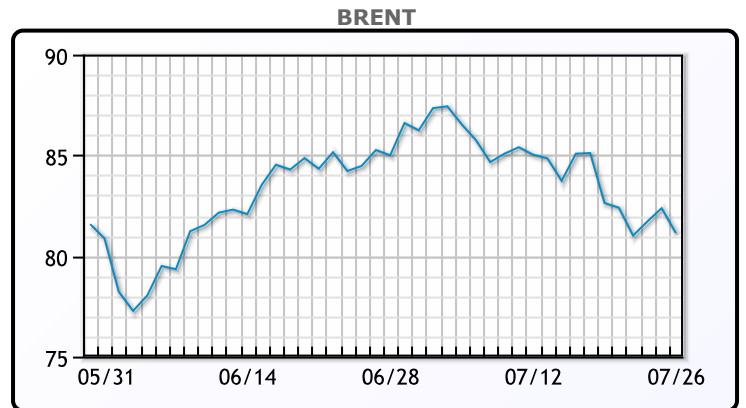
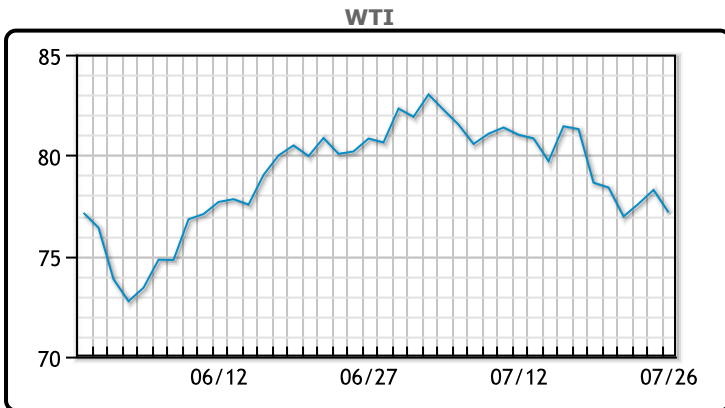
<https://www.pflpetroleum.com>
 1865 Veterans Park Dr. Suite 303
 Naples, Florida 34109
 Phone: 239-390-2885
 Fax: 239-949-0611
 Jul 26, 2024 5:21 PM

Major Energy Futures		
	Settle	Change
Brent	81.13	-1.24
Gas Oil	736.5	-1
Natural Gas	2.006	-0.076
RBOB	246.05	1.61
ULSD	241.97	1.88
WTI	77.16	-1.12

Market Commentary

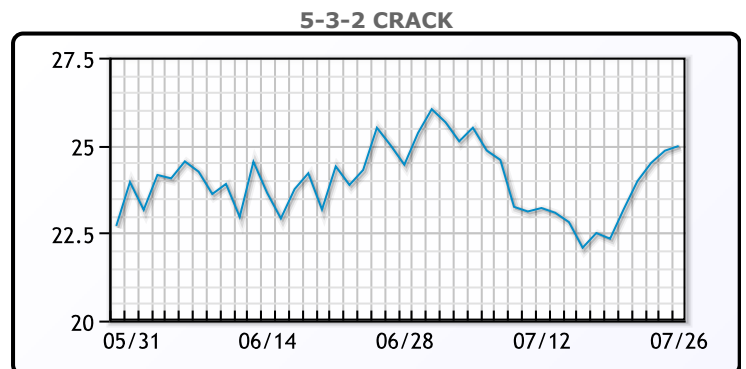
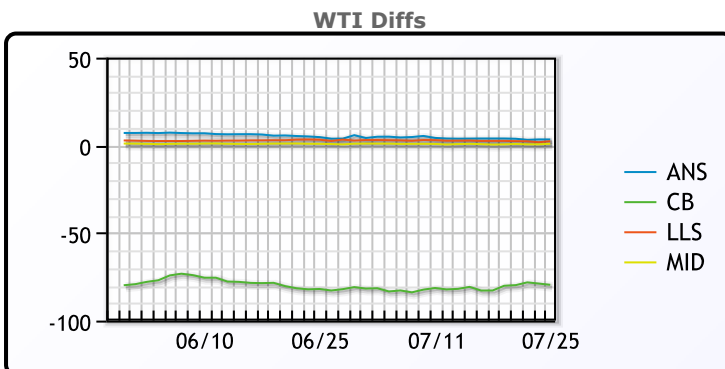
Oil prices were lower today finishing the week lower on declining Chinese demand. Data released last week showing that China's total fuel oil imports, opens new tab dropped 11% in the first half of 2024 have raised concern about the wider demand outlook in China. "Yesterday's better-than-expected U.S. GDP growth figures initially supported the crude market," said George Khoury, global head of education and research at CFI. "However, these gains were overshadowed by concerns about declining Chinese oil demand." Meanwhile, demand from the world's top oil consumer was also expected to ease as U.S. refiners are preparing to cut back production as the end of the summer driving season in early September nears. WTI traded down \$1.12 or -1.4% to close at \$77.16. Brent traded down \$1.24 or -1.5% to close at \$81.13

Crude & Product Markets

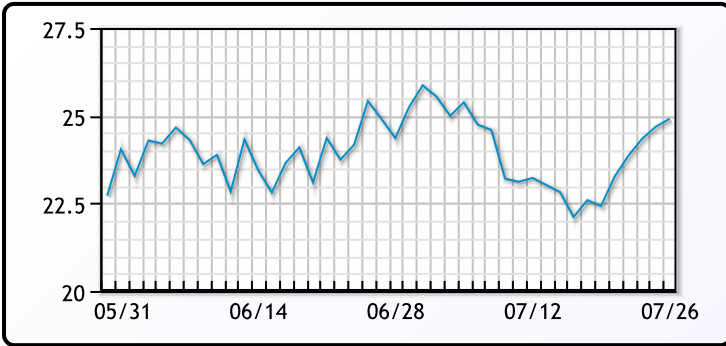


CRUDE			
	Last	Week Ago	Month Ago
ANS	82.92	84	85.88
BLS	73.2	73.14	68.65
LLS	81.94	82.63	85.33
Mid	80.43	80.67	82.59
WTI	79.59	80.13	82.08

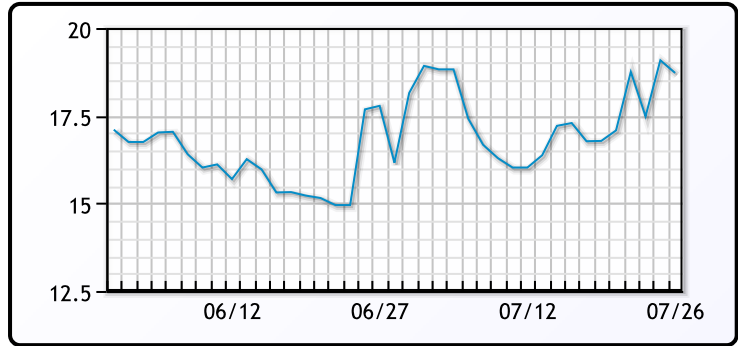
PRODUCTS			
	Last	Week Ago	Month Ago
Gulf RBOB	2.3955	2.3879	2.3528
Gulf ULSD	2.3411	2.3466	2.4805
NYH RBOB	2.4791	2.4639	2.5207
NYH ULSD	2.4017	2.4116	2.525
USGC 3%	64.84	65.31	67.36



3-2-1 Crack



Gulf 3-2-1 Crack



NGLs

MB

	Last	Week Ago	Month Ago
Butane	76.1	76.6	57.5
IsoButane	110.9	109.1	108.4
Natural Gasoline	147.8	149.9	154.6
Propane	76	77.5	81.5

CONWAY

	Last	Week Ago	Month Ago
Butane	91.8	92.3	92.8
IsoButane	120	115	135
Natural Gasoline	147.8	149	156.8
Propane	74.4	75.3	77.8

MB NON

	Last	Week Ago	Month Ago
Butane	96.1	96.6	97.5
IsoButane	110.9	109.1	108.4
Natural Gasoline	147.8	149.9	154.6
Propane	77.4	78.4	82.1

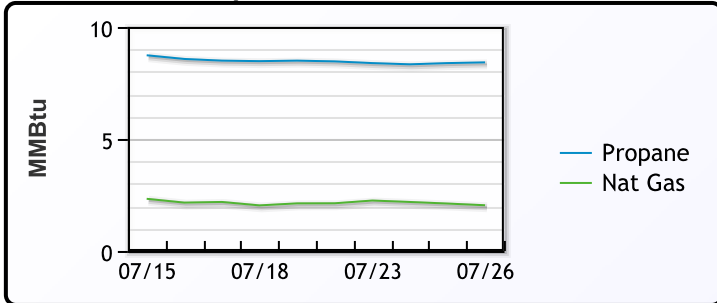
EDMONTON

	Last	Week Ago	Month Ago
Propane	50.4	49.3	52.8

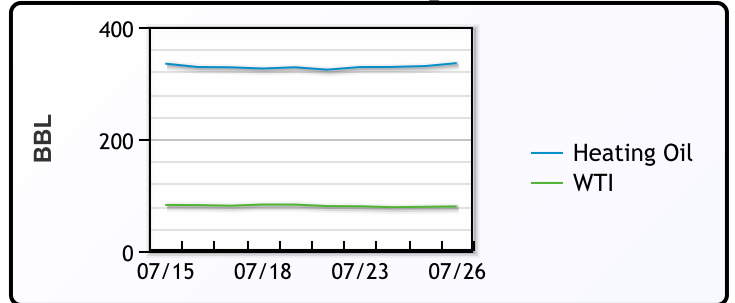
SARNIA

	Last	Week Ago	Month Ago
Propane	82.5	82.8	83.3

Propane MT.B Tet vs Nat Gas



WTI vs Heating Oil



FX

	Last	Change
CAD	1.3836	0.0011
DXY	104.328	-0.027
Gold	2387.19	22.63

RATES

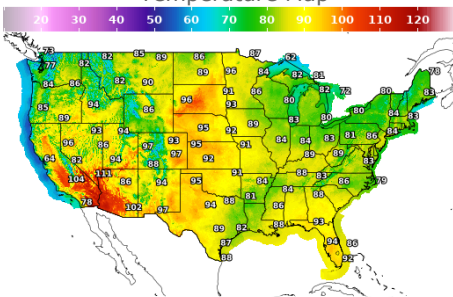
	Last	Change
US 2yr	4.3832	-0.0475
US 10yr	4.1939	-0.0468
CAN 10yr	3.319	-0.054

EQUITIES

	Last	Change
Nasdaq	17357.88	176.16
TSX	1362.71	12.094
S&P 500	5459.1	59.88

Weather Data

Temperature Map



City	HIGH °F	LOW °F
Calgary	73	45
Conway	88	70
Cushing	90	69
Denver	86	72
Houston	81	73
Mont Belvieu	80	72
Sarnia	74	56
Williston	87	72

Precipitation Map

