



MARKET DAILY

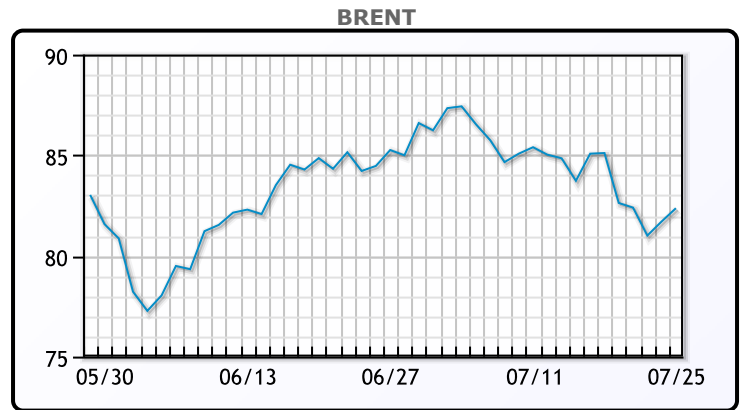
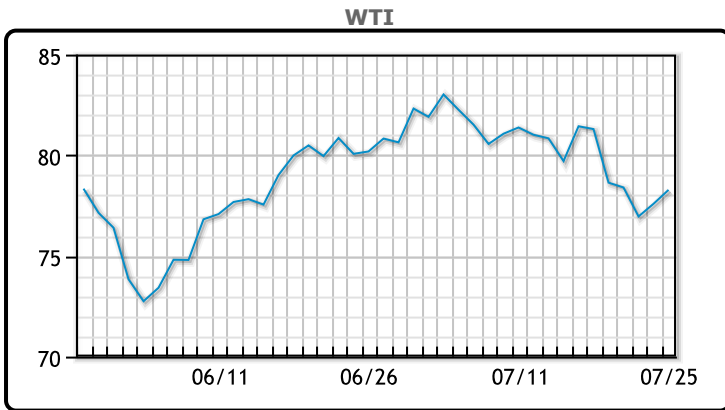
<https://www.pflpetroleum.com>
 1865 Veterans Park Dr. Suite 303
 Naples, Florida 34109
 Phone: 239-390-2885
 Fax: 239-949-0611
 Jul 25, 2024 6:43 PM

Major Energy Futures		
	Settle	Change
Brent	82.37	0.66
Gas Oil	751.5	15.5
Natural Gas	2.041	-0.076
RBOB	246.76	1.61
ULSD	247.12	1.88
WTI	82.37	0.69

Market Commentary

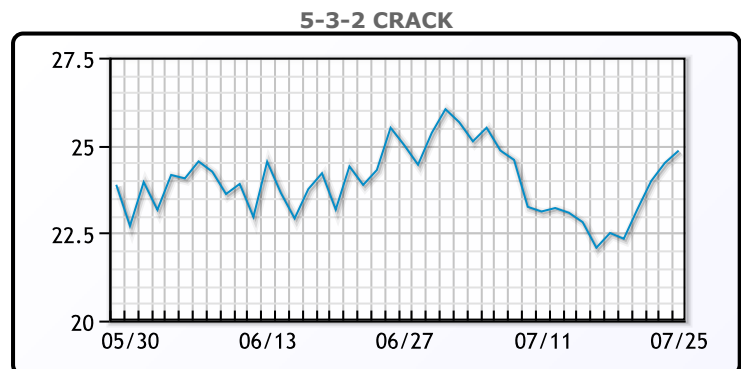
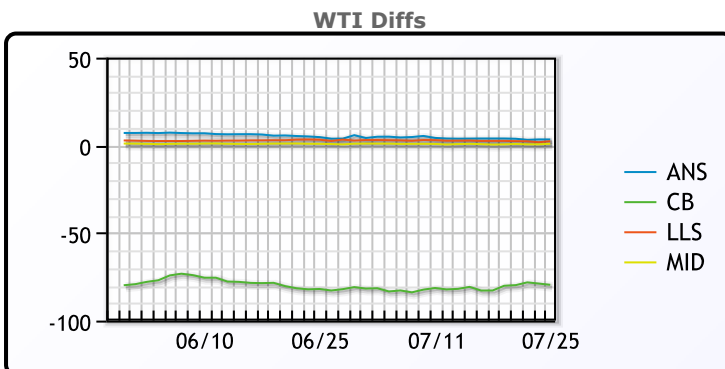
Oil prices were higher today on stronger than expected US economic data. The Commerce Department showed the US economy growing faster than expected in the 2nd quarter while inflation eased – boosting expectations for a Fed rate cut in September. "The U.S. GDP data implied the economy is humming along in a pretty nice rate," said Bob Yawger, director of energy futures at Mizuho in New York. "It's an indication that we're going to have a 'soft landing,'" he said, referring to a scenario in which inflation is tamed without triggering a painful recession or large rise in unemployment. Despite the rosy numbers, the market is still on edge about demand concerns especially out of China as their imports and refinery runs have trended lower than 2023. WTI traded up \$.69 Brent traded up \$.66 or .81% to close at \$82.37.

Crude & Product Markets



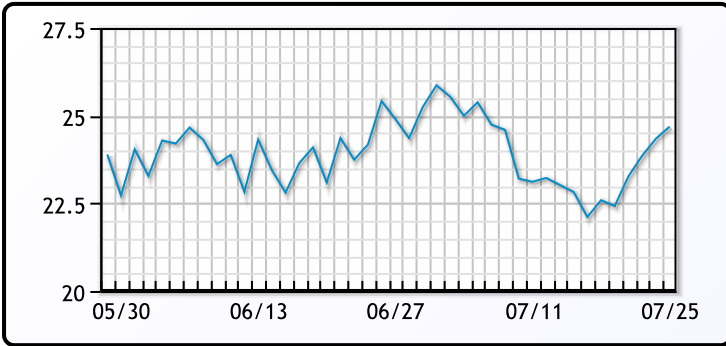
CRUDE			
	Last	Week Ago	Month Ago
ANS	82.92	84	85.88
BLS	73.2	73.14	68.65
LLS	81.94	82.63	85.33
Mid	80.43	80.67	82.59
WTI	79.59	80.13	82.08

PRODUCTS			
	Last	Week Ago	Month Ago
Gulf RBOB	2.3955	2.3879	2.3528
Gulf ULSD	2.3991	2.3466	2.4529
NYH RBOB	2.4791	2.4639	2.5207
NYH ULSD	2.4537	2.4116	2.4994
USGC 3%	64.84	65.31	67.36

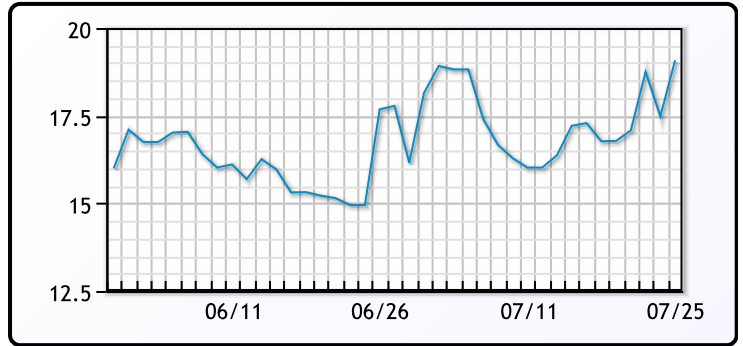


This report has been prepared by PFL Petroleum Limited personnel for your information only and the views expressed are intended to provide market commentary and are not recommendations. This report is not an offer to sell or a solicitation of any offer to buy any security. The information contained herein has been compiled by PFL from sources believed to be reliable, but no representation or warranty, express or implied, is made by PFL Petroleum Limited, its affiliates or any other person as to its accuracy, completeness or correctness. Copyright 2017 PFL Petroleum Limited. All Rights Reserved

3-2-1 Crack



Gulf 3-2-1 Crack



NGLs

MB

	Last	Week Ago	Month Ago
Butane	88.125	88.25	84.375
IsoButane	113	110	108
Natural Gasoline	150.3	155.8	153.9
Propane	77	77.75	79

CONWAY

	Last	Week Ago	Month Ago
Butane	91.75	92	91.25
IsoButane	119	117.75	128
Natural Gasoline	150.25	155	156
Propane	74.125	75.25	75

MB NON

	Last	Week Ago	Month Ago
Butane	97.125	97.25	96.375
IsoButane	113	110	108
Natural Gasoline	150.25	154.5	153.75
Propane	78.3	78.5	79.1

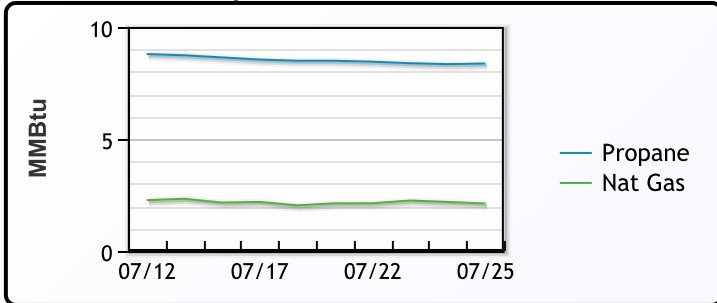
EDMONTON

	Last	Week Ago	Month Ago
Propane	50.8	49	50.8

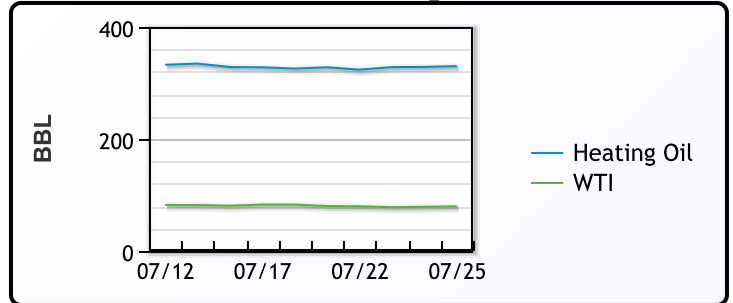
SARNIA

	Last	Week Ago	Month Ago
Propane	82.8	82.8	83.3

Propane MT.B Tet vs Nat Gas



WTI vs Heating Oil



FX

	Last	Change
CAD	1.3824	-0.0001
DXY	104.355	-0.036
Gold	2363.45	-1.11

RATES

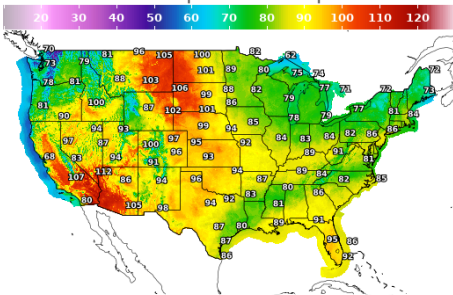
	Last	Change
US 2yr	4.4307	0
US 10yr	4.2407	-0.0431
CAN 10yr	3.373	-0.025

EQUITIES

	Last	Change
Nasdaq	17181.72	-160.69
TSX	1350.616	-1.007
S&P 500	5399.22	-27.91

Weather Data

Temperature Map



City	HIGH °F	LOW °F
Calgary	73	50
Conway	85	61
Cushing	93	71
Denver	96	71
Houston	76	67
Mont Belvieu	76	69
Sarnia	72	58
Williston	107	76

Precipitation Map

