



# MARKET DAILY

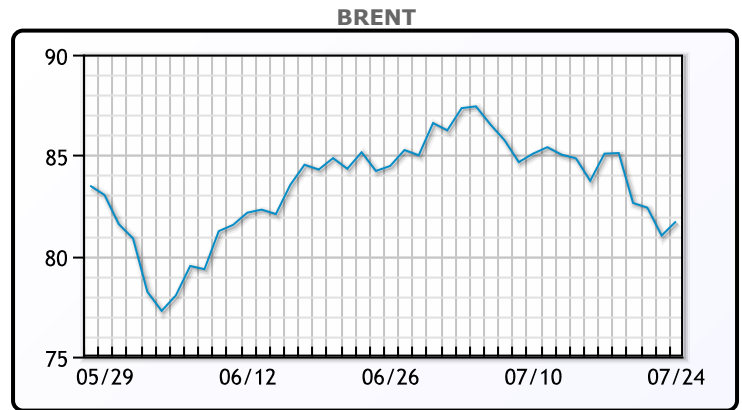
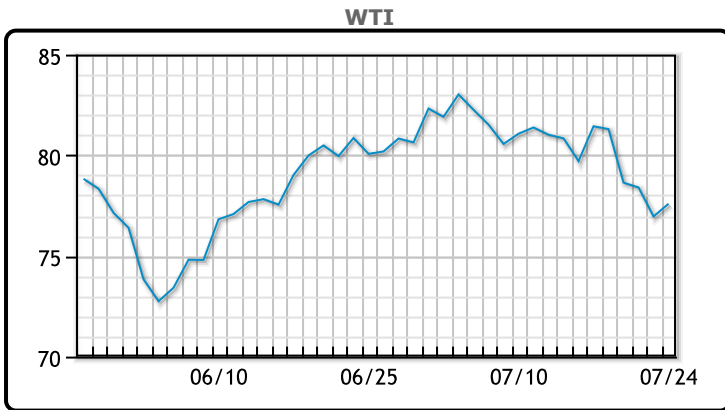
<https://www.pflpetroleum.com>  
 1865 Veterans Park Dr. Suite 303  
 Naples, Florida 34109  
 Phone: 239-390-2885  
 Fax: 239-949-0611  
 Jul 24, 2024 5:41 PM

Major Energy Futures		
	Settle	Change
Brent	81.71	0.70
Gas Oil	752.5	-7.25
Natural Gas	2.117	-0.064
RBOB	245.15	-5.65
ULSD	245.24	-2.49
WTI	77.59	0.63

**Market Commentary**

Oil prices were higher today supported by large declines in US crude and fuel inventories. Prices snapped a three day losing streak also buoyed in part by Canadian wildfires out west and potential supply risks. US crude inventories fell by 3.7MM/bbls compares to a forecasted draw of only 1.6MM/bbls. Gasoline stocks dropped by 5.6MM/bbls (vs a 400K/bbl forecasted draw) and distillate inventories fell by 2.8MM/bbls (vs a 250K expected increase). "Demand is better than anticipated," said Bob Yawger, director of energy futures at Mizuho in New York. "As long as gasoline is doing well, that will support the rest of the market into the short-term future. Higher distillates demand was the icing on the cake," Yawger added. However, the market remained wary about global summer demand. U.S. oil refiners are expected to report sharply lower second-quarter earnings versus a year ago after a listless summer-driving season weakened refining margins, energy analysts said. WTI traded up \$.63 or .8% to close at \$77.59. Brent traded up \$.70 or .9% to close at \$81.71.

## Crude & Product Markets

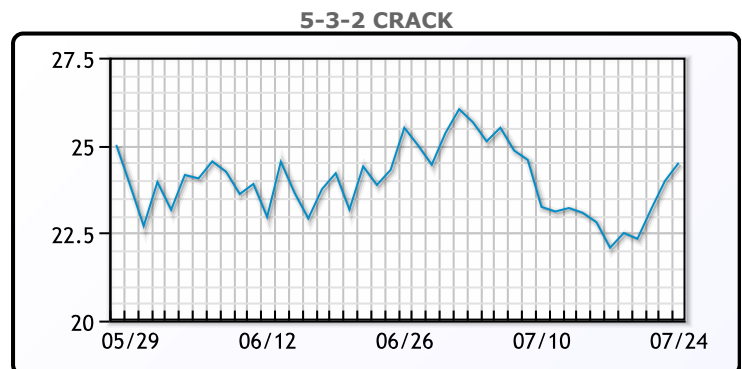
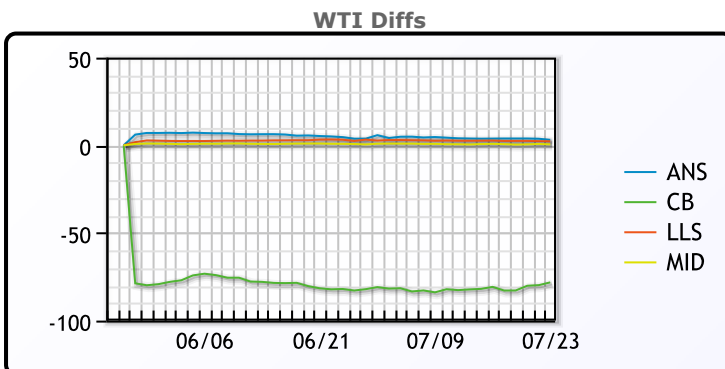


**CRUDE**

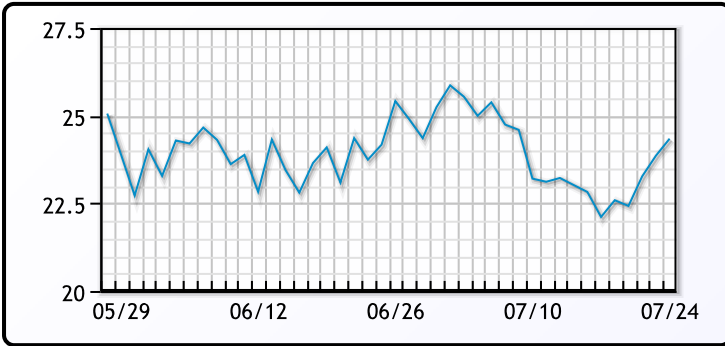
	Last	Week Ago	Month Ago
ANS	81.3	86.69	86.64
BLS	73.2	73.14	68.65
LLS	80.5	85.32	85.12
Mid	78.75	83.24	82.8
WTI	78.2	82.82	81.97

**PRODUCTS**

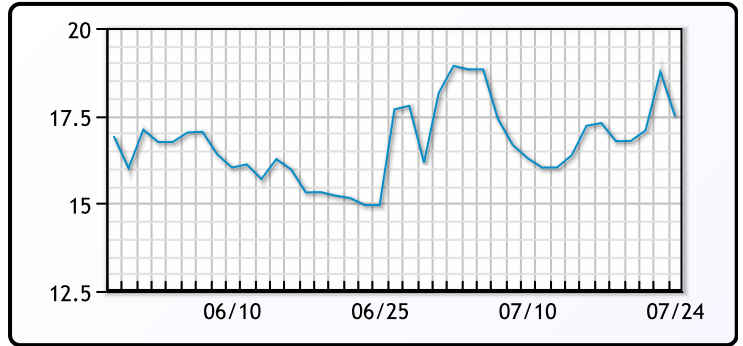
	Last	Week Ago	Month Ago
Gulf RBOB	2.3694	2.3879	2.3475
Gulf ULSD	2.3835	2.3466	2.4688
NYH RBOB	2.463	2.4639	2.524
NYH ULSD	2.4349	2.4116	2.5144
USGC 3%	64.01	67.32	67.67



3-2-1 Crack



Gulf 3-2-1 Crack



NGLs

MB

	Last	Week Ago	Month Ago
Butane	76.4	77.3	76.6
IsoButane	111.1	107	106.5
Natural Gasoline	148.6	154.8	151
Propane	76.8	77.6	78.8

CONWAY

	Last	Week Ago	Month Ago
Butane	92.5	91.8	90
IsoButane	118	116	125.5
Natural Gasoline	148	154	156
Propane	74.6	75.8	75.5

MB NON

	Last	Week Ago	Month Ago
Butane	96.4	97.3	96.6
IsoButane	111.1	107	106.5
Natural Gasoline	148.6	154.8	151
Propane	77.9	78.5	79.1

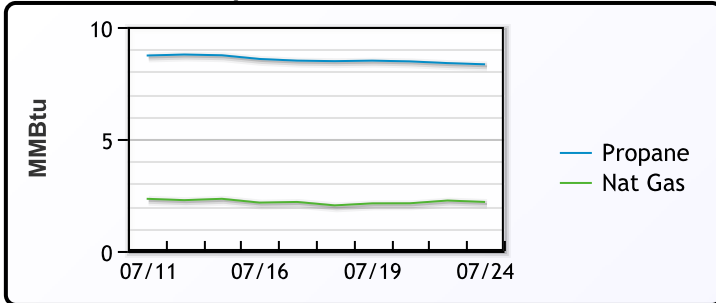
EDMONTON

	Last	Week Ago	Month Ago
Propane	49.8	50.3	50.5

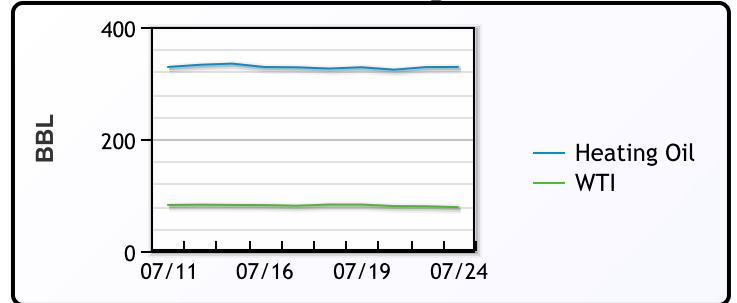
SARNIA

	Last	Week Ago	Month Ago
Propane	82.8	85	84

Propane MT.B Tet vs Nat Gas



WTI vs Heating Oil



FX

	Last	Change
CAD	1.3805	-0.0003
DXY	104.35	-0.1
Gold	2397.81	0.11

RATES

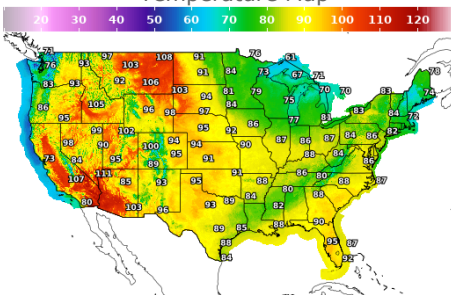
	Last	Change
US 2yr	4.4307	-0.0606
US 10yr	4.2838	0.0332
CAN 10yr	3.398	0.007

EQUITIES

	Last	Change
Nasdaq	17342.41	-654.94
TSX	1351.62	-9.443
S&P 500	5427.13	-128.61

Weather Data

Temperature Map



City	HIGH °F	LOW °F
Calgary	90	58
Conway	78	56
Cushing	91	69
Denver	93	70
Houston	82	75
Mont Belvieu	81	75
Sarnia	73	62
Williston	106	67

Precipitation Map

