



MARKET DAILY

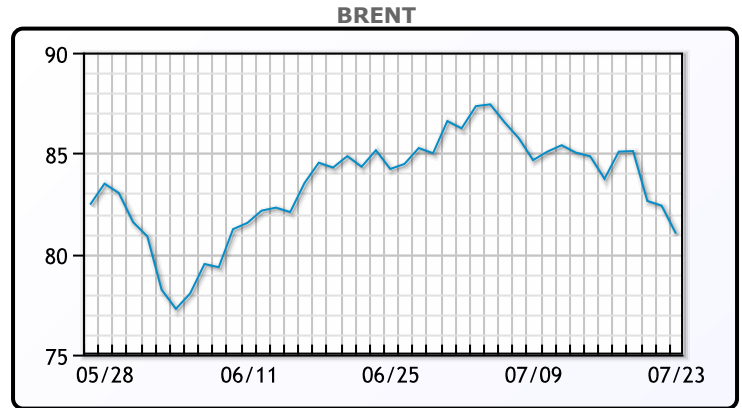
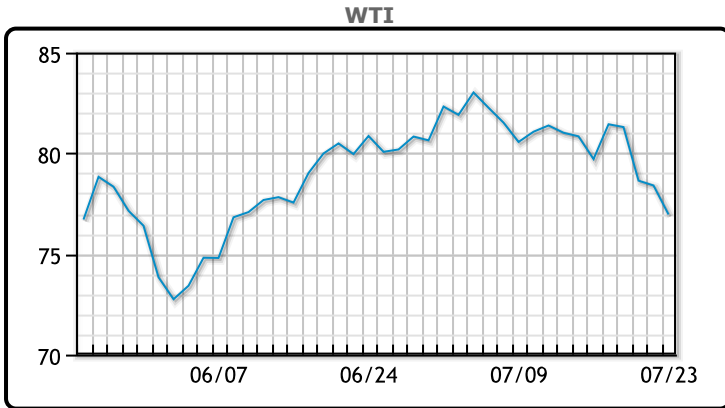
<https://www.pflpetroleum.com>
 1865 Veterans Park Dr. Suite 303
 Naples, Florida 34109
 Phone: 239-390-2885
 Fax: 239-949-0611
 Jul 23, 2024 5:37 PM

Major Energy Futures		
	Settle	Change
Brent	81.01	-1.39
Gas Oil	737	-10.5
Natural Gas	2.187	0.123
RBOB	241.41	2.02
ULSD	240.99	1.57
WTI	76.96	-1.44

Market Commentary

Oil prices were lower again today falling to six-week lows pushing both benchmarks into technically oversold territory. Diesel futures also settled to their lowest in six weeks with gasoline futures closing at their lowest in five weeks. "Ceasefire negotiations in the Middle East and an uncertain macroeconomic outlook in China are exerting downward pressure on oil prices this week," Claudio Galimberti, global market analysis director at Rystad said in a note. Growing bets on interest rate cuts in September, however, could provide a floor to oil prices, as lower borrowing costs tend to support oil demand. European Central Bank Vice-President Luis de Guindos hinted at a possible interest rate cut in September, while in the U.S., investors are betting the Federal Reserve will cut interest rates in September. WTI traded down \$1.44 or -1.8% to close at \$76.96. Brent traded down \$1.39 or -1.7% to close at \$81.01.

Crude & Product Markets

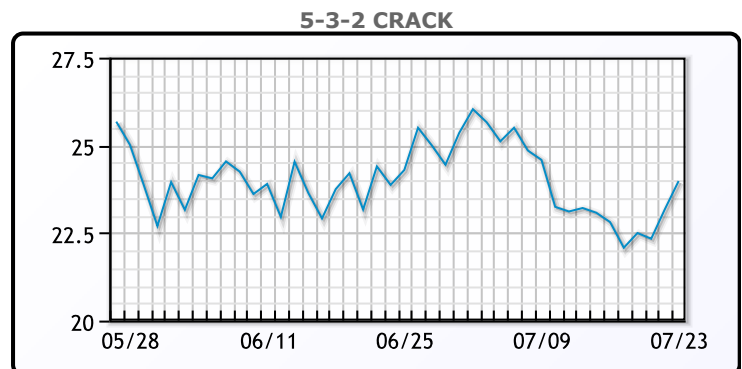
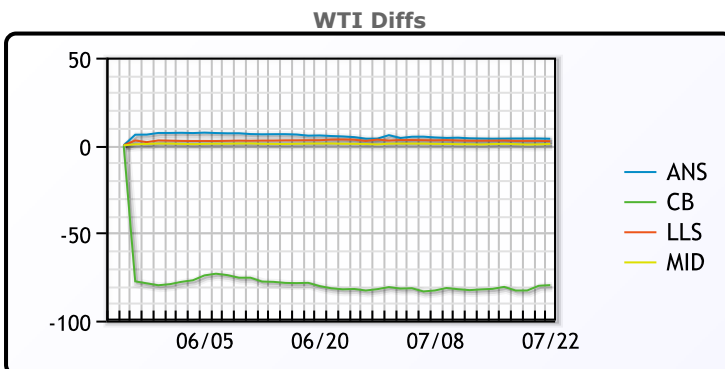


CRUDE

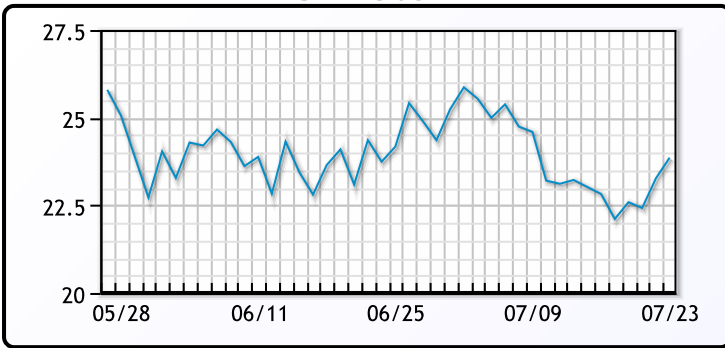
	Last	Week Ago	Month Ago
ANS	83.51	86.72	86.64
BLS	73.2	73.14	68.65
LLS	82.15	85.35	85.12
Mid	80.54	83.52	82.8
WTI	79.78	82.85	81.97

PRODUCTS

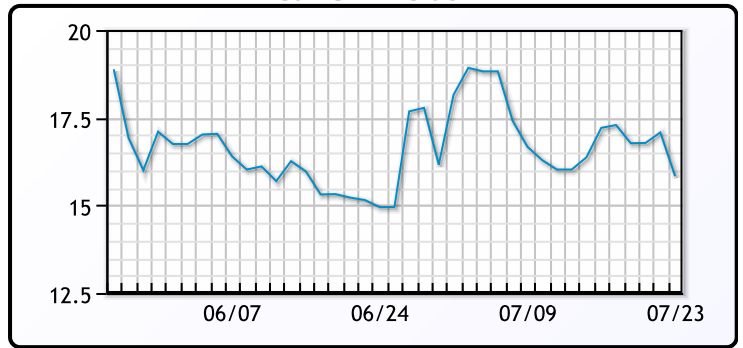
	Last	Week Ago	Month Ago
Gulf RBOB	2.3322	2.4389	2.3591
Gulf ULSD	2.3339	2.4148	2.4436
NYH RBOB	2.4261	2.5249	2.5212
NYH ULSD	2.3924	2.4668	2.49
USGC 3%	64.92	67.59	67.67



3-2-1 Crack



Gulf 3-2-1 Crack



NGLs

MB

	Last	Week Ago	Month Ago
Butane	75.5	76	76.8
IsoButane	111.5	106.3	107.3
Natural Gasoline	147.6	153.4	153.5
Propane	76.3	77.8	78.1

CONWAY

	Last	Week Ago	Month Ago
Butane	90	91.5	91
IsoButane	118	119.5	125.5
Natural Gasoline	145.5	152.8	157
Propane	74	76.3	75.5

MB NON

	Last	Week Ago	Month Ago
Butane	95.5	96	96.8
IsoButane	111.5	106.3	107.3
Natural Gasoline	147.6	153.4	153.5
Propane	77	78.5	78.1

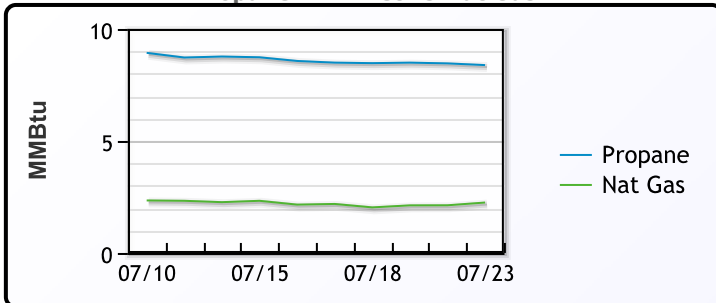
EDMONTON

	Last	Week Ago	Month Ago
Propane	48.3	50.8	51.5

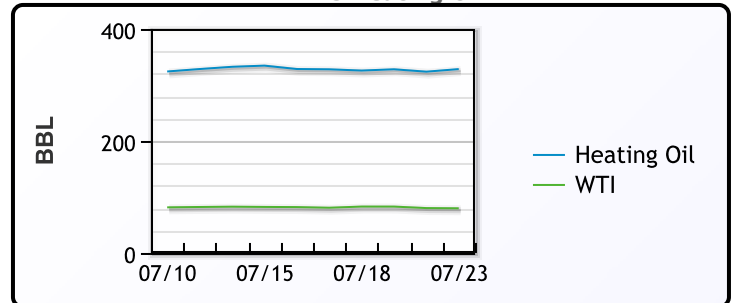
SARNIA

	Last	Week Ago	Month Ago
Propane	82.8	85	84

Propane MT.B Tet vs Nat Gas



WTI vs Heating Oil



FX

	Last	Change
CAD	1.3782	-0.0003
DXY	104.436	0.122
Gold	2409.6	-0.04

RATES

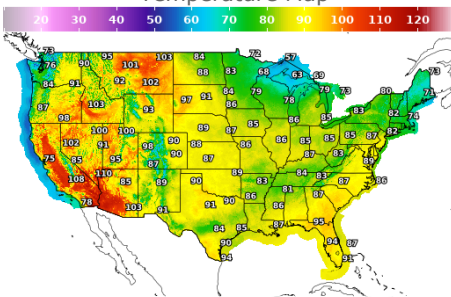
	Last	Change
US 2yr	4.4913	-0.0258
US 10yr	4.2506	-0.0019
CAN 10yr	3.391	-0.02

EQUITIES

	Last	Change
Nasdaq	17997.35	-10.22
TSX	1361.06	-4.556
S&P 500	5555.74	-8.67

Weather Data

Temperature Map



City	HIGH °F	LOW °F
Calgary	93	58
Conway	76	59
Cushing	88	66
Denver	88	66
Houston	81	74
Mont Belvieu	78	72
Sarnia	80	60
Williston	90	65

Precipitation Map

