



MARKET DAILY

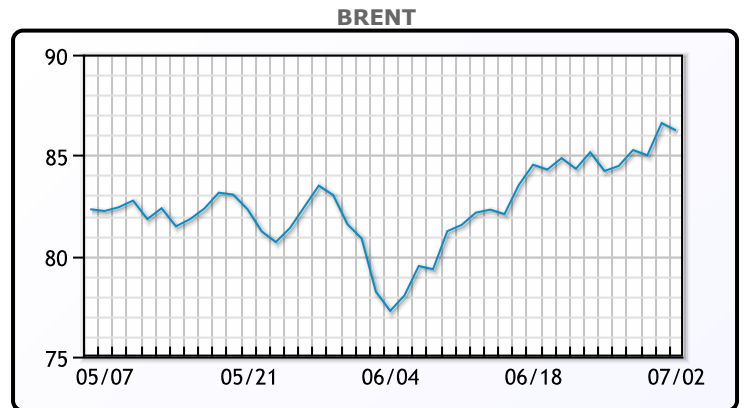
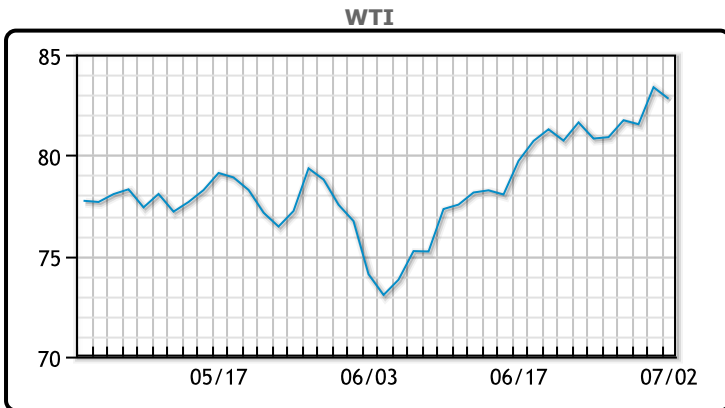
<https://www.pflpetroleum.com>
 1865 Veterans Park Dr. Suite 303
 Naples, Florida 34109
 Phone: 239-390-2885
 Fax: 239-949-0611
 Jul 2, 2024 8:08 PM

Major Energy Futures		
	Settle	Change
Brent	86.24	-0.36
Gas Oil	811.5	13.75
Natural Gas	2.435	-0.043
RBOB	257.34	-0.49
ULSD	262.97	1.5
WTI	82.81	-0.57

Market Commentary

Oil prices were lower today after hitting multi-month highs earlier in the session. Fears of Hurricane Beryl are fading and some of that premium has been taken out of the market. "Markets came to the realization that Beryl is not going to shut down any major amounts of offshore oil production," Flynn said. "We may see some shut, but its going to have a minimal impact on platforms." U.S. gasoline demand is expected to peak this week with travel for the Independence Day holiday on Thursday. American Automobile Association has forecast that travel during the holiday period will be 5.2% higher than in 2023, with car travel up 4.8%. WTI traded down \$.57 or -.68% to close at \$82.81. Brent traded down \$.36 or -.42% to close at \$86.24.

Crude & Product Markets

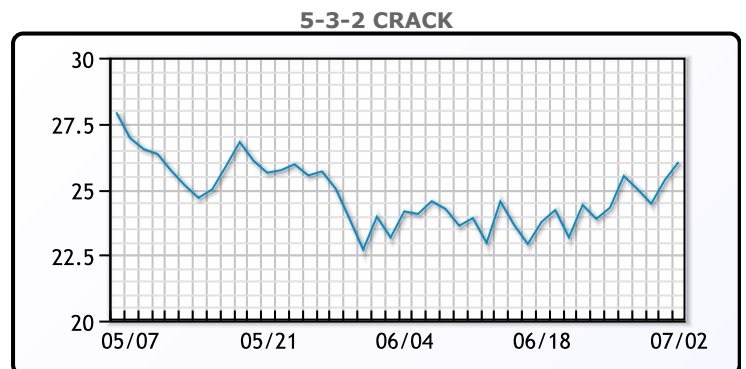
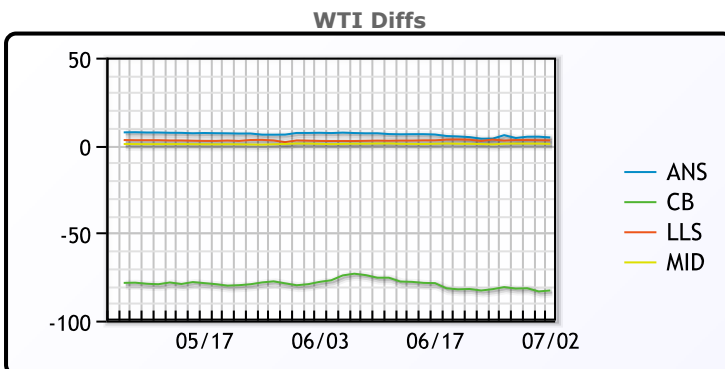


CRUDE

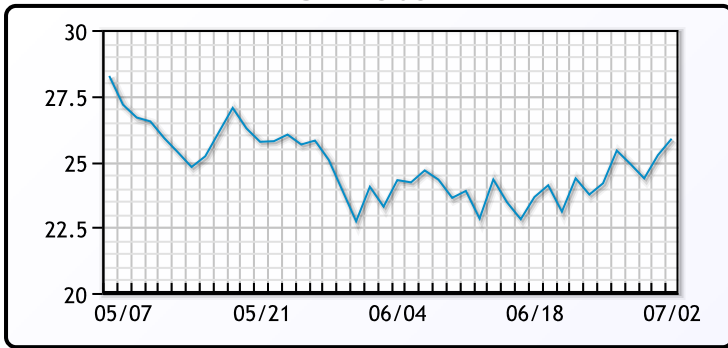
	Last	Week Ago	Month Ago
ANS	87.27	85.91	83.97
BLS	73.2	73.14	68.65
LLS	85.61	84.74	79.44
Mid	83.6	82.71	77.66
WTI	82.81	81.74	76.99

PRODUCTS

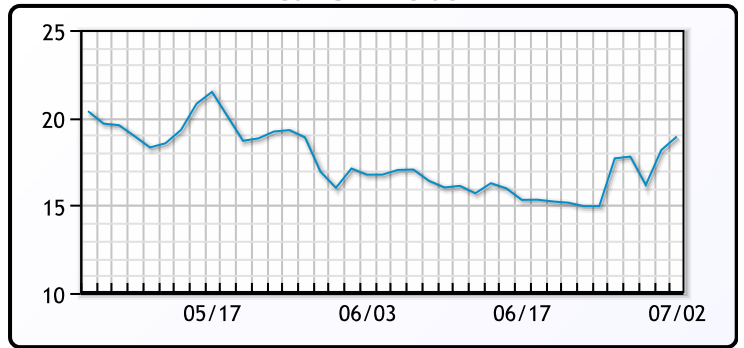
	Last	Week Ago	Month Ago
Gulf RBOB	2.4534	2.3743	2.2924
Gulf ULSD	2.5597	2.4929	2.3107
NYH RBOB	2.5939	2.5516	2.4209
NYH ULSD	2.6247	2.5351	2.3717
USGC 3%	69.33	68.97	64.37



3-2-1 Crack



Gulf 3-2-1 Crack



NGLs

MB

	Last	Week Ago	Month Ago
Butane	80.5	76.4	64.6
IsoButane	121.4	109.4	137.3
Natural Gasoline	159.6	153.9	148.5
Propane	83.8	78.9	70.9

CONWAY

	Last	Week Ago	Month Ago
Butane	95.5	90.5	81
IsoButane	131	131	139
Natural Gasoline	158.5	155.8	149
Propane	81	75.8	69

MB NON

	Last	Week Ago	Month Ago
Butane	100.5	96.4	84.6
IsoButane	121.4	109.4	137.3
Natural Gasoline	159.6	153.9	148.5
Propane	84.5	79.1	70.4

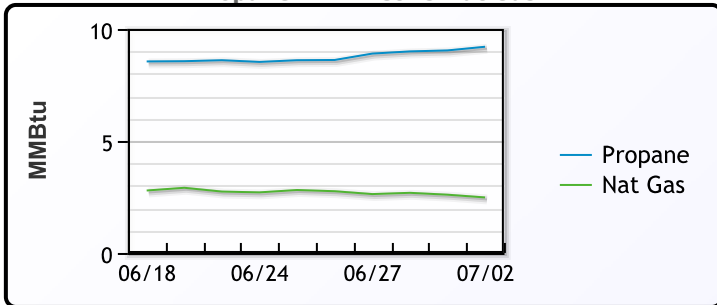
EDMONTON

	Last	Week Ago	Month Ago
Propane	56	50.8	45

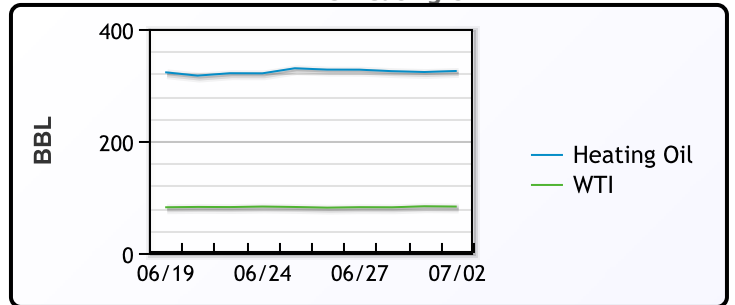
SARNIA

	Last	Week Ago	Month Ago
Propane	87.3	83.3	76.3

Propane MT.B Tet vs Nat Gas



WTI vs Heating Oil



FX

	Last	Change
CAD	1.3674	-0.0005
DXY	105.665	-0.057
Gold	2331.75	2.29

RATES

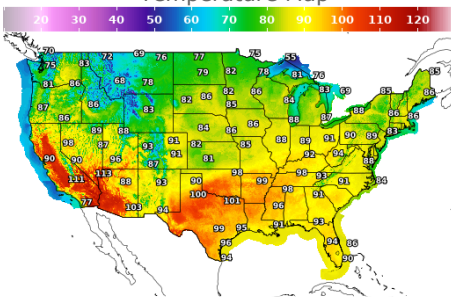
	Last	Change
US 2yr	4.7391	-0.0021
US 10yr	4.4257	-0.0059
CAN 10yr	3.61	0.107

EQUITIES

	Last	Change
Nasdaq	18028.76	149.46
TSX	1309.289	4.489
S&P 500	5509.01	33.92

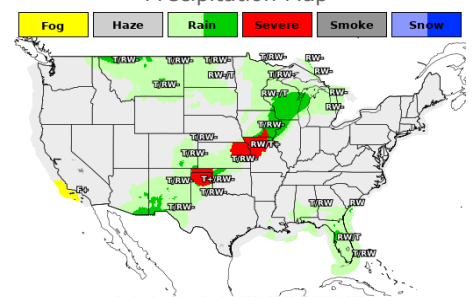
Weather Data

Temperature Map



City	HIGH °F	LOW °F
Calgary	64	50
Conway	73	59
Cushing	100	80
Denver	86	61
Houston	102	84
Mont Belvieu	95	80
Sarnia	75	54
Williston	74	58

Precipitation Map



This report has been prepared by PFL Petroleum Limited personnel for your information only and the views expressed are intended to provide market commentary and are not recommendations. This report is not an offer to sell or a solicitation of any offer to buy any security. The information contained herein has been compiled by PFL from sources believed to be reliable, but no representation or warranty, express or implied, is made by PFL Petroleum Limited, its affiliates or any other person as to its accuracy, completeness or correctness. Copyright 2017 PFL Petroleum Limited. All Rights Reserved