



MARKET DAILY

<https://www.pflpetroleum.com>
 1865 Veterans Park Dr. Suite 303
 Naples, Florida 34109
 Phone: 239-390-2885
 Fax: 239-949-0611
 Jul 18, 2024 6:19 PM

Major Energy Futures		
	Settle	Change
Brent	85.11	0.03
Gas Oil	762.5	2
Natural Gas	2.125	0.09
RBOB	251.64	1.51
ULSD	248.68	-0.72
WTI	82.82	-0.03

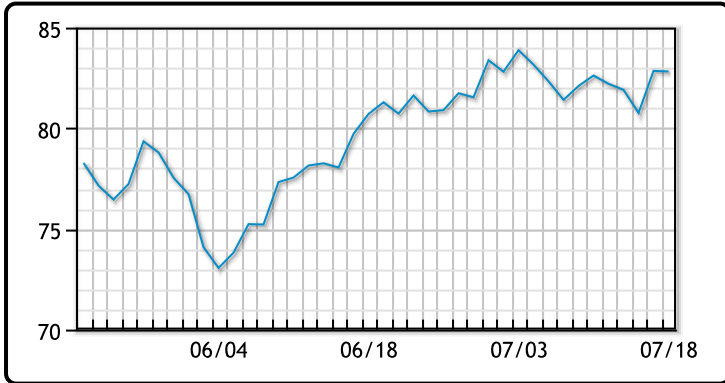
Market Commentary

Oil prices steadied on Thursday amid mixed signals regarding crude demand. Brent futures rose by 3 cents to settle at \$85.11 per barrel, while U.S. West Texas Intermediate (WTI) crude fell by 3 cents to \$82.82 per barrel. Investors were torn between concerns about a U.S. economic slowdown and rising expectations that the Federal Reserve might soon cut interest rates. U.S. unemployment claims increased more than expected last week, bolstering the case for potential rate cuts by the Fed, which could spur more oil spending. Fed officials indicated the possibility of rate cuts due to improved inflation and a balanced labor market, possibly as early as September. Despite a drop in U.S. crude inventories by 4.9 million barrels, weak gasoline demand and economic slowdown concerns limited price increases.

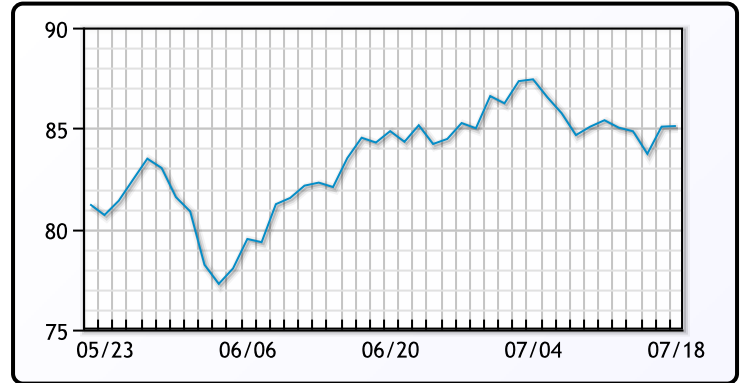
In China, slow economic growth and vague policy signals from Beijing also weighed on prices. The European Central Bank kept interest rates unchanged and offered no guidance on future moves, noting high domestic price pressures. An upcoming mini OPEC+ meeting is expected to maintain the current oil output policy without changes, despite plans to start unwinding output cuts from October.

Crude & Product Markets

WTI



BRENT



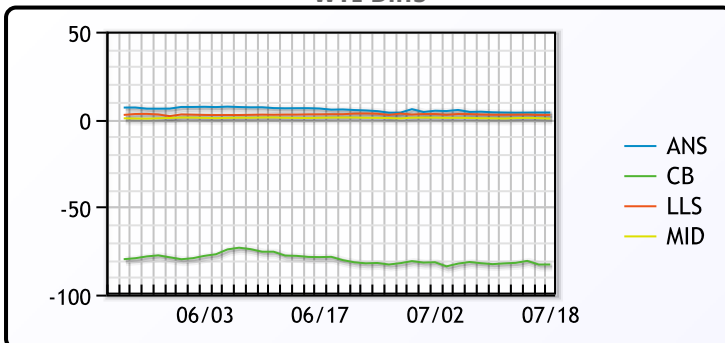
CRUDE

	Last	Week Ago	Month Ago
ANS	86.69	86.07	86.86
BLS	73.2	73.14	68.65
LLS	85.32	84.81	84.8
Mid	83.24	82.68	82.59
WTI	82.82	82.21	81.57

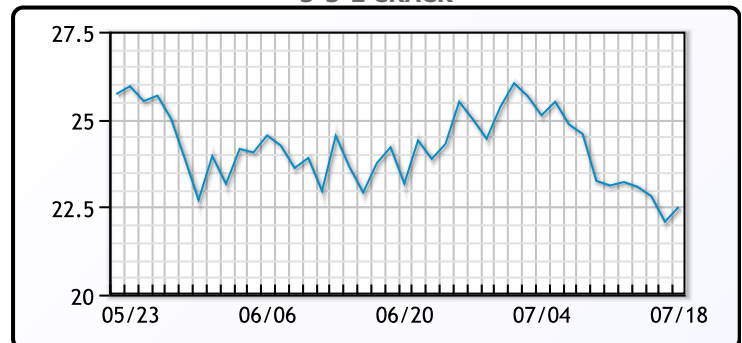
PRODUCTS

	Last	Week Ago	Month Ago
Gulf RBOB	2.4389	2.3953	2.3432
Gulf ULSD	2.4148	2.4366	2.4653
NYH RBOB	2.5249	2.5368	2.4907
NYH ULSD	2.4668	2.4971	2.5083
USGC 3%	67.32	67.59	67.99

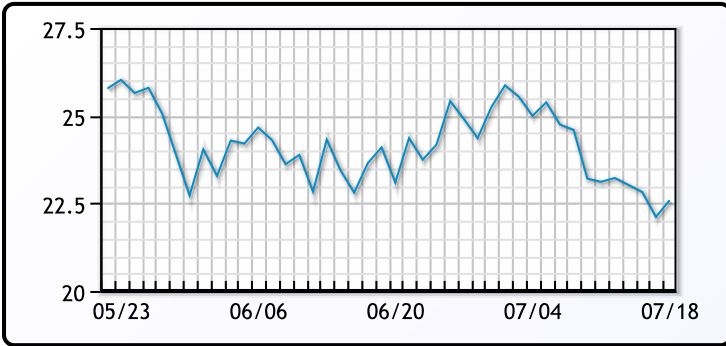
WTI Diffs



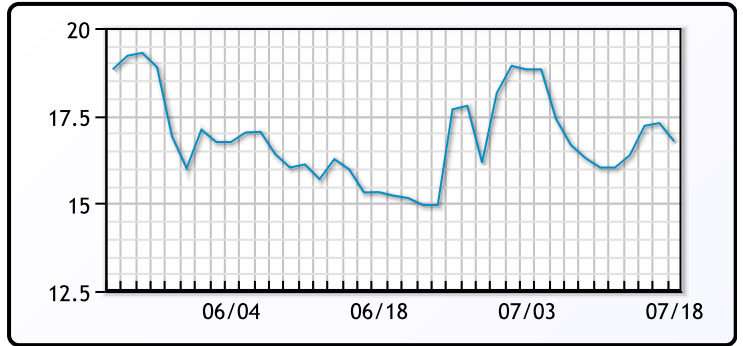
5-3-2 CRACK



3-2-1 Crack



Gulf 3-2-1 Crack



NGLs

MB

	Last	Week Ago	Month Ago
Butane	88.25	88.25	82.5
IsoButane	110	111.5	114
Natural Gasoline	155.8	157	153.1
Propane	77.75	80.5	78

CONWAY

	Last	Week Ago	Month Ago
Butane	92	93.25	89
IsoButane	117.75	125	130
Natural Gasoline	155	157.25	154.5
Propane	75.25	78.25	74.375

MB NON

	Last	Week Ago	Month Ago
Butane	97.25	97.25	94.5
IsoButane	110	111.5	114
Natural Gasoline	154.5	156.75	152.5
Propane	78.5	80.8	78.6

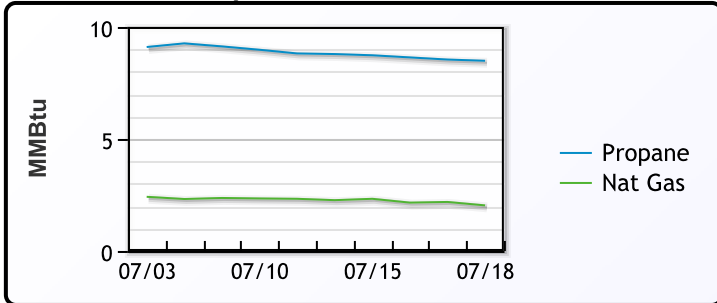
EDMONTON

	Last	Week Ago	Month Ago
Propane	49	52.8	50.9

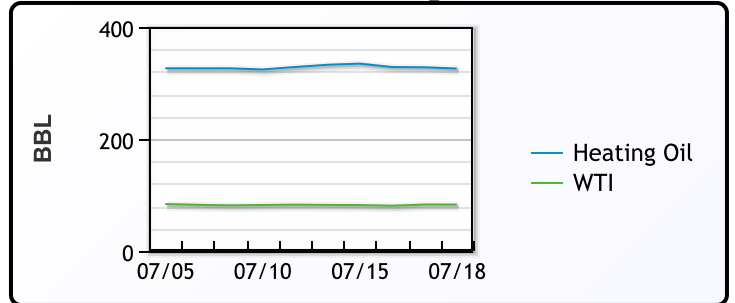
SARNIA

	Last	Week Ago	Month Ago
Propane	82.8	85	81.8

Propane MT.B Tet vs Nat Gas



WTI vs Heating Oil



FX

	Last	Change
CAD	1.3704	-0.0002
DXY	104.173	0.425
Gold	2444.55	-0.53

RATES

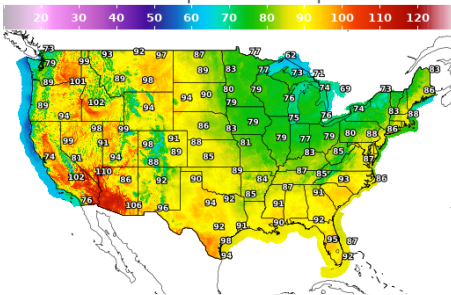
	Last	Change
US 2yr	4.4714	0.0335
US 10yr	4.2021	0.0445
CAN 10yr	3.379	0.034

EQUITIES

	Last	Change
Nasdaq	17871.22	-125.7
TSX	1356.98	-6.549
S&P 500	5544.59	-43.68

Weather Data

Temperature Map



City	HIGH °F	LOW °F
Calgary	88	61
Conway	80	52
Cushing	88	66
Denver	86	66
Houston	91	79
Mont Belvieu	89	78
Sarnia	68	56
Williston	91	60

Precipitation Map

