



# MARKET DAILY

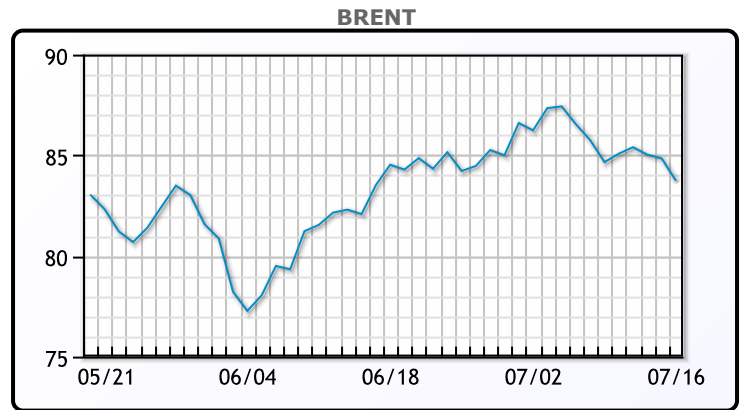
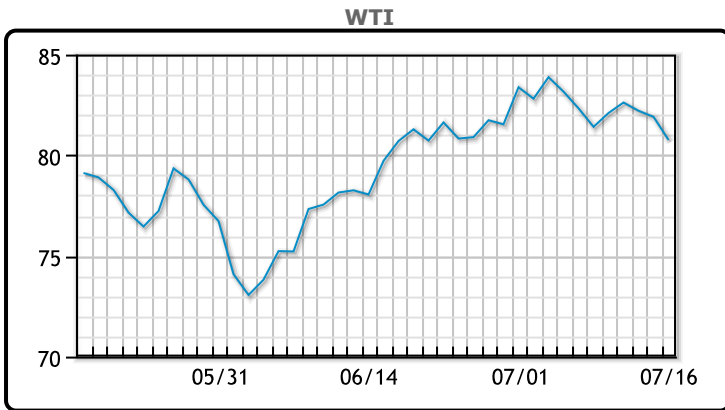
<https://www.pflpetroleum.com>  
 1865 Veterans Park Dr. Suite 303  
 Naples, Florida 34109  
 Phone: 239-390-2885  
 Fax: 239-949-0611  
 Jul 16, 2024 7:41 PM

Major Energy Futures		
	Settle	Change
Brent	83.73	-1.12
Gas Oil	760.5	-5.5
Natural Gas	2.188	0.03
RBOB	247.75	-1.41
ULSD	246.88	-4.48
WTI	80.76	-1.15

**Market Commentary**

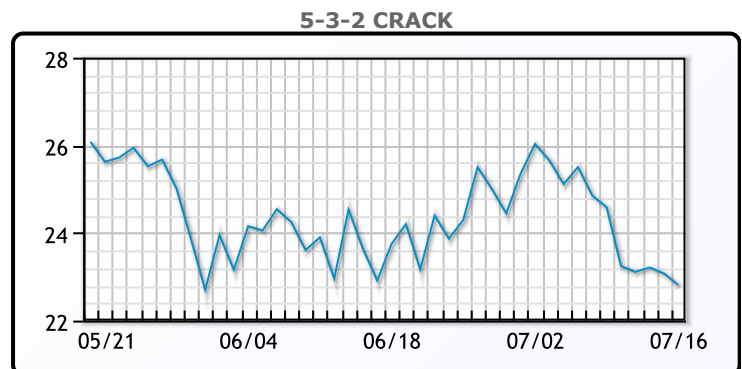
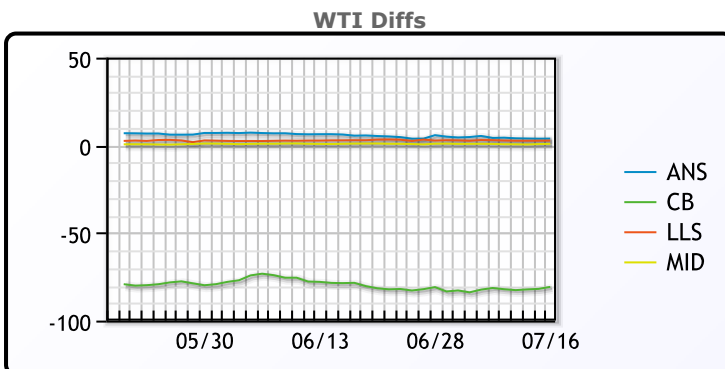
Oil prices were lower today for the third straight session on worries of a slowing Chinese economy crimping demand. "Weaker economic data continues to flow from China as continued government support programs have been disappointing, with many of China's refineries cutting back on weaker fuel demand," said Dennis Kissler, senior vice president of trading at BOK Financial. U.S. retail sales were also unchanged in June, a show of consumer resilience that boosts economic growth prospects for the second quarter, helping assuage fears of a sharp slowdown in the economy. WTI traded down \$1.15 or -1.4% to close at \$80.76. Brent traded down \$1.12 or -1.3% to close at \$83.73.

## Crude & Product Markets

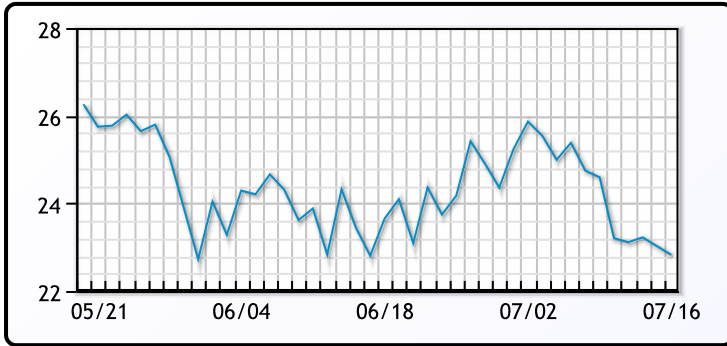


CRUDE			
	Last	Week Ago	Month Ago
ANS	84.57	86.6	83.94
BLS	73.2	73.14	68.65
LLS	83.46	85.22	81.35
Mid	81.58	83.2	79.42
WTI	80.76	82.62	78.45

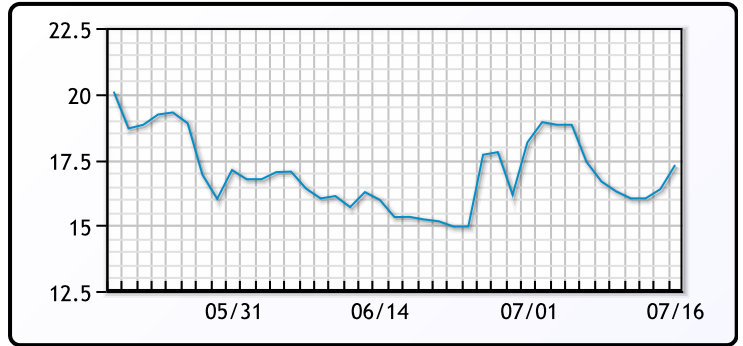
PRODUCTS			
	Last	Week Ago	Month Ago
Gulf RBOB	2.4	2.3928	2.2711
Gulf ULSD	2.3963	2.4457	2.4091
NYH RBOB	2.487	2.5428	2.4051
NYH ULSD	2.4673	2.5007	2.4566
USGC 3%	66.37	68.18	65.07



3-2-1 Crack



Gulf 3-2-1 Crack



NGLs

MB

	Last	Week Ago	Month Ago
Butane	76	78.8	73.9
IsoButane	106.3	118	114.9
Natural Gasoline	153.4	156	149.6
Propane	77.8	81.8	78.8

CONWAY

	Last	Week Ago	Month Ago
Butane	91.5	94	86.5
IsoButane	119.5	134	129
Natural Gasoline	152.8	156	152.3
Propane	76.3	78.9	75.3

MB NON

	Last	Week Ago	Month Ago
Butane	96	98.8	93.9
IsoButane	106.3	118	114.9
Natural Gasoline	153.4	156	149.6
Propane	78.5	82.5	79

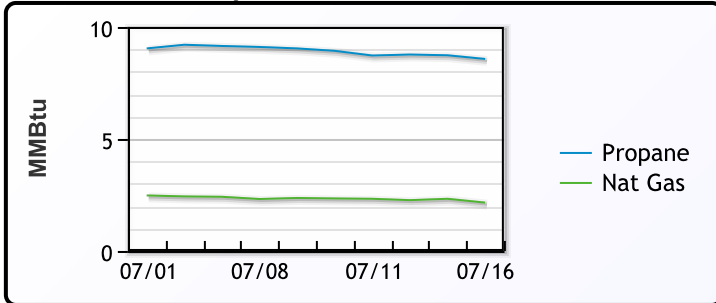
EDMONTON

	Last	Week Ago	Month Ago
Propane	50.8	54.4	51.3

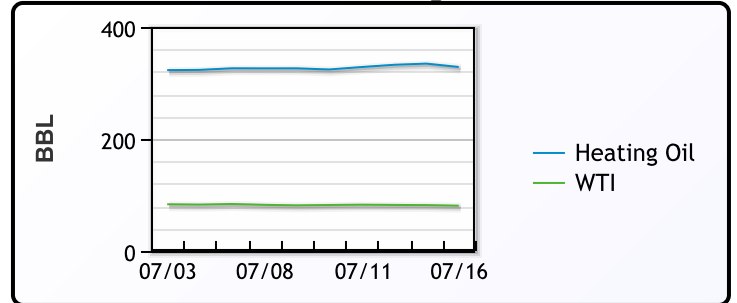
SARNIA

	Last	Week Ago	Month Ago
Propane	85	88.8	81.8

Propane MT.B Tet vs Nat Gas



WTI vs Heating Oil



FX

	Last	Change
CAD	1.3672	-0.0001
DXY	104.27	0.081
Gold	2467.89	-1.19

RATES

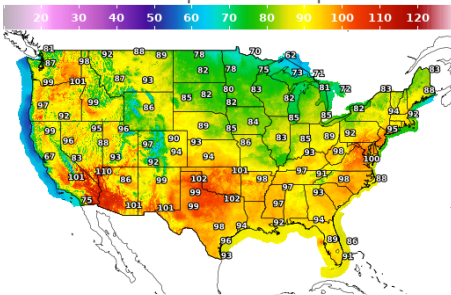
	Last	Change
US 2yr	4.4172	-0.0403
US 10yr	4.1576	-0.0718
CAN 10yr	3.353	-0.063

EQUITIES

	Last	Change
Nasdaq	18509.34	36.77
TSX	1370.603	14.824
S&P 500	5667.2	35.98

Weather Data

Temperature Map



City	HIGH °F	LOW °F
Calgary	82	57
Conway	69	55
Cushing	103	80
Denver	89	68
Houston	96	78
Mont Belvieu	91	77
Sarnia	83	66
Williston	81	64

Precipitation Map

