



MARKET DAILY

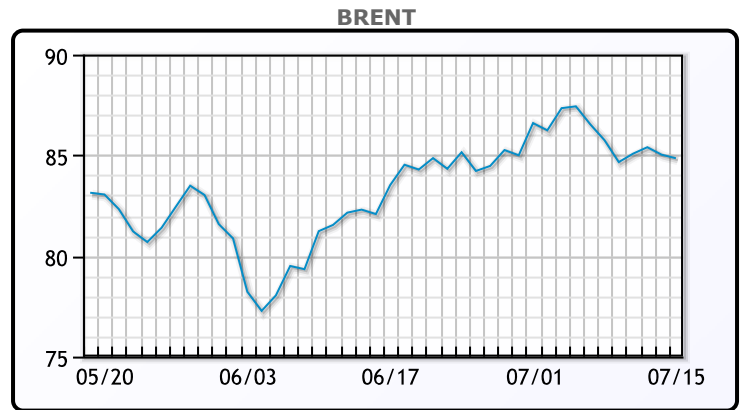
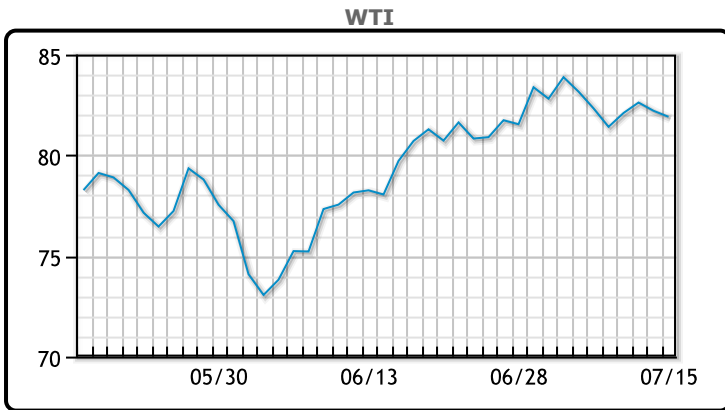
<https://www.pflpetroleum.com>
 1865 Veterans Park Dr. Suite 303
 Naples, Florida 34109
 Phone: 239-390-2885
 Fax: 239-949-0611
 Jul 15, 2024 7:09 PM

Major Energy Futures		
	Settle	Change
Brent	84.85	-0.18
Gas Oil	773.75	1.75
Natural Gas	2.158	-0.171
RBOB	249.16	-2.37
ULSD	251.36	0.4
WTI	81.91	-0.30

Market Commentary

Oil prices were lower today easing down as worries about Chinese demand offset more supportive news. "Chinese data including refinery runs and crude imports are not supportive," said UBS analyst Giovanni Staunovo. "But demand growth elsewhere is still healthy." In the US, Federal Reserve Chair Jerome Powell said inflation readings for the second quarter do "add somewhat to confidence" that the pace of price increases is returning to the U.S. central bank's target in a sustainable fashion, remarks that suggest a turn to interest rate cuts may not be far off. WTI traded down \$.30 or -.4% to close at \$81.91. Brent traded down \$.18 or -.2% to close at \$84.85.

Crude & Product Markets

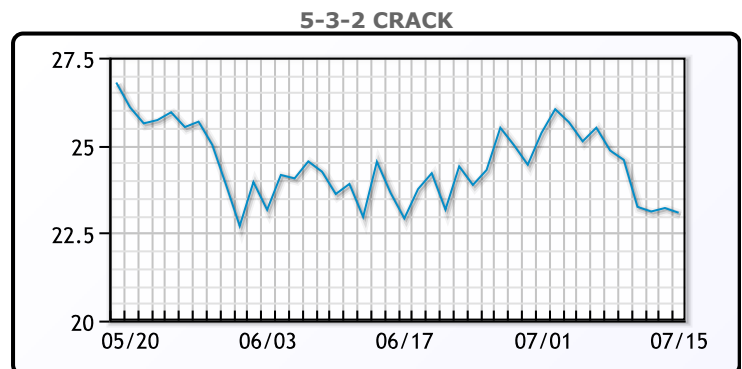
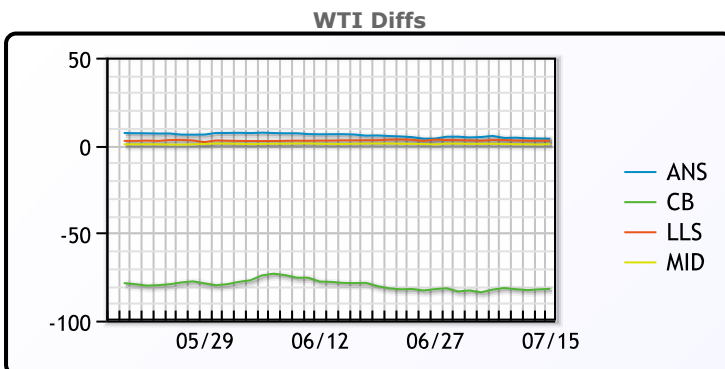


CRUDE

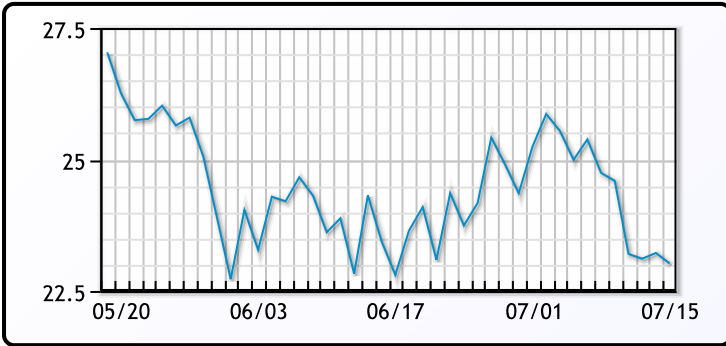
	Last	Week Ago	Month Ago
ANS	85.68	86.45	83.94
BLS	73.2	73.14	68.65
LLS	84.55	84.8	81.35
Mid	82.62	82.72	79.42
WTI	81.91	82.1	78.45

PRODUCTS

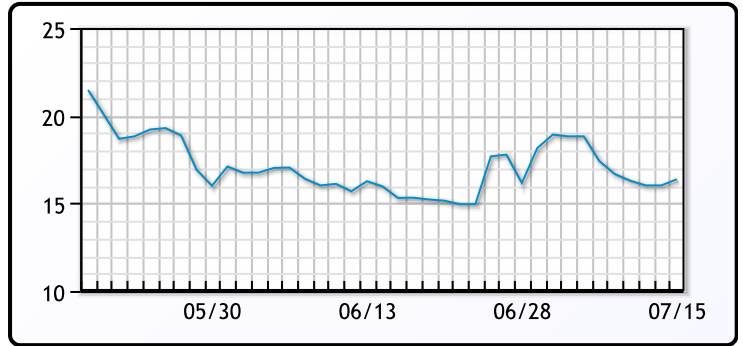
	Last	Week Ago	Month Ago
Gulf RBOB	2.4141	2.3709	2.2711
Gulf ULSD	2.4401	2.4474	2.4091
NYH RBOB	2.5116	2.5319	2.4051
NYH ULSD	2.5026	2.4934	2.4566
USGC 3%	67.36	67.91	65.07



3-2-1 Crack



Gulf 3-2-1 Crack



NGLs

MB

	Last	Week Ago	Month Ago
Butane	76	79.3	73.9
IsoButane	108.5	130	114.9
Natural Gasoline	155.8	158	149.6
Propane	78.5	82.8	78.8

CONWAY

	Last	Week Ago	Month Ago
Butane	92	95	86.5
IsoButane	120	139	129
Natural Gasoline	154.5	157.3	152.3
Propane	76.5	80.3	75.3

MB NON

	Last	Week Ago	Month Ago
Butane	96	99.3	93.9
IsoButane	108.5	130	114.9
Natural Gasoline	155.8	158	149.6
Propane	79.3	83.8	79

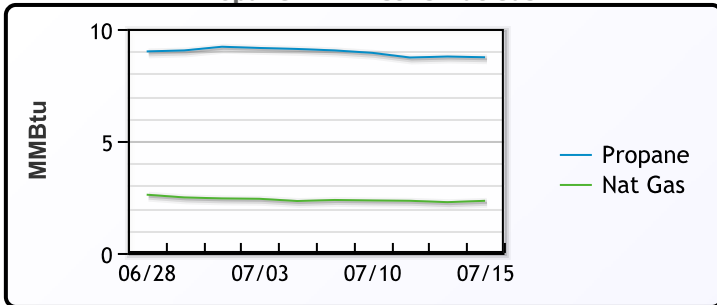
EDMONTON

	Last	Week Ago	Month Ago
Propane	51	54.8	51.3

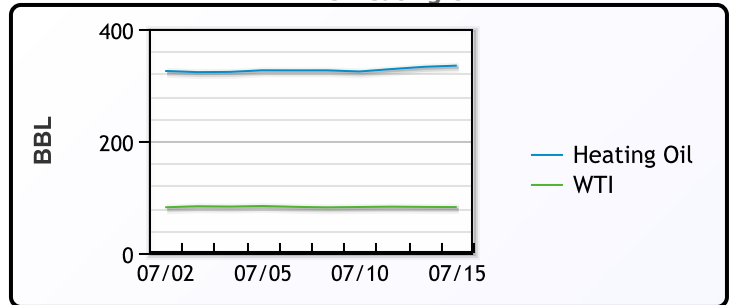
SARNIA

	Last	Week Ago	Month Ago
Propane	85	88.8	81.8

Propane MT.B Tet vs Nat Gas



WTI vs Heating Oil



FX

	Last	Change
CAD	1.3676	-0.0007
DXY	104.189	0.096
Gold	2421.27	-1

RATES

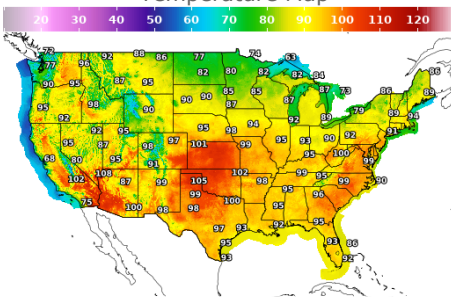
	Last	Change
US 2yr	4.4575	0.0061
US 10yr	4.2294	0.0465
CAN 10yr	3.416	0.007

EQUITIES

	Last	Change
Nasdaq	18472.57	74.12
TSX	1355.779	4.467
S&P 500	5631.22	15.87

Weather Data

Temperature Map



City	HIGH °F	LOW °F
Calgary	81	51
Conway	73	59
Cushing	104	76
Denver	95	74
Houston	94	79
Mont Belvieu	90	78
Sarnia	83	67
Williston	78	58

Precipitation Map

