



MARKET DAILY

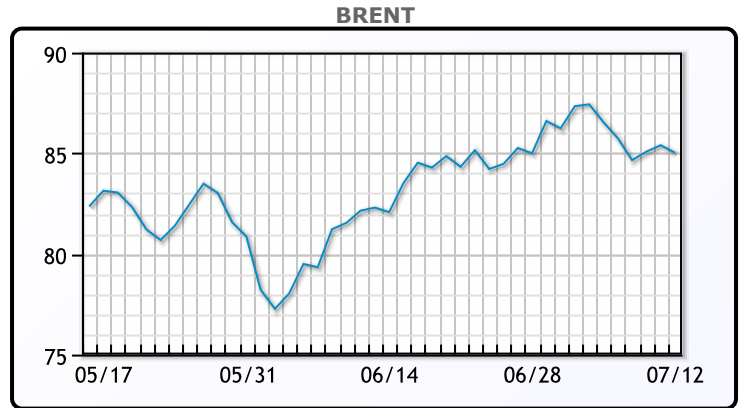
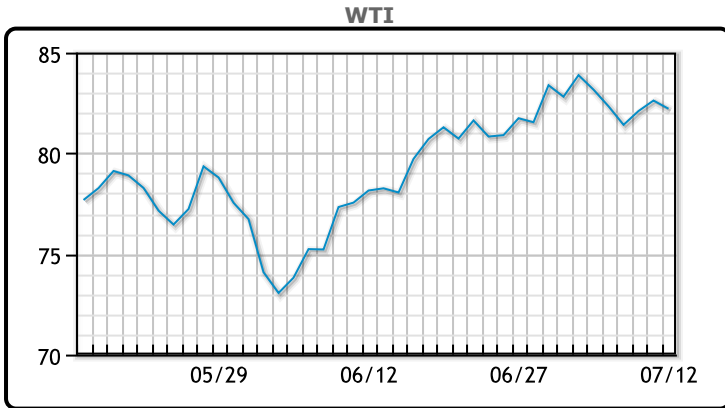
<https://www.pflpetroleum.com>
 1865 Veterans Park Dr. Suite 303
 Naples, Florida 34109
 Phone: 239-390-2885
 Fax: 239-949-0611
 Jul 12, 2024 5:13 PM

Major Energy Futures		
	Settle	Change
Brent	85.03	-0.37
Gas Oil	779.25	1.75
Natural Gas	2.329	-0.061
RBOB	251.53	1.44
ULSD	250.96	-0.02
WTI	82.21	-0.41

Market Commentary

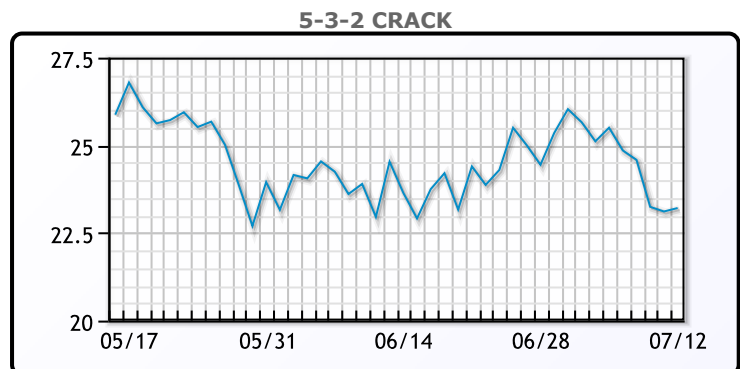
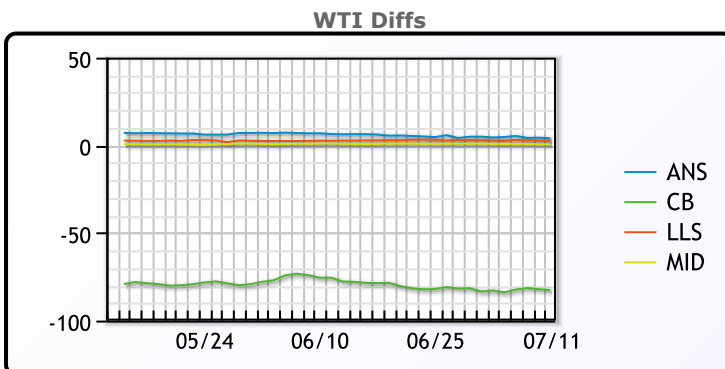
On Friday, oil futures prices closed lower due to weaker U.S. consumer sentiment and hopes for a Federal Reserve rate cut in September. Brent crude fell by 37 cents, or 0.4%, to \$85.03 a barrel, and U.S. West Texas Intermediate (WTI) decreased by 41 cents, or 0.5%, to \$82.21 a barrel. Over the week, Brent futures dropped by over 1.7%, and WTI declined by 1.1%. Despite a 0.2% rise in the June producer price index (PPI), investors expect potential Fed rate cuts. U.S. gasoline demand hit 9.4 million barrels per day (bpd) for the week ending July 5, the highest since 2019. However, weaker demand from China, with an 11% drop in June crude imports, may weigh on prices. The U.S. active oil rig count fell by one to 478, the lowest since December 2021.

Crude & Product Markets

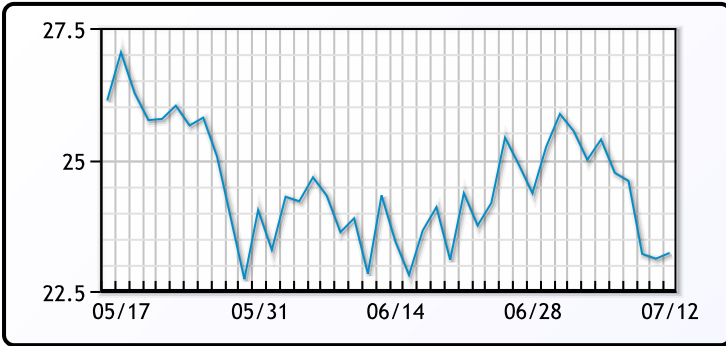


CRUDE			
	Last	Week Ago	Month Ago
ANS	86.6	88.59	84.22
BLS	73.2	73.14	68.65
LLS	85.22	86.48	80.58
Mid	83.2	84.69	78.68
WTI	82.62	83.88	77.9

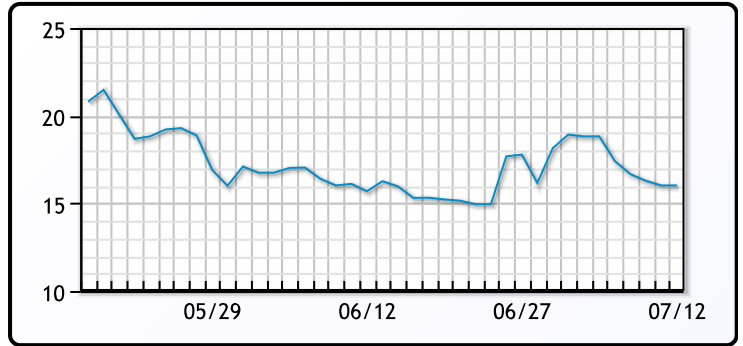
PRODUCTS			
	Last	Week Ago	Month Ago
Gulf RBOB	2.3953	2.4788	2.2769
Gulf ULSD	2.4366	2.5638	2.3743
NYH RBOB	2.5368	2.6318	2.4004
NYH ULSD	2.4971	2.6118	2.4168
USGC 3%	68.18	69.33	64.52



3-2-1 Crack



Gulf 3-2-1 Crack



NGLs

MB

	Last	Week Ago	Month Ago
Butane	77	79.8	71.3
IsoButane	109.9	123	114
Natural Gasoline	156.8	160	150.5
Propane	80	83.4	77.6

CONWAY

	Last	Week Ago	Month Ago
Butane	92.5	95.3	86
IsoButane	120	131	129
Natural Gasoline	156.1	161	152.3
Propane	78.1	80.5	74.6

MB NON

	Last	Week Ago	Month Ago
Butane	97	99.8	91.3
IsoButane	109.9	123	114
Natural Gasoline	156.8	160	150.5
Propane	80.8	84.5	77.8

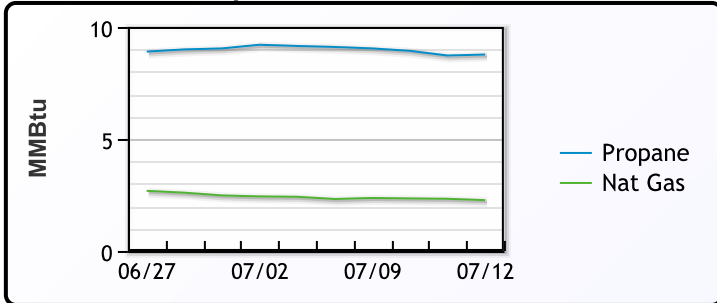
EDMONTON

	Last	Week Ago	Month Ago
Propane	52.6	56	51.9

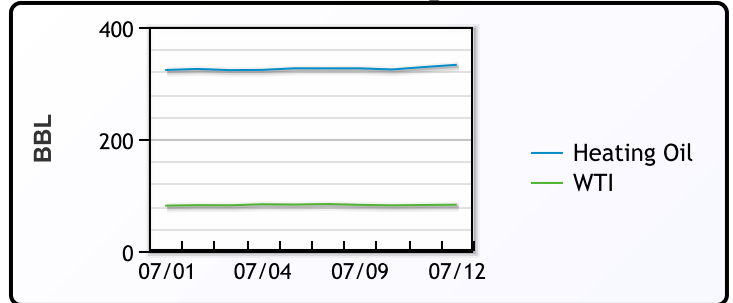
SARNIA

	Last	Week Ago	Month Ago
Propane	85	87.3	79.5

Propane MT.B Tet vs Nat Gas



WTI vs Heating Oil



FX

	Last	Change
CAD	1.3635	0.0003
DXY	104.084	-0.356
Gold	2411.43	-4.05

RATES

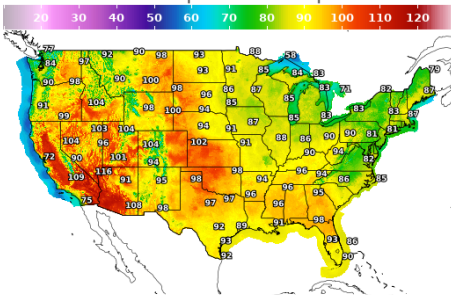
	Last	Change
US 2yr	4.4514	-0.0616
US 10yr	4.1829	-0.0272
CAN 10yr	3.409	-0.025

EQUITIES

	Last	Change
Nasdaq	18398.45	115.04
TSX	1351.31	7.455
S&P 500	5615.35	30.81

Weather Data

Temperature Map



City	HIGH °F	LOW °F
Calgary	73	52
Conway	87	62
Cushing	96	74
Denver	99	73
Houston	84	76
Mont Belvieu	84	75
Sarnia	80	60
Williston	96	67

Precipitation Map

