



MARKET DAILY

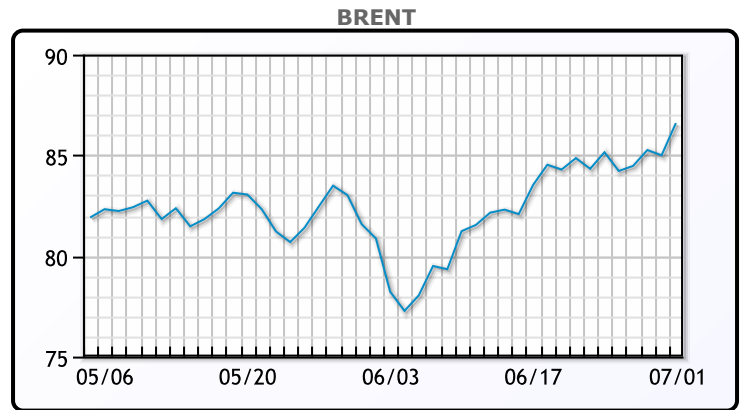
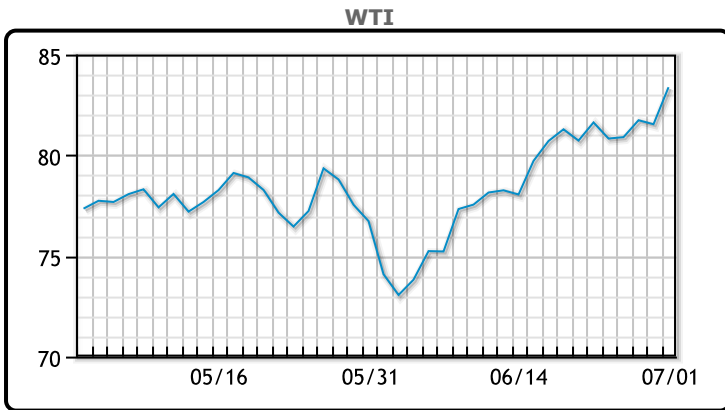
<https://www.pflpetroleum.com>
 1865 Veterans Park Dr. Suite 303
 Naples, Florida 34109
 Phone: 239-390-2885
 Fax: 239-949-0611
 Jul 1, 2024 5:33 PM

Major Energy Futures		
	Settle	Change
Brent	86.60	1.60
Gas Oil	797.75	-8.5
Natural Gas	2.478	-0.084
RBOB	257.83	-2.53
ULSD	261.47	-2.98
WTI	83.38	1.84

Market Commentary

Oil had a strong session today on geopolitical tensions, a storm brewing and summer driving season here in the US. "The (energy) complex is beginning this new week in strong fashion as it continues to acquire support from ... increasing geopolitical risk premium related to Israel-Hezbollah tensions (and) bullish demand expectations for this month with some increased hurricane premium," analysts at energy advisory firm Ritterbusch and Associates said in a note. Rising demand for fuel helped lift prices for U.S. oil products by around 3% on Monday with diesel futures closing at their highest in 10 weeks and gasoline futures closing at their highest in eight weeks. In the Caribbean Sea, Hurricane Beryl, an extremely dangerous major hurricane, was expected to pass Jamaica on Wednesday and slam into the Yucatan Peninsula in Mexico on Friday before weakening into a tropical storm and entering the Bay of Campeche in the Gulf of Mexico, where Mexico produces much of its oil on Saturday. WTI traded up \$1.84 or 2.3% to close at \$83.38. Brent traded up \$1.60 or 1.9% to close at \$86.60.

Crude & Product Markets

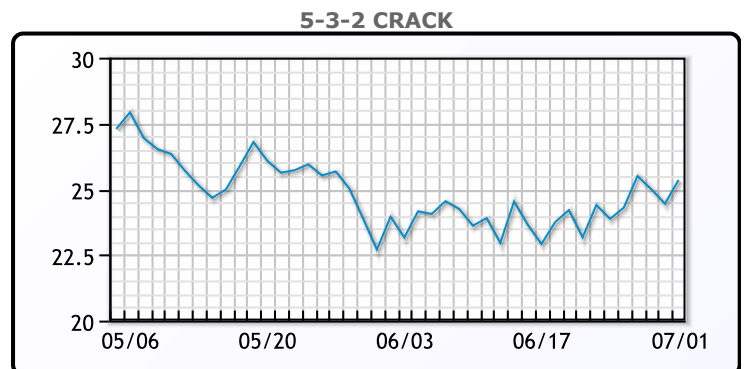
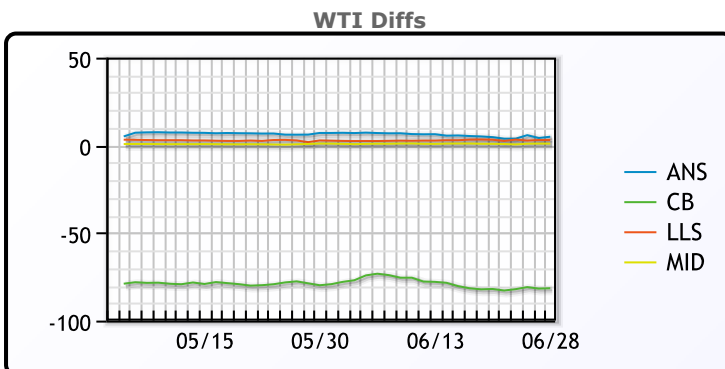


CRUDE

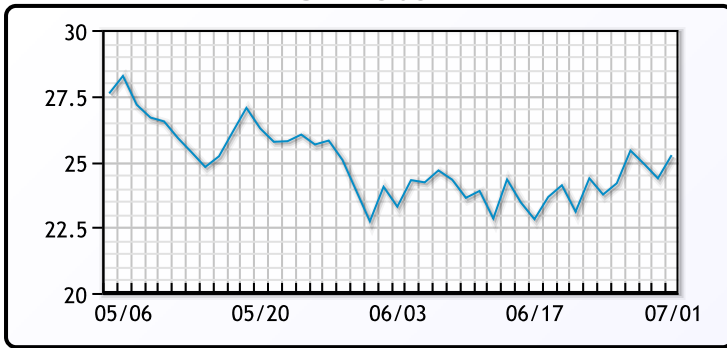
	Last	Week Ago	Month Ago
ANS	86.43	86.64	86.86
BLS	73.2	73.14	68.65
LLS	84.54	85.12	82.59
Mid	82.49	82.8	80.83
WTI	81.54	81.97	79.83

PRODUCTS

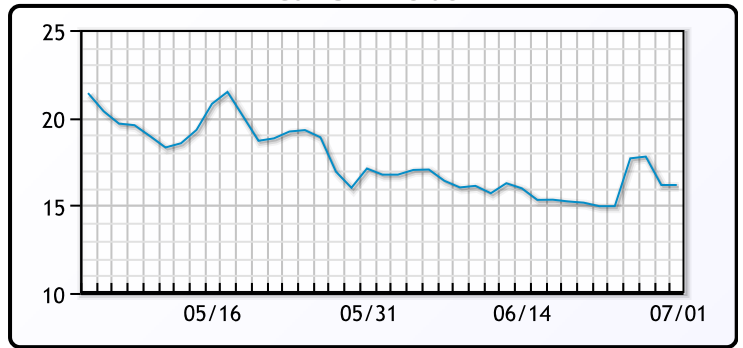
	Last	Week Ago	Month Ago
Gulf RBOB	2.4583	2.377	2.2924
Gulf ULSD	2.5427	2.4805	2.3107
NYH RBOB	2.6068	2.5521	2.4209
NYH ULSD	2.6367	2.525	2.3717
USGC 3%	68.93	67.67	67.16



3-2-1 Crack



Gulf 3-2-1 Crack



NGLs

MB

	Last	Week Ago	Month Ago
Butane	80.8	76.6	64.6
IsoButane	120.4	106.5	137.3
Natural Gasoline	158.5	151	148.5
Propane	84.3	78.8	70.9

CONWAY

	Last	Week Ago	Month Ago
Butane	96.3	90	81
IsoButane	135	125.5	139
Natural Gasoline	160.5	156	149
Propane	80.8	75.5	69

MB NON

	Last	Week Ago	Month Ago
Butane	100.8	96.6	84.6
IsoButane	120.4	106.5	137.3
Natural Gasoline	158.5	151	148.5
Propane	85.3	79.1	70.4

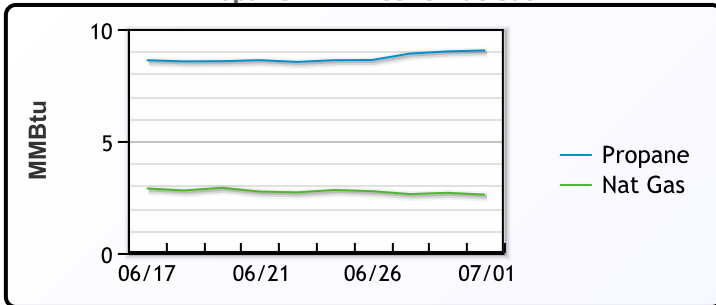
EDMONTON

	Last	Week Ago	Month Ago
Propane	55.8	50.5	45

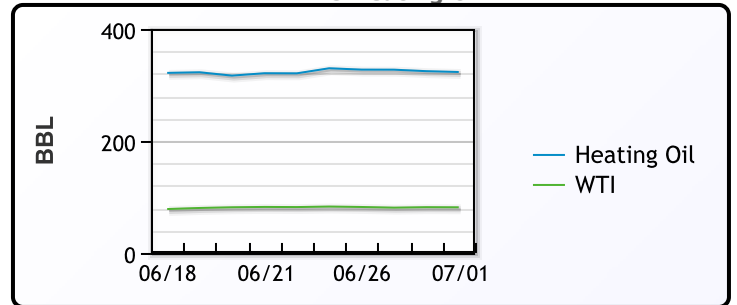
SARNIA

	Last	Week Ago	Month Ago
Propane	87.3	84	76.3

Propane MT.B Tet vs Nat Gas



WTI vs Heating Oil



FX

	Last	Change
CAD	1.3736	0
DXY	105.815	-0.051
Gold	2331.9	5.15

RATES

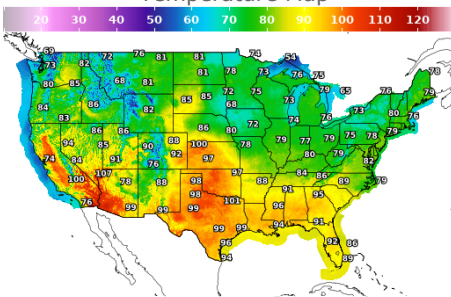
	Last	Change
US 2yr	4.7556	0.0021
US 10yr	4.4613	0.0652
CAN 10yr	3.503	0

EQUITIES

	Last	Change
Nasdaq	17879.3	146.7
TSX	1304.8	-4.875
S&P 500	5475.09	14.61

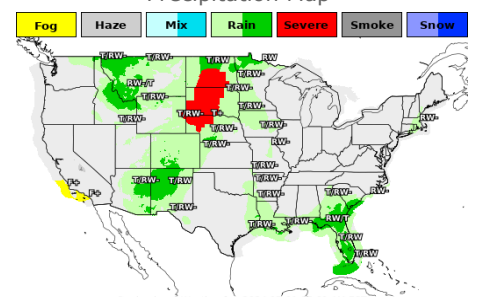
Weather Data

Temperature Map



City	HIGH °F	LOW °F
Calgary	68	51
Conway	64	54
Cushing	98	73
Denver	88	72
Houston	101	81
Mont Belvieu	98	79
Sarnia	70	50
Williston	75	60

Precipitation Map



This report has been prepared by PFL Petroleum Limited personnel for your information only and the views expressed are intended to provide market commentary and are not recommendations. This report is not an offer to sell or a solicitation of any offer to buy any security. The information contained herein has been compiled by PFL from sources believed to be reliable, but no representation or warranty, express or implied, is made by PFL Petroleum Limited, its affiliates or any other person as to its accuracy, completeness or correctness. Copyright 2017 PFL Petroleum Limited. All Rights Reserved