



# MARKET DAILY

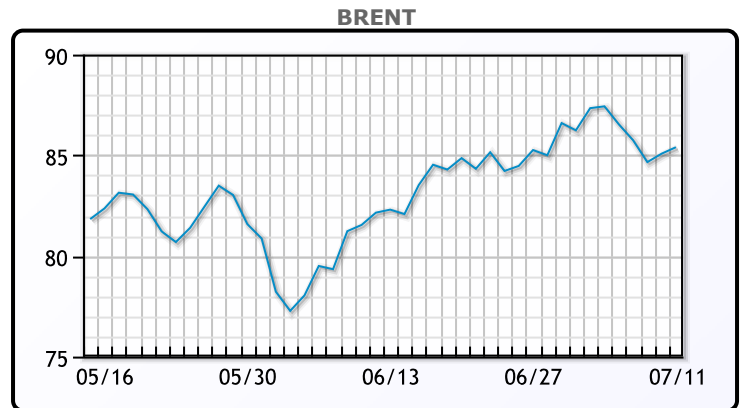
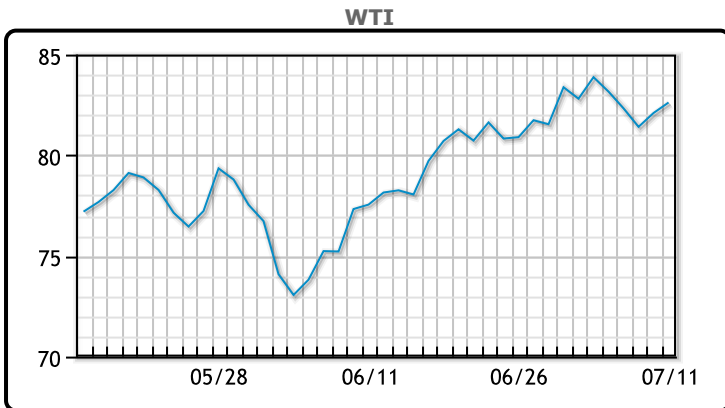
<https://www.pflpetroleum.com>  
 1865 Veterans Park Dr. Suite 303  
 Naples, Florida 34109  
 Phone: 239-390-2885  
 Fax: 239-949-0611  
 Jul 11, 2024 7:08 PM

Major Energy Futures		
	Settle	Change
Brent	85.4	0.32
Gas Oil	777.5	0.5
Natural Gas	2.268	-0.061
RBOB	251.78	1.44
ULSD	251.82	-0.02
WTI	82.62	0.52

**Market Commentary**

Oil prices rose today for the second day with Brent settling above \$85/bbl as hopes for US interest rate cuts rose after an expected slowdown in inflation. Slowing inflation and interest rate cuts will likely spur more economic activity, Growmark Energy analysts said. Fed Chair Jerome Powell acknowledged the recent improving trend in price pressures, but told lawmakers more data was needed to strengthen the case for rate cut. Front-month U.S. crude futures recorded their steepest premium to the next-month contract since April. Market participants' willingness to pay premiums for earlier delivery dates, a structure known as backwardation, is typically a sign of supply tightness. WTI traded up \$.52 or .6% to close at \$82.62. Brent traded up \$.32 or .4% to close at \$85.40.

## Crude & Product Markets

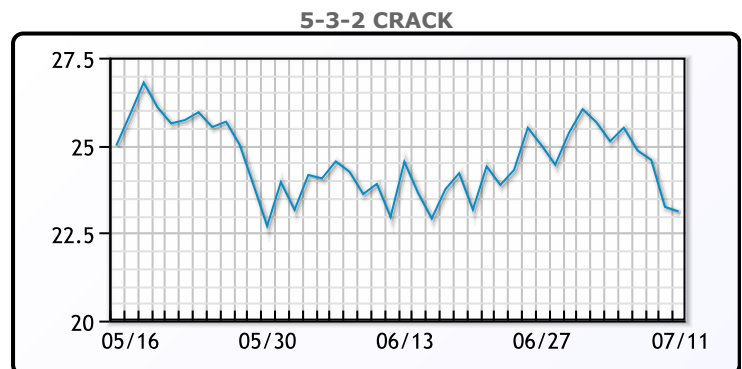
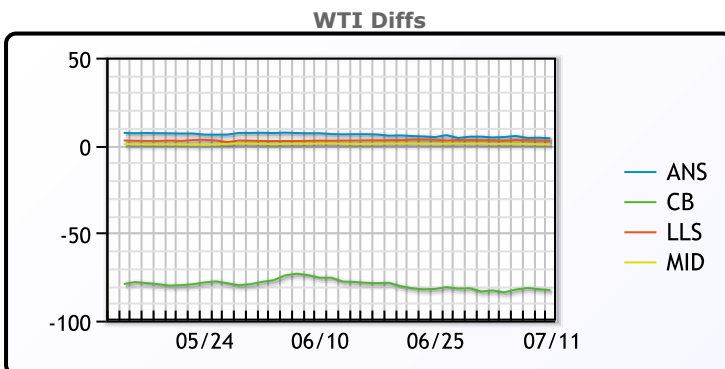


**CRUDE**

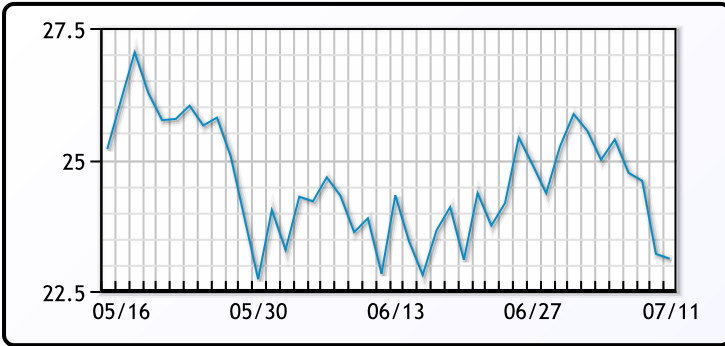
	Last	Week Ago	Month Ago
ANS	86.6	88.59	84.22
BLS	73.2	73.14	68.65
LLS	85.22	86.48	80.58
Mid	83.2	84.69	78.68
WTI	82.62	83.88	77.9

**PRODUCTS**

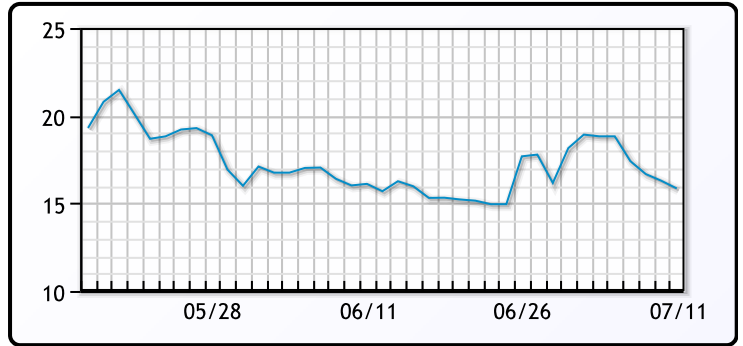
	Last	Week Ago	Month Ago
Gulf RBOB	2.3928	2.4788	2.2774
Gulf ULSD	2.4457	2.5638	2.3513
NYH RBOB	2.5428	2.6318	2.4149
NYH ULSD	2.5007	2.6118	2.4063
USGC 3%	68.18	69.33	64.52



3-2-1 Crack



Gulf 3-2-1 Crack



NGLs

MB

	Last	Week Ago	Month Ago
Butane	77.4	79.8	68.5
IsoButane	113.8	123	113.5
Natural Gasoline	157	160	149
Propane	80.3	83.4	75

CONWAY

	Last	Week Ago	Month Ago
Butane	92.8	95.3	83
IsoButane	120	131	129
Natural Gasoline	156.3	161	150
Propane	78.3	80.5	72.8

MB NON

	Last	Week Ago	Month Ago
Butane	97.4	99.8	88.5
IsoButane	113.8	123	113.5
Natural Gasoline	157	160	149
Propane	80.8	84.5	75.3

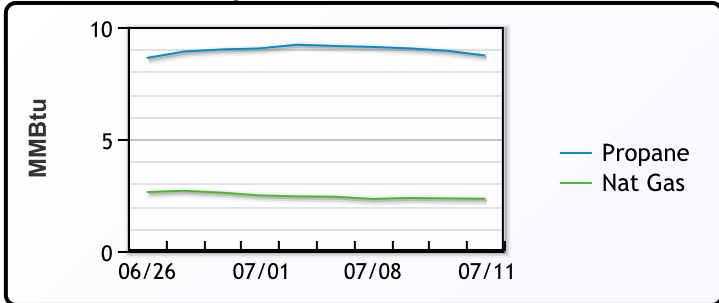
EDMONTON

	Last	Week Ago	Month Ago
Propane	52.8	56	49.8

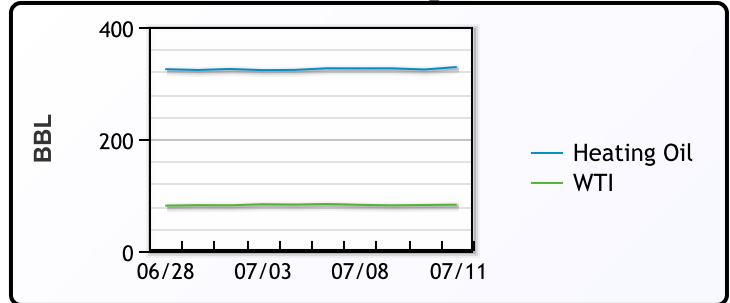
SARNIA

	Last	Week Ago	Month Ago
Propane	85	87.3	74.8

Propane MT.B Tet vs Nat Gas



WTI vs Heating Oil



FX

	Last	Change
CAD	1.3633	0.0001
DXY	104.44	-0.608
Gold	2412.76	-2.72

RATES

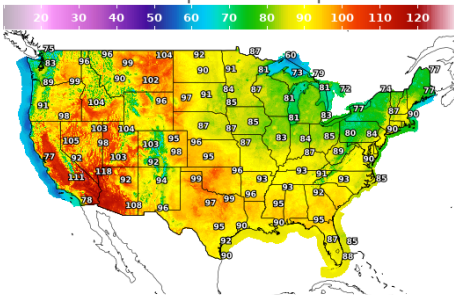
	Last	Change
US 2yr	4.513	-0.107
US 10yr	4.2101	-0.074
CAN 10yr	3.434	-0.041

EQUITIES

	Last	Change
Nasdaq	18283.41	-364.04
TSX	1343.855	10.294
S&P 500	5584.54	-49.37

Weather Data

Temperature Map



City	HIGH °F	LOW °F
Calgary	83	61
Conway	86	62
Cushing	97	72
Denver	95	70
Houston	91	80
Mont Belvieu	88	75
Sarnia	72	61
Williston	95	69

Precipitation Map

