



MARKET DAILY

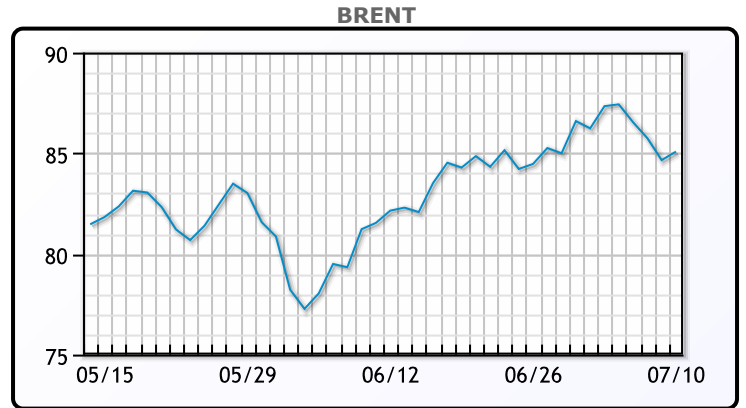
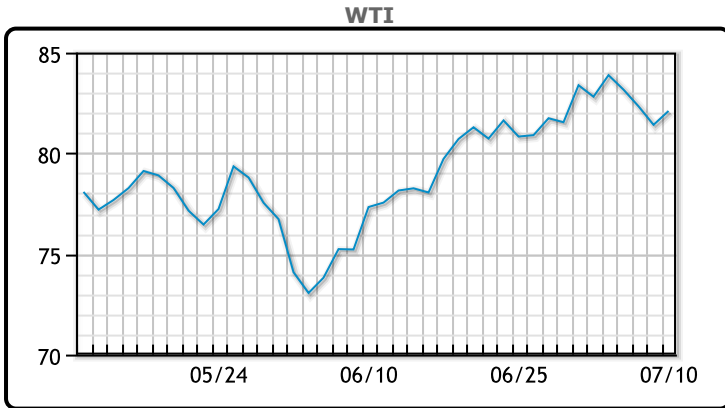
<https://www.pflpetroleum.com>
 1865 Veterans Park Dr. Suite 303
 Naples, Florida 34109
 Phone: 239-390-2885
 Fax: 239-949-0611
 Jul 10, 2024 8:17 PM

Major Energy Futures		
	Settle	Change
Brent	85.08	0.42
Gas Oil	779.5	-13.75
Natural Gas	2.329	-0.015
RBOB	250.34	-2.4
ULSD	251.84	-0.52
WTI	82.10	0.69

Market Commentary

Oil prices were higher today trading up after a jump in US refinery activity last week drove a larger than expected decline in gasoline and crude inventories. Crude inventories fell by 3.4MM/bbls vs a forecasted decline of 1.3MM/bbls. Gasoline stocks fell by 2MM/bbls compared to a 600K/bbl expected draw. Geopolitical risk did little to move prices, analysts said, with investors somewhat fatigued over discussions about a ceasefire in Gaza and the war in Ukraine, said Tim Snyder, economist at Matador Economics. "We see news stories out there that are having little impact on the market, which means the market is discounting those," he added. Oil and gas companies restarted some operations on Tuesday. On Wednesday morning, the Port of Houston said it had returned to normal start times for operations at its eight public terminals. Refineries and offshore production facilities saw limited storm damage and have largely returned to normal operations, easing concerns of a supply disruption. WTI traded up \$.69 or .85% to close at \$82.10. Brent traded up \$.42 or .5% to close at \$85.08.

Crude & Product Markets

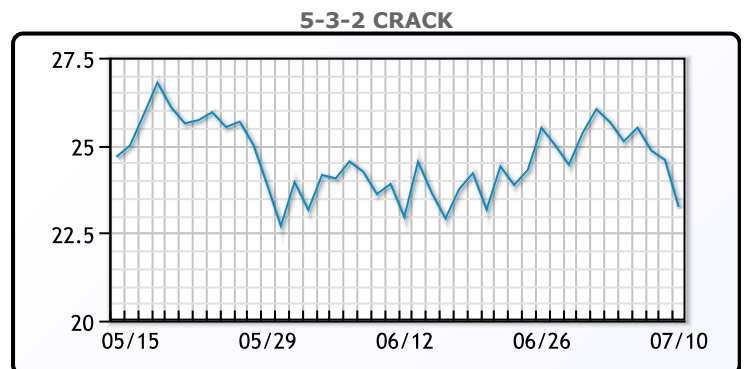
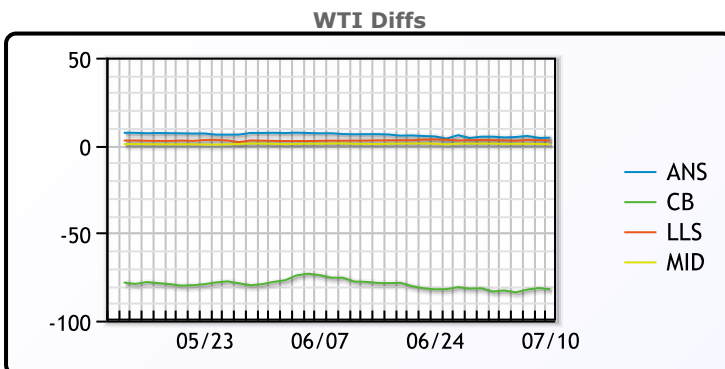


CRUDE

	Last	Week Ago	Month Ago
ANS	86.45	88.59	84
BLS	73.2	73.14	68.65
LLS	84.8	86.48	80.42
Mid	82.72	84.69	78.59
WTI	82.1	83.88	77.74

PRODUCTS

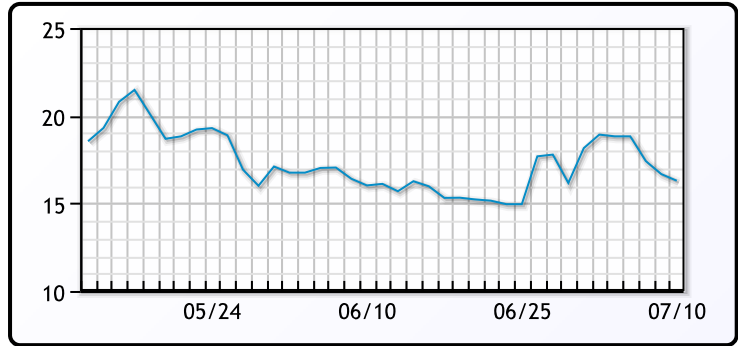
	Last	Week Ago	Month Ago
Gulf RBOB	2.3709	2.4788	2.2719
Gulf ULSD	2.4474	2.5638	2.3447
NYH RBOB	2.5319	2.6318	2.4169
NYH ULSD	2.4934	2.6118	2.3872
USGC 3%	67.91	69.33	64.37



3-2-1 Crack



Gulf 3-2-1 Crack



NGLs

MB

	Last	Week Ago	Month Ago
Butane	77.8	79.8	66.5
IsoButane	115	123	112.8
Natural Gasoline	156.8	160	148.1
Propane	79.9	83.4	73.1

CONWAY

	Last	Week Ago	Month Ago
Butane	93.3	95.3	81.8
IsoButane	131	131	130
Natural Gasoline	156.5	161	147
Propane	77.5	80.5	71.3

MB NON

	Last	Week Ago	Month Ago
Butane	97.8	99.8	86.5
IsoButane	115	123	112.8
Natural Gasoline	156.8	160	148.1
Propane	80.4	84.5	73.6

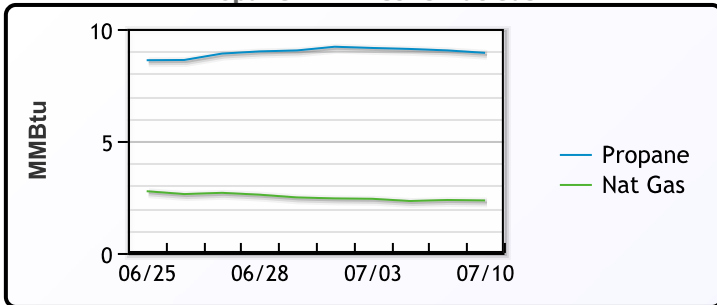
EDMONTON

	Last	Week Ago	Month Ago
Propane	52	56	47.3

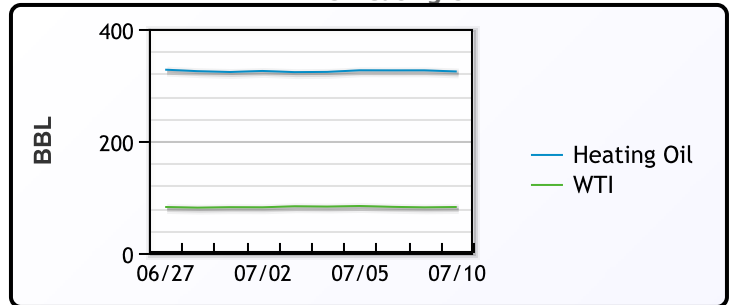
SARNIA

	Last	Week Ago	Month Ago
Propane	88	87.3	74.8

Propane MT.B Tet vs Nat Gas



WTI vs Heating Oil



FX

	Last	Change
CAD	1.362	0.0001
DXY	104.959	-0.089
Gold	2372.03	0.77

RATES

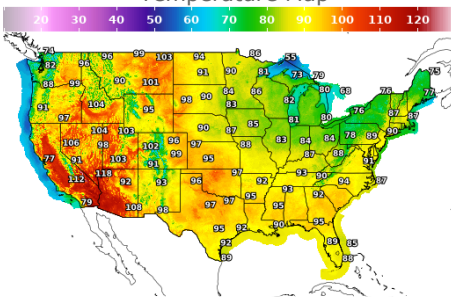
	Last	Change
US 2yr	4.62	0
US 10yr	4.2841	0
CAN 10yr	3.475	-0.015

EQUITIES

	Last	Change
Nasdaq	18647.45	218.16
TSX	1333.561	18.83
S&P 500	5633.91	56.93

Weather Data

Temperature Map



City	HIGH °F	LOW °F
Calgary	91	61
Conway	82	60
Cushing	92	67
Denver	90	67
Houston	94	77
Mont Belvieu	91	74
Sarnia	68	64
Williston	93	65

Precipitation Map

