



MARKET DAILY

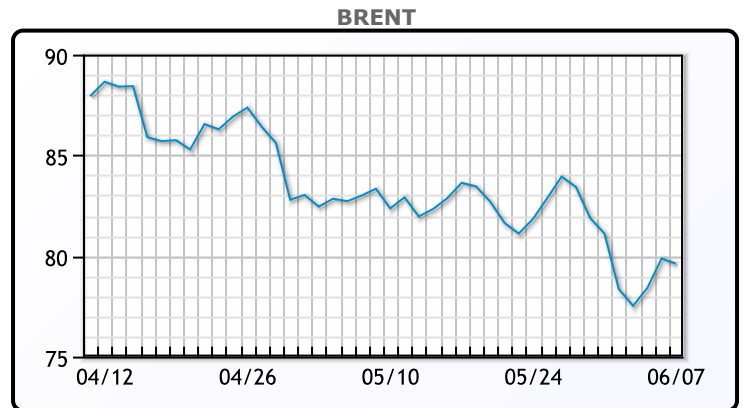
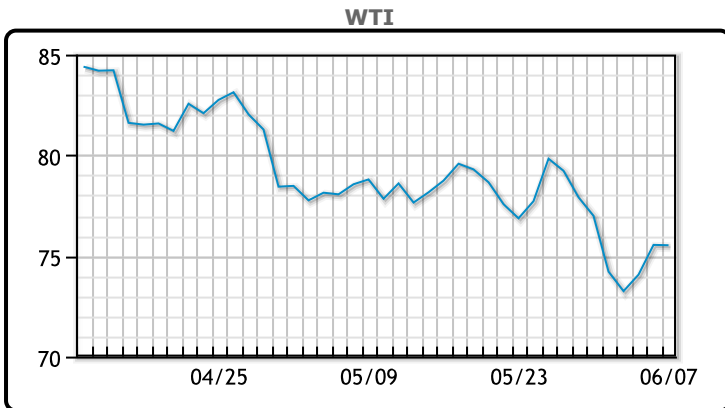
<https://www.pflpetroleum.com>
 1865 Veterans Park Dr. Suite 303
 Naples, Florida 34109
 Phone: 239-390-2885
 Fax: 239-949-0611
 Jun 7, 2024 9:08 PM

Major Energy Futures		
	Settle	Change
Brent	79.62	-0.25
Gas Oil	722.25	17
Natural Gas	2.918	0.064
RBOB	238.26	4.39
ULSD	235.17	5.65
WTI	75.53	-0.02

Market Commentary

Oil prices were lower today posting their third straight weekly loss as investors weighed OPEC+ reassurances against the latest US jobs data that lowered expectations of a looming Fed rate cut. "The jobs report indicated higher rates for longer," said Andrew Lipow, president of Lipow Oil Associates. "That tends to dampen enthusiasm on the oil market." The dollar rallied 0.8% to a more than one-week high shortly after the release of the jobs report. Brent was down 2.5% for the week while WTI was down 1.9%. Meanwhile, in China, data showed that although exports grew for a second month in May, crude oil imports fell, signaling demand concerns in the world's largest crude oil buyer. WTI traded down \$.02 to close at \$75.53. Brent traded down \$.25 to close at \$79.62.

Crude & Product Markets

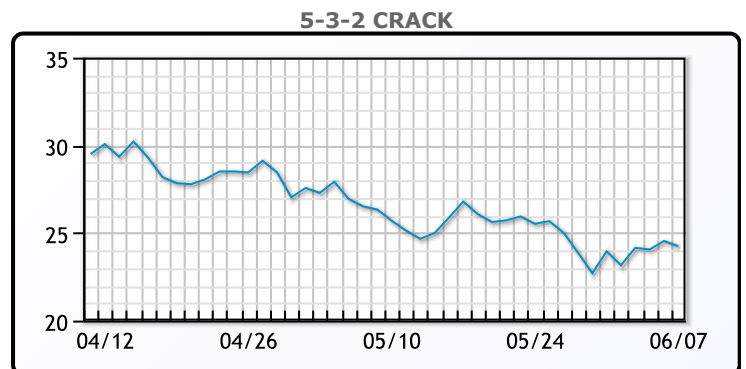
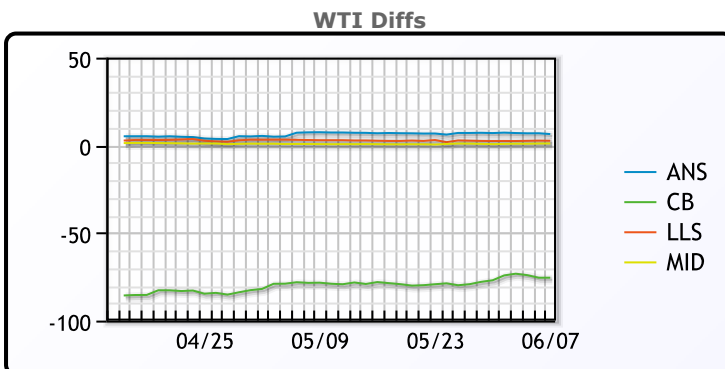


CRUDE

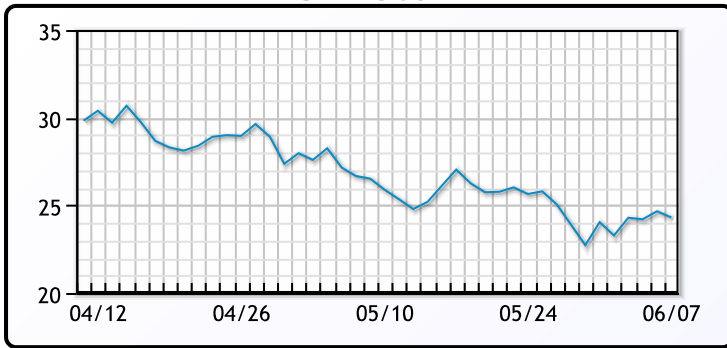
	Last	Week Ago	Month Ago
ANS	81.93	83.97	85.82
BLS	73.2	73.14	68.65
LLS	78.13	79.44	81.28
Mid	76.57	77.66	79.08
WTI	75.53	76.99	78.38

PRODUCTS

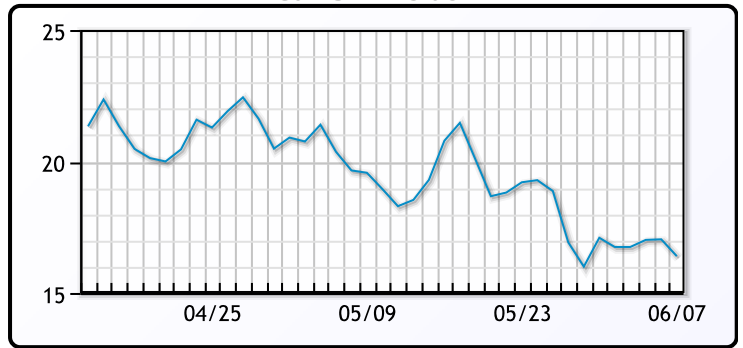
	Last	Week Ago	Month Ago
Gulf RBOB	2.2351	2.2924	2.4359
Gulf ULSD	2.2822	2.3107	2.3886
NYH RBOB	2.3951	2.4209	2.5464
NYH ULSD	2.3292	2.3717	2.4641
USGC 3%	61.92	64.37	65.51



3-2-1 Crack



Gulf 3-2-1 Crack



NGLs

MB

	Last	Week Ago	Month Ago
Butane	63.5	64.6	65.5
IsoButane	106.5	137.3	137.9
Natural Gasoline	143.5	148.5	152.3
Propane	70.1	70.9	68.9

CONWAY

	Last	Week Ago	Month Ago
Butane	80.5	81	76.9
IsoButane	125	139	135
Natural Gasoline	145.3	149	150.5
Propane	68.9	69	66.1

MB NON

	Last	Week Ago	Month Ago
Butane	83.5	84.6	80.5
IsoButane	106.5	137.3	137.9
Natural Gasoline	143.5	148.5	152.3
Propane	70.3	70.4	67.6

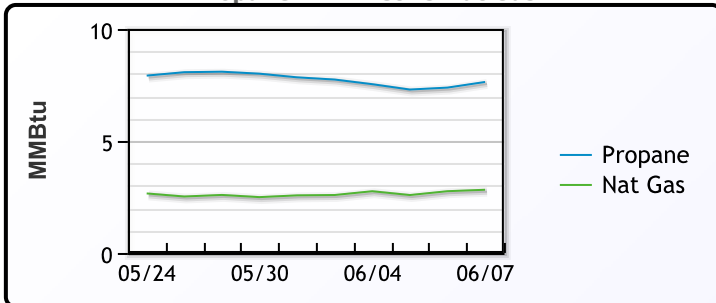
EDMONTON

	Last	Week Ago	Month Ago
Propane	45	45	44.1

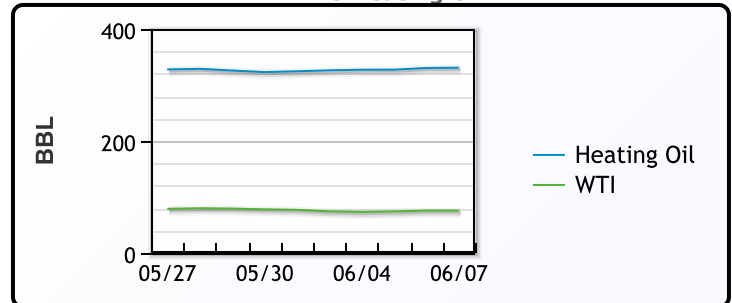
SARNIA

	Last	Week Ago	Month Ago
Propane	74.8	76.3	77.5

Propane MT.B Tet vs Nat Gas



WTI vs Heating Oil



FX

	Last	Change
CAD	1.3764	0.0094
DXY	104.885	0.783
Gold	2293.78	-82.28

RATES

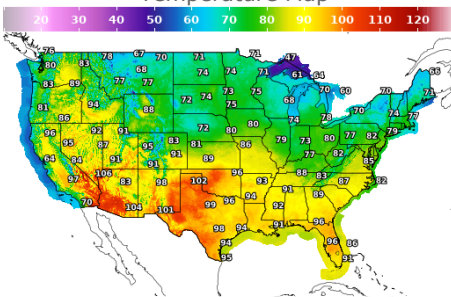
	Last	Change
US 2yr	4.8868	0.1628
US 10yr	4.4335	0.1465
CAN 10yr	3.466	0.073

EQUITIES

	Last	Change
Nasdaq	17133.13	-39.99
TSX	1316.777	-11.738
S&P 500	5346.99	-5.97

Weather Data

Temperature Map



City	HIGH °F	LOW °F
Calgary	61	44
Conway	68	49
Cushing	86	66
Denver	96	68
Houston	99	78
Mont Belvieu	92	73
Sarnia	65	52
Williston	71	53

Precipitation Map

