



MARKET DAILY

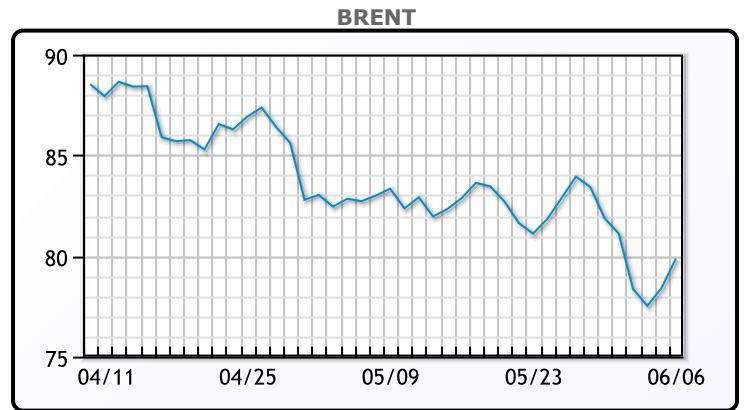
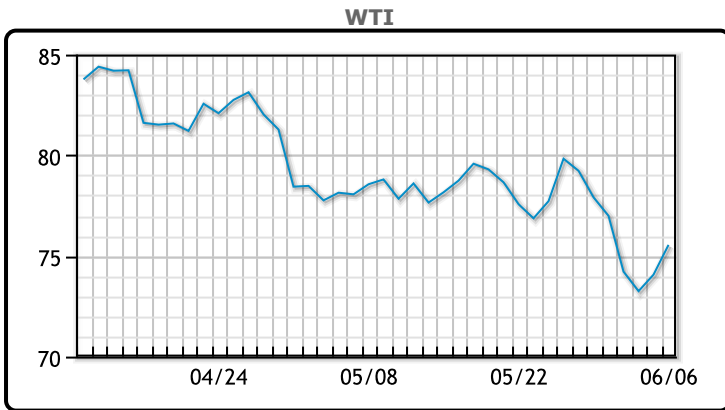
<https://www.pflpetroleum.com>
 1865 Veterans Park Dr. Suite 303
 Naples, Florida 34109
 Phone: 239-390-2885
 Fax: 239-949-0611
 Jun 6, 2024 7:49 PM

Major Energy Futures		
	Settle	Change
Brent	79.87	1.46
Gas Oil	718	-2.5
Natural Gas	2.821	0.064
RBOB	239.75	4.39
ULSD	235.76	5.65
WTI	75.55	1.48

Market Commentary

Oil prices were higher today, trading up after the ECB opted to cut interest rates. The move spurred hopes that the Fed will follow in their footsteps. This is kind of a good news/bad news situation. "Today the ECB rate cuts are helping, and casting a view that the Fed will finally follow suit here in the U.S. as well which is supportive, but both central banks are cutting in the face of a slowing economy which is not necessarily supportive of oil demand," said John Kilduff, partner at Again Capital. The number of Americans filing new claims for unemployment benefits rose last week, and first-quarter unit labor costs rose by less than previously thought, the Labor Department said. Saudi Energy Minister Prince Abdulaziz bin Salman said on Thursday that OPEC+ can pause or reverse production increases if it decides the market is not strong enough. WTI traded up \$1.48 or 2% to close at \$75.55. Brent traded up \$1.46 or 1.86% to close at \$79.87.

Crude & Product Markets

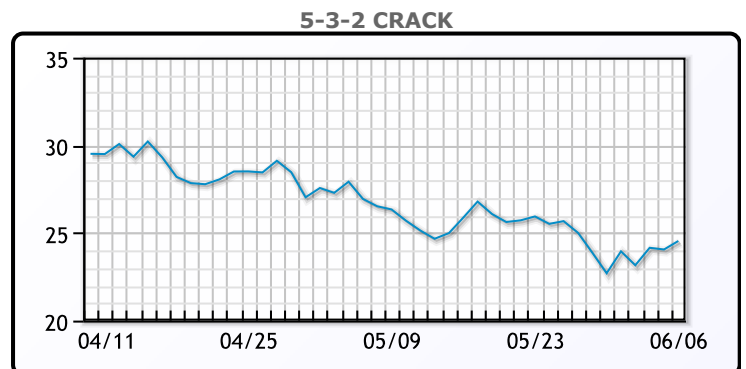
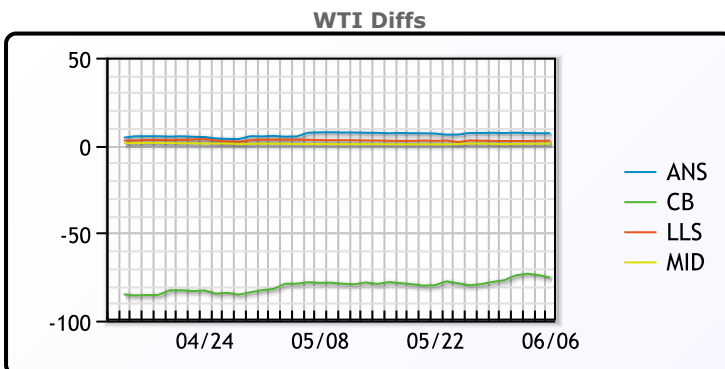


CRUDE

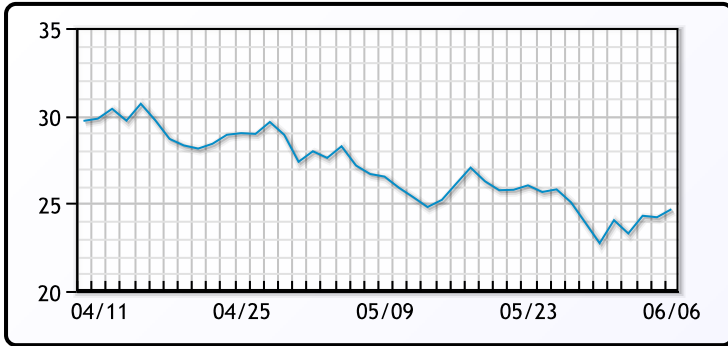
	Last	Week Ago	Month Ago
ANS	82.4	83.97	85.85
BLS	73.2	73.14	68.65
LLS	78.2	79.44	81.48
Mid	76.56	77.66	79.2
WTI	75.55	76.99	78.48

PRODUCTS

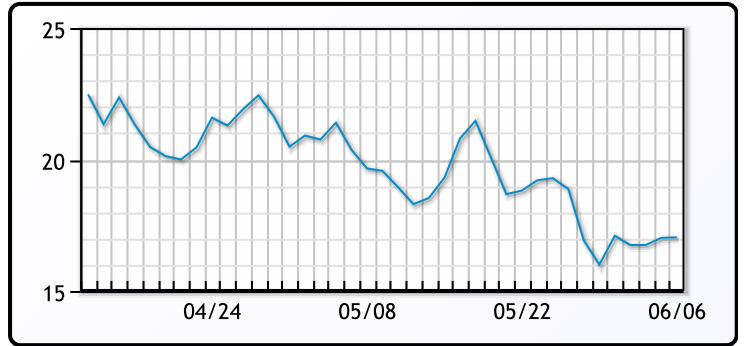
	Last	Week Ago	Month Ago
Gulf RBOB	2.2575	2.2924	2.4807
Gulf ULSD	2.2881	2.3107	2.3874
NYH RBOB	2.4105	2.4209	2.5952
NYH ULSD	2.3376	2.3717	2.4489
USGC 3%	62.52	64.37	66.02



3-2-1 Crack



Gulf 3-2-1 Crack



NGLs

MB

	Last	Week Ago	Month Ago
Butane	63.6	65.8	60.8
IsoButane	103.5	136.4	136.9
Natural Gasoline	144	148.8	153.1
Propane	69.9	71.8	68.5

CONWAY

	Last	Week Ago	Month Ago
Butane	79.5	83.1	77.4
IsoButane	125	135	134
Natural Gasoline	144.3	150.1	152
Propane	68.8	69.4	66.5

MB NON

	Last	Week Ago	Month Ago
Butane	83.6	85.8	80.8
IsoButane	103.5	136.4	136.9
Natural Gasoline	144	148.8	153.1
Propane	70	71.3	67.4

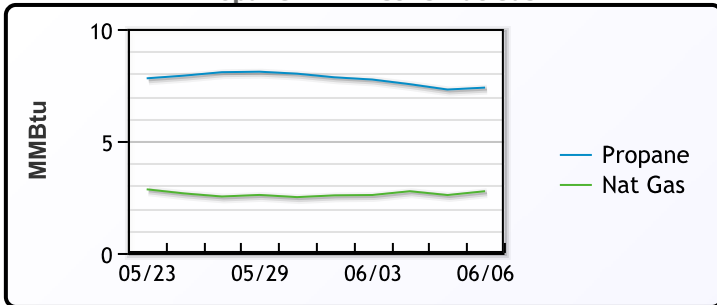
EDMONTON

	Last	Week Ago	Month Ago
Propane	44.5	45.4	44

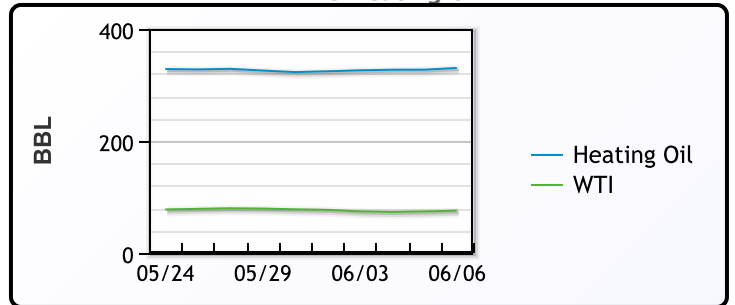
SARNIA

	Last	Week Ago	Month Ago
Propane	73	76.3	77.5

Propane MT.B Tet vs Nat Gas



WTI vs Heating Oil



FX

	Last	Change
CAD	1.3669	-0.0001
DXY	104.102	-0.166
Gold	2376.93	0.87

RATES

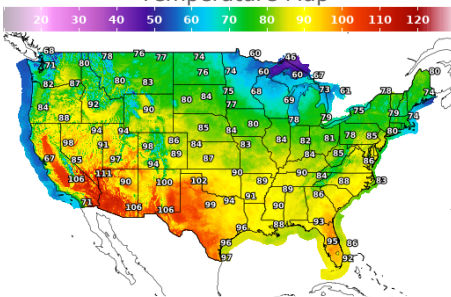
	Last	Change
US 2yr	4.724	0.0018
US 10yr	4.287	0.0115
CAN 10yr	3.393	0.009

EQUITIES

	Last	Change
Nasdaq	17173.12	-14.78
TSX	1328.515	4.036
S&P 500	5352.96	-1.07

Weather Data

Temperature Map



City	HIGH °F	LOW °F
Calgary	70	42
Conway	69	49
Cushing	89	66
Denver	88	64
Houston	97	77
Mont Belvieu	91	70
Sarnia	72	58
Williston	73	53

Precipitation Map

