



MARKET DAILY

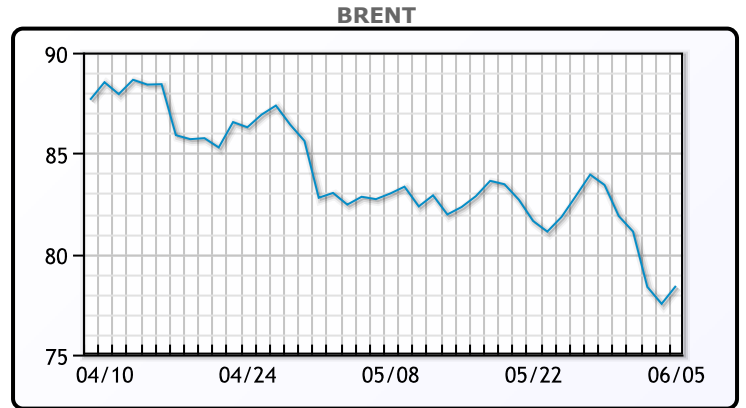
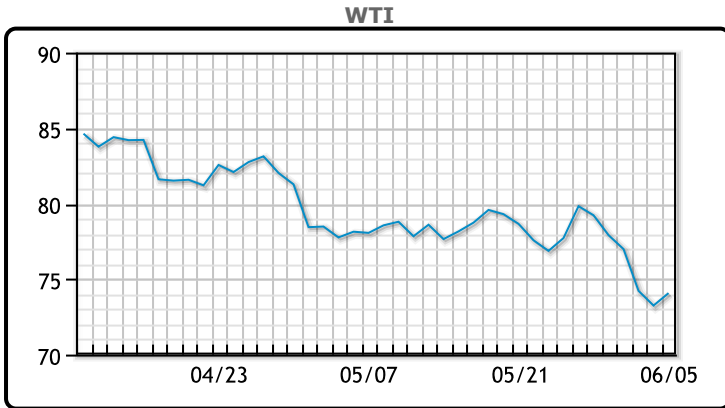
<https://www.pflpetroleum.com>
 1865 Veterans Park Dr. Suite 303
 Naples, Florida 34109
 Phone: 239-390-2885
 Fax: 239-949-0611
 Jun 5, 2024 5:12 PM

Major Energy Futures		
	Settle	Change
Brent	78.41	0.89
Gas Oil	701	-5
Natural Gas	2.757	-0.17
RBOB	235.36	1.39
ULSD	230.11	-1.03
WTI	74.07	0.82

Market Commentary

Oil prices climbed today rebounding from four-month lows as hopes of an interest rate cut in September outweighed demand concerns from today's EIA report. "Data outside of the oil world was sufficiently weak that it's going to give cover to the Fed to finally cut rates and spur some growth," said John Kilduff, partner at Again Capital. Crude stocks jumped 1.2MM/bbls compared with analyst expectation of a draw of 2.3MM/bbls. Gasoline inventories rose by 2.1 million barrels versus expectations for an increase of 2 million barrels, adding to demand concerns as the week reflected fuel usage around the Memorial Day holiday. Distillate stocks rose by 3.2 million barrels compared with estimates of an increase of 2.5 million, EIA data showed. WTI traded up \$.82 or -1.1% to close at \$74.07. Brent traded up \$.89 or -1.2% to close at \$78.41.

Crude & Product Markets

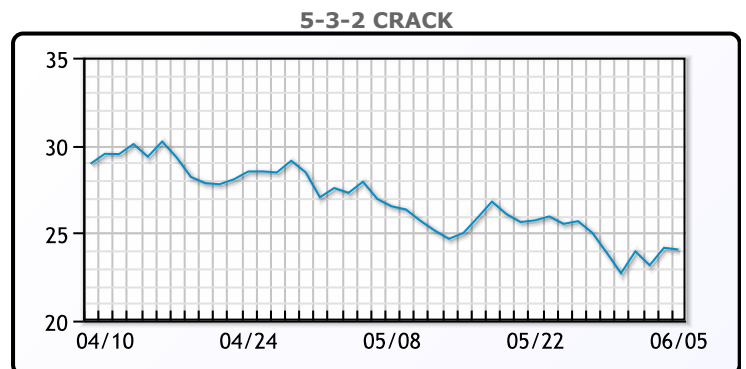
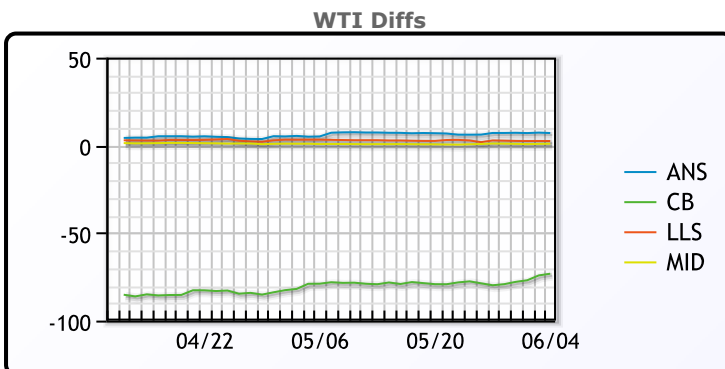


CRUDE

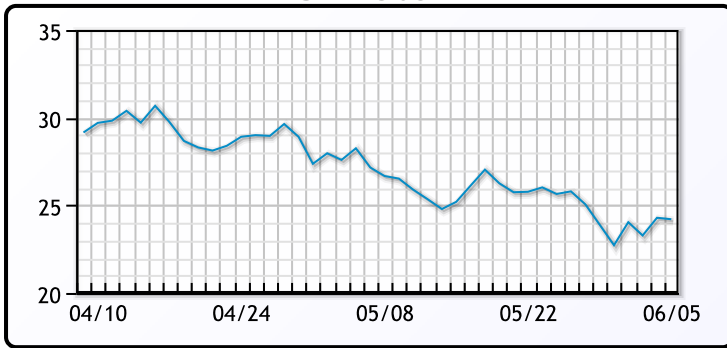
	Last	Week Ago	Month Ago
ANS	80.24	85.04	85.28
BLS	73.2	73.14	68.65
LLS	75.69	80.41	81.21
Mid	74.15	78.72	78.86
WTI	73.25	77.91	78.11

PRODUCTS

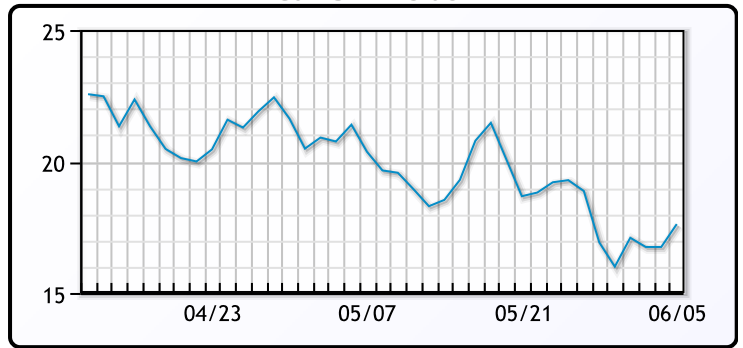
	Last	Week Ago	Month Ago
Gulf RBOB	2.2286	2.2924	2.4576
Gulf ULSD	2.2311	2.3107	2.3684
NYH RBOB	2.3636	2.4209	2.5376
NYH ULSD	2.2991	2.3717	2.4284
USGC 3%	59.6	64.48	65.39



3-2-1 Crack



Gulf 3-2-1 Crack



NGLs

MB

	Last	Week Ago	Month Ago
Butane	61.6	67.4	63.8
IsoButane	110.3	136	132
Natural Gasoline	141.8	152	153.6
Propane	67.6	73.3	69.5

CONWAY

	Last	Week Ago	Month Ago
Butane	78	83	78.8
IsoButane	129	135.5	134
Natural Gasoline	142.5	153.1	153.6
Propane	67	71	68

MB NON

	Last	Week Ago	Month Ago
Butane	81.6	87.4	81.8
IsoButane	110.3	136	132
Natural Gasoline	141.8	152	153.6
Propane	67.9	72.8	68.4

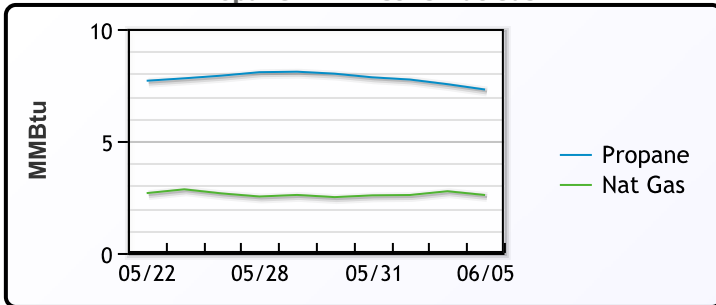
EDMONTON

	Last	Week Ago	Month Ago
Propane	43	49	45.5

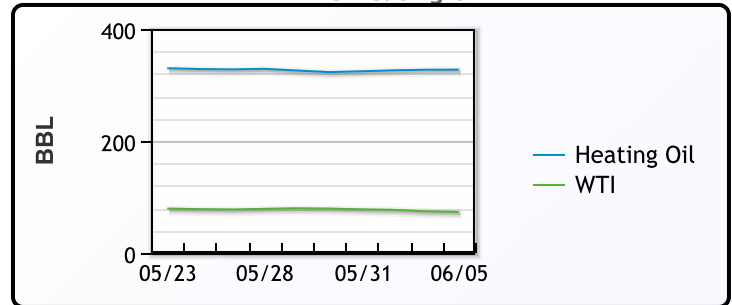
SARNIA

	Last	Week Ago	Month Ago
Propane	73	76.3	80.5

Propane MT.B Tet vs Nat Gas



WTI vs Heating Oil



FX

	Last	Change
CAD	1.3694	0
DXY	104.299	0.189
Gold	2355.32	28.31

RATES

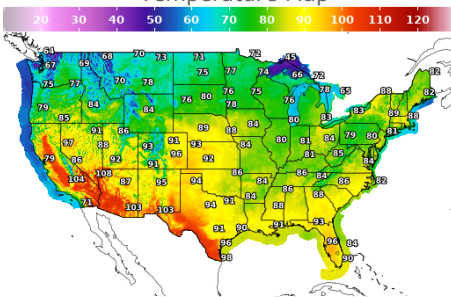
	Last	Change
US 2yr	4.7222	-0.0482
US 10yr	4.2755	-0.0504
CAN 10yr	3.384	-0.064

EQUITIES

	Last	Change
Nasdaq	17187.9	330.85
TSX	1324.48	8.255
S&P 500	5354.03	62.69

Weather Data

Temperature Map



City	HIGH °F	LOW °F
Calgary	65	40
Conway	69	51
Cushing	85	64
Denver	90	64
Houston	91	80
Mont Belvieu	89	80
Sarnia	78	65
Williston	69	55

Precipitation Map

