



# MARKET DAILY

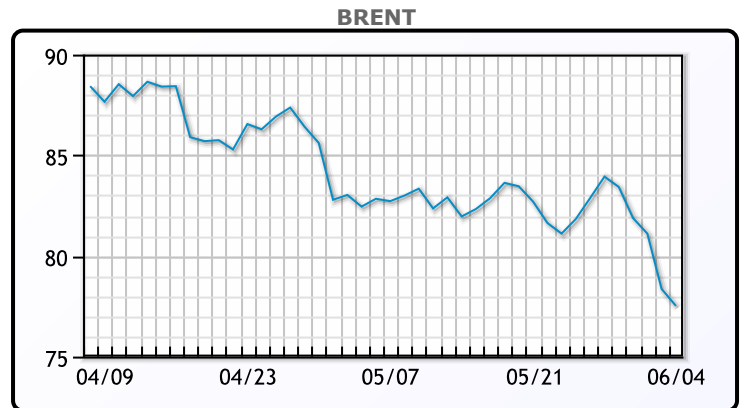
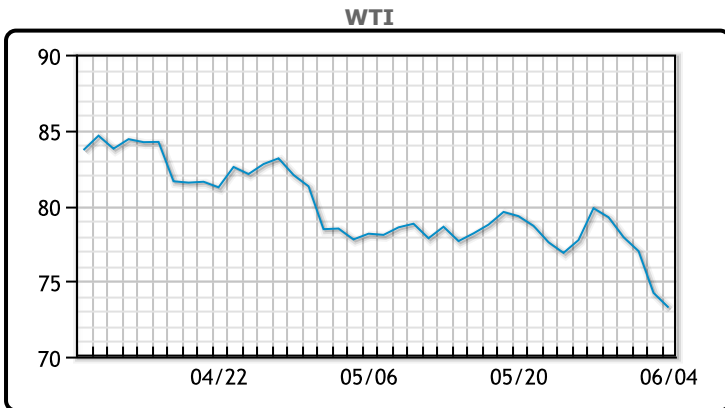
<https://www.pflpetroleum.com>  
 1865 Veterans Park Dr. Suite 303  
 Naples, Florida 34109  
 Phone: 239-390-2885  
 Fax: 239-949-0611  
 Jun 4, 2024 7:26 PM

Major Energy Futures		
	Settle	Change
Brent	77.52	-0.84
Gas Oil	703.5	-23.25
Natural Gas	2.586	-0.17
RBOB	234.95	1.39
ULSD	228.59	-1.03
WTI	73.25	-0.97

**Market Commentary**

Oil prices fell today by more than \$1/bbl as skepticism about an OPEC + decision to boost supply later this year weighed on markets. "My base case is that the market is over-reacting to the OPEC announcement," said Phil Flynn with Price Futures Group. The planned October unwinding adds jitters about oversupply in an environment where traders are already spooked about high interest rates hampering global economic activity. A steady flow of dim signals from major economies such as the U.S., China and Europe suggest that their appetite for oil may not be as healthy as hoped through the rest of the year. WTI traded down \$.97 or -1.31% to close at \$73.25. Extending losses from a four month low reached Monday, Brent traded down \$.84 or -1.07 to close at \$77.52.

## Crude & Product Markets

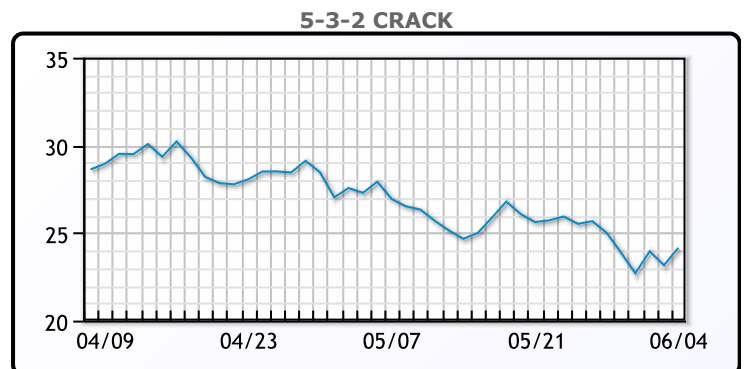
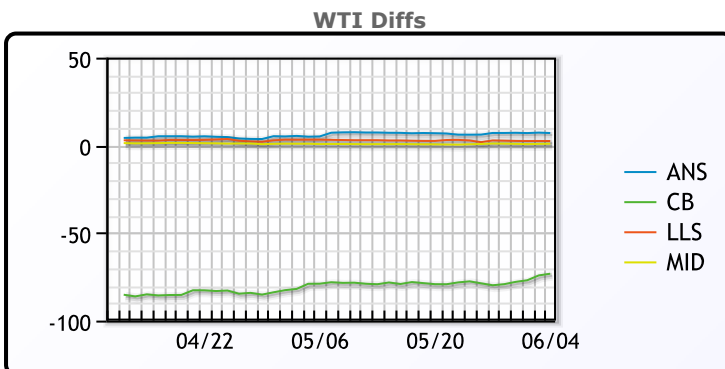


**CRUDE**

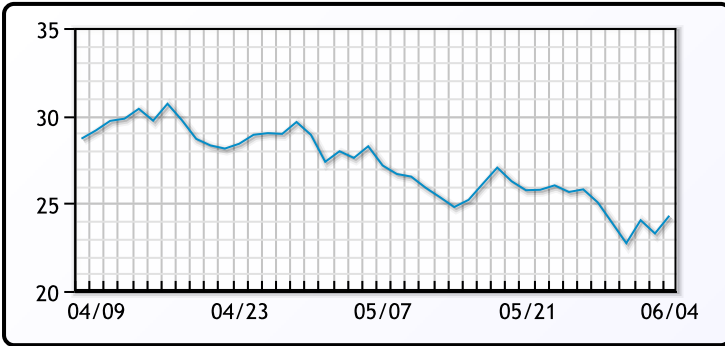
	Last	Week Ago	Month Ago
ANS	80.24	85.04	85.28
BLS	73.2	73.14	68.65
LLS	75.69	80.41	81.21
Mid	74.15	78.72	78.86
WTI	73.25	77.91	78.11

**PRODUCTS**

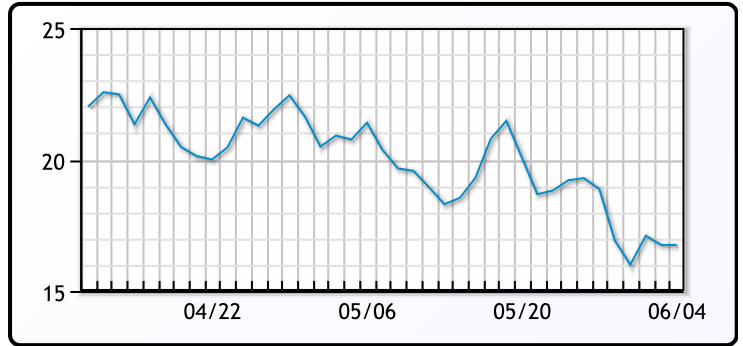
	Last	Week Ago	Month Ago
Gulf RBOB	2.2245	2.2835	2.4576
Gulf ULSD	2.2159	2.3192	2.3684
NYH RBOB	2.364	2.4046	2.5376
NYH ULSD	2.2559	2.3744	2.4284
USGC 3%	59.6	64.48	65.39



3-2-1 Crack



Gulf 3-2-1 Crack



NGLs

MB

	Last	Week Ago	Month Ago
Butane	61.5	68.1	63.8
IsoButane	121	137	132
Natural Gasoline	140.9	153.8	153.6
Propane	66.8	74.1	69.5

CONWAY

	Last	Week Ago	Month Ago
Butane	77.8	85	78.8
IsoButane	129	135	134
Natural Gasoline	142.3	155.1	153.6
Propane	66.8	71.8	68

MB NON

	Last	Week Ago	Month Ago
Butane	81.5	88.1	81.8
IsoButane	121	137	132
Natural Gasoline	140.9	153.8	153.6
Propane	67.3	73.5	68.4

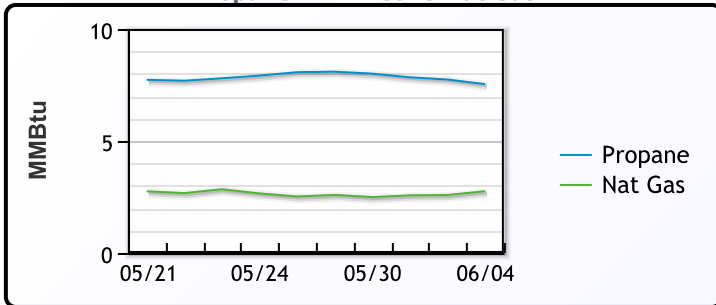
EDMONTON

	Last	Week Ago	Month Ago
Propane	42.3	49.8	45.5

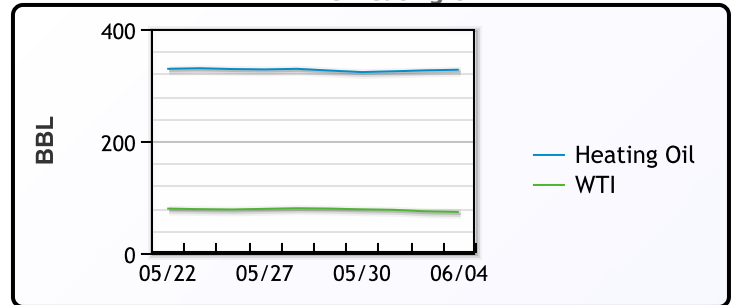
SARNIA

	Last	Week Ago	Month Ago
Propane	73	76.3	80.5

Propane MT.B Tet vs Nat Gas



WTI vs Heating Oil



FX

	Last	Change
CAD	1.3677	0.0001
DXY	104.11	-0.03
Gold	2328.06	1.05

RATES

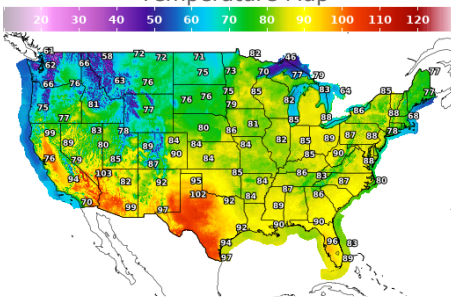
	Last	Change
US 2yr	4.7704	-0.0376
US 10yr	4.3259	-0.0625
CAN 10yr	3.448	-0.055

EQUITIES

	Last	Change
Nasdaq	16857.05	28.38
TSX	1316.225	-7.361
S&P 500	5291.34	7.94

Weather Data

Temperature Map



City	HIGH °F	LOW °F
Calgary	64	41
Conway	69	55
Cushing	82	68
Denver	83	66
Houston	93	79
Mont Belvieu	87	79
Sarnia	81	58
Williston	73	51

Precipitation Map

