



MARKET DAILY

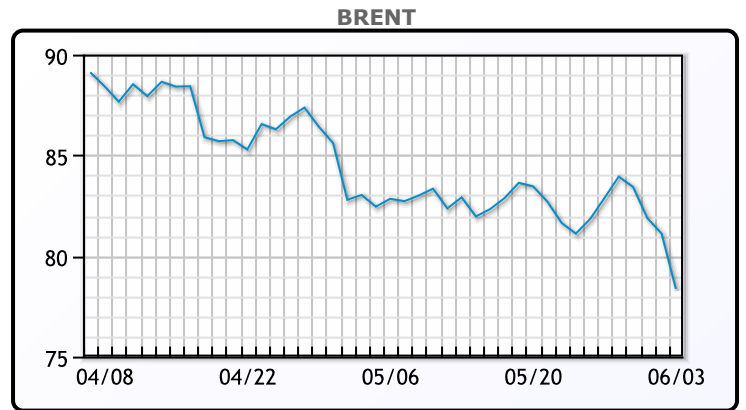
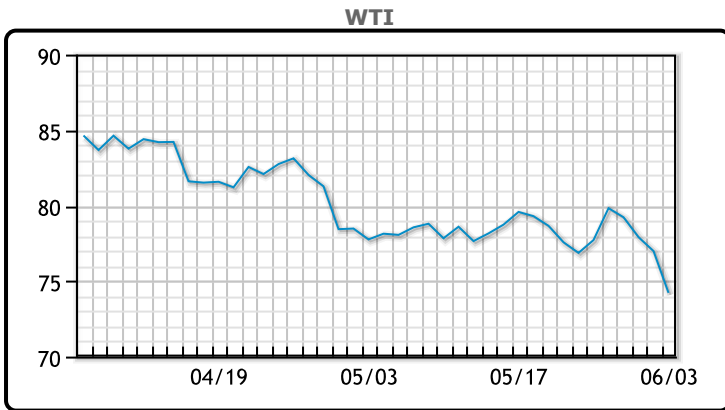
<https://www.pflpetroleum.com>
 1865 Veterans Park Dr. Suite 303
 Naples, Florida 34109
 Phone: 239-390-2885
 Fax: 239-949-0611
 Jun 3, 2024 7:19 PM

Major Energy Futures		
	Settle	Change
Brent	78.36	2.75
Gas Oil	708.5	-11
Natural Gas	2.756	0.169
RBOB	233.56	-8.18
ULSD	229.62	-8.8
WTI	74.22	2.77

Market Commentary

Oil prices were lower today trading down as investors worried that a complicated OPEC+ decision could lead to higher supplies later in the year. "The communication of a surprisingly detailed default plan to unwind extra cuts makes it harder to maintain low production if the market turns out softer than bullish OPEC expectations," Goldman Sachs analysts said. Other analysts also called the group's decision incrementally bearish for oil prices in light of high interest rates and rising output from non-OPEC producers like the United States. U.S. efforts to replenish the country's Strategic Petroleum Reserve (SPR) could provide some support for oil prices. The United States is buying another 3 million barrels for the SPR at an average price of \$77.69 a barrel, the U.S. Department of Energy said on Monday. WTI traded down \$2.77 or -3.6% to close at \$74.22. or Brent traded down \$2.75 or -3.4% to close at \$78.36.

Crude & Product Markets

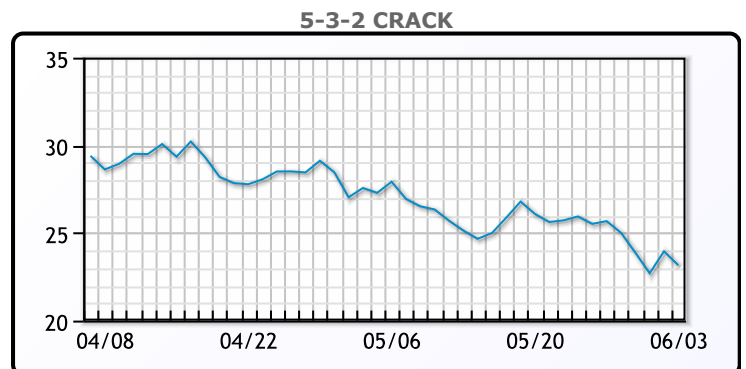
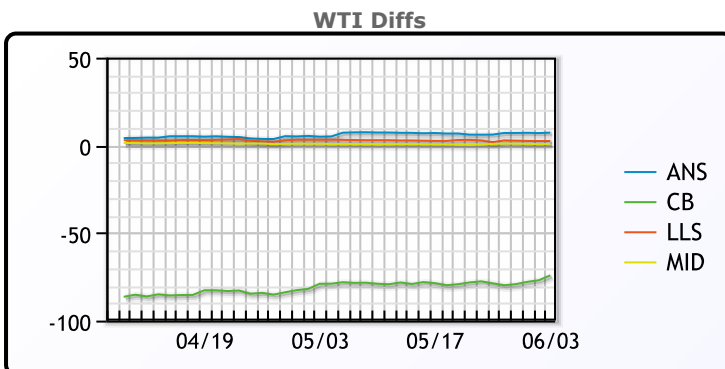


CRUDE

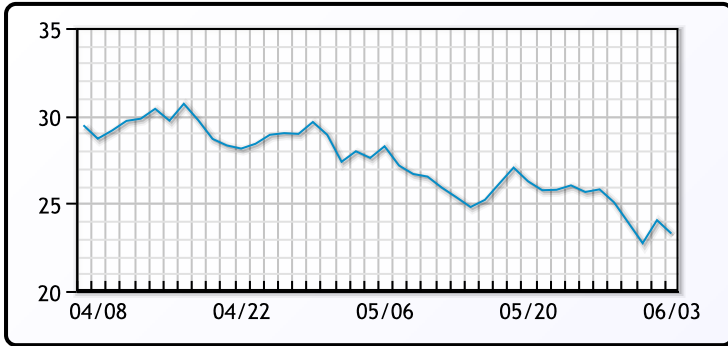
	Last	Week Ago	Month Ago
ANS	81.44	86.26	85.28
BLS	73.2	73.14	68.65
LLS	76.69	81.86	81.21
Mid	75.02	80.18	78.86
WTI	74.22	79.23	78.11

PRODUCTS

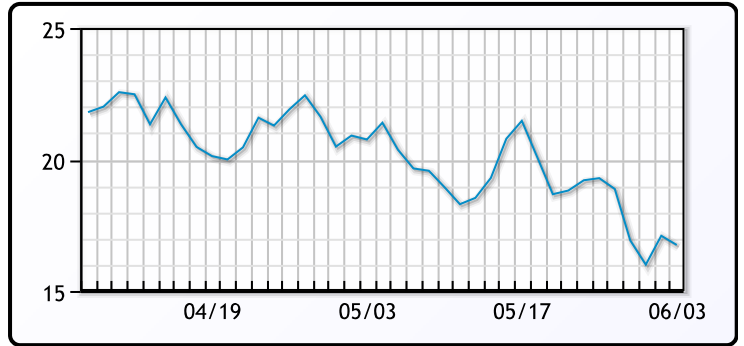
	Last	Week Ago	Month Ago
Gulf RBOB	2.2256	2.3374	2.4576
Gulf ULSD	2.2232	2.3809	2.3684
NYH RBOB	2.3456	2.4644	2.5376
NYH ULSD	2.2762	2.442	2.4284
USGC 3%	60.7	66.06	65.39



3-2-1 Crack



Gulf 3-2-1 Crack



NGLs

MB

	Last	Week Ago	Month Ago
Butane	61.5	67	63.8
IsoButane	127	138.1	132
Natural Gasoline	142.5	149.8	153.6
Propane	69	73.9	69.5

MB NON

	Last	Week Ago	Month Ago
Butane	81.5	87	81.8
IsoButane	127	138.1	132
Natural Gasoline	142.5	149.8	153.6
Propane	67.8	72.9	68.4

CONWAY

	Last	Week Ago	Month Ago
Butane	76.5	82	78.8
IsoButane	129	135	134
Natural Gasoline	144	151	153.6
Propane	66	71.3	68

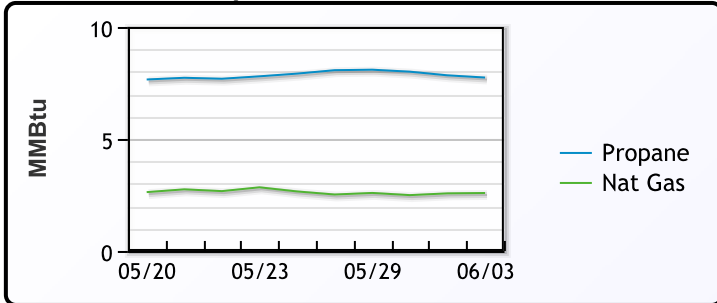
EDMONTON

	Last	Week Ago	Month Ago
Propane	41	49.3	45.5

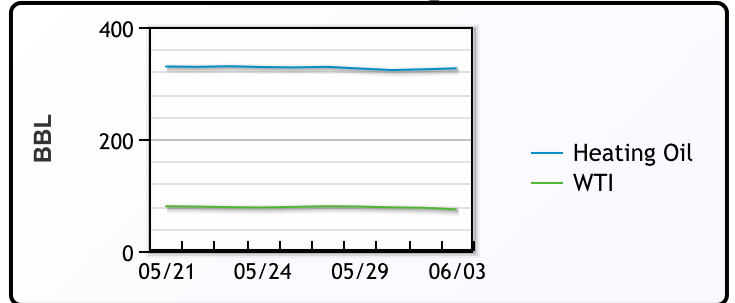
SARNIA

	Last	Week Ago	Month Ago
Propane	75.8	74.8	80.5

Propane MT.B Tet vs Nat Gas



WTI vs Heating Oil



FX

	Last	Change
CAD	1.3627	0
DXY	104.14	-0.531
Gold	2351.04	0.29

RATES

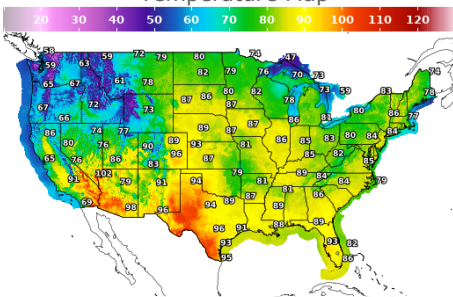
	Last	Change
US 2yr	4.808	-0.0647
US 10yr	4.3884	-0.1101
CAN 10yr	3.503	-0.126

EQUITIES

	Last	Change
Nasdaq	16828.67	93.65
TSX	1323.586	-9.564
S&P 500	5283.4	5.89

Weather Data

Temperature Map



City	HIGH °F	LOW °F
Calgary	62	48
Conway	72	53
Cushing	78	63
Denver	86	62
Houston	91	79
Mont Belvieu	86	78
Sarnia	71	53
Williston	74	55

Precipitation Map

