



# MARKET DAILY

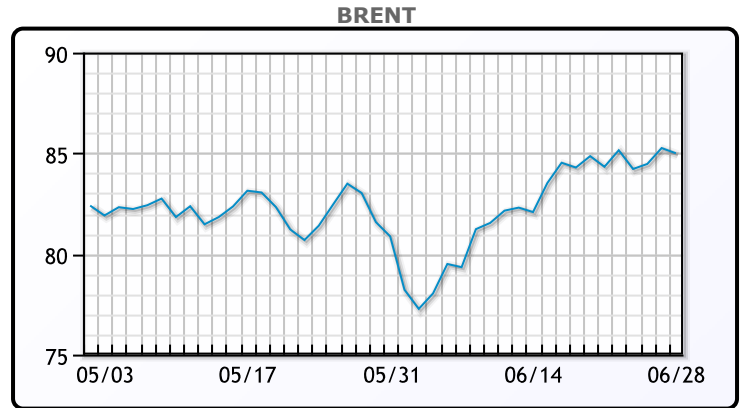
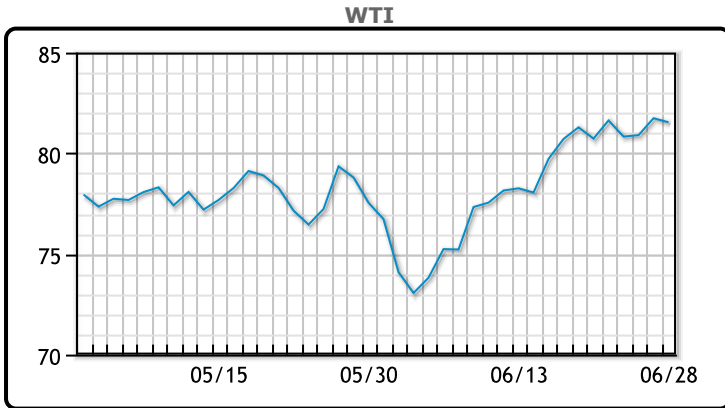
<https://www.pflpetroleum.com>  
 1865 Veterans Park Dr. Suite 303  
 Naples, Florida 34109  
 Phone: 239-390-2885  
 Fax: 239-949-0611  
 Jun 28, 2024 7:54 PM

Major Energy Futures		
	Settle	Change
Brent	86.41	0.02
Gas Oil	785.5	12.5
Natural Gas	2.601	-0.06
RBOB	250.15	0.23
ULSD	253.31	0.99
WTI	81.54	-0.20

**Market Commentary**

Oil prices were mostly flat for the day today. U.S. oil production and demand rose to a four-month high in April, despite that, demand for gasoline fell to 8.83 million barrels per day, its lowest since February, "The monthly report from the EIA suggested the gasoline demand was pretty poor," said Phil Flynn, analyst at Price Futures Group. "Those numbers didn't really inspire more buying." Analysts also said some traders took profits at the end of the second quarter after prices rallied earlier this month. The U.S. personal consumption expenditures (PCE) price index, the Fed's preferred inflation gauge, was flat in May, lifting hopes for rate cuts in September. Money managers raised their net long U.S. crude futures and options positions in the week to June 25, the U.S. Commodity Futures Trading Commission (CFTC) said. WTI traded down \$.20 or -.24% to close at \$81.54. Brent traded up \$.02 to close at \$86.41.

## Crude & Product Markets

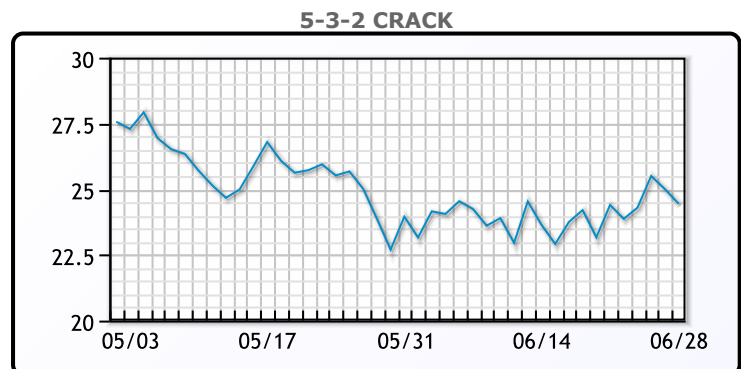
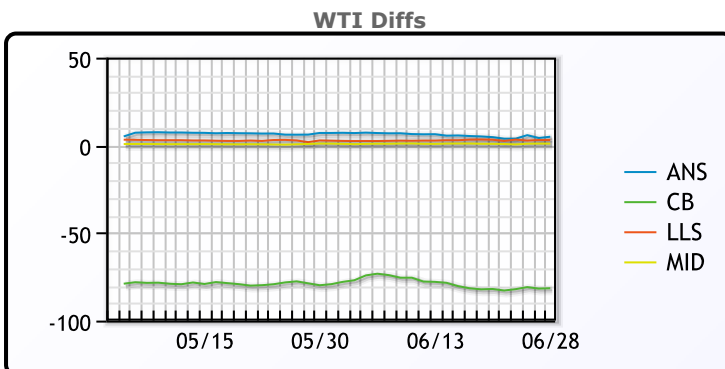


**CRUDE**

	Last	Week Ago	Month Ago
ANS	86.43	86.64	86.86
BLS	73.2	73.14	68.65
LLS	84.54	85.12	82.59
Mid	82.49	82.8	80.83
WTI	81.54	81.97	79.83

**PRODUCTS**

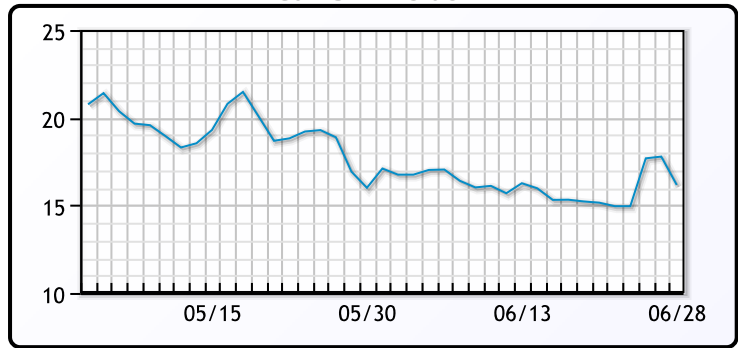
	Last	Week Ago	Month Ago
Gulf RBOB	2.3665	2.3591	2.4193
Gulf ULSD	2.4601	2.4436	2.4093
NYH RBOB	2.523	2.5212	2.504
NYH ULSD	2.5401	2.49	2.4475
USGC 3%	68.93	67.67	67.16



**3-2-1 Crack**



**Gulf 3-2-1 Crack**



**NGLs**

**MB**

	Last	Week Ago	Month Ago
Butane	89	85	73.5
IsoButane	110.5	110	134.5
Natural Gasoline	156	150.5	149.8
Propane	82.875	78.25	74.125

**CONWAY**

	Last	Week Ago	Month Ago
Butane	94	91.5	84.5
IsoButane	132	126	135.5
Natural Gasoline	156.5	155.5	155.5
Propane	79.125	74.25	71.5

**MB NON**

	Last	Week Ago	Month Ago
Butane	99	97	88.5
IsoButane	110.5	110	134.5
Natural Gasoline	155	153.25	154
Propane	82.3	79	72.9

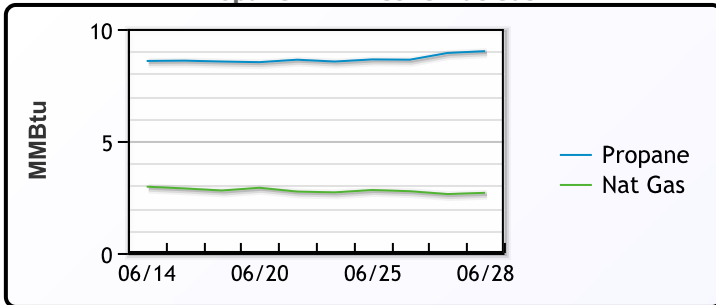
**EDMONTON**

	Last	Week Ago	Month Ago
Propane	54	52	49.3

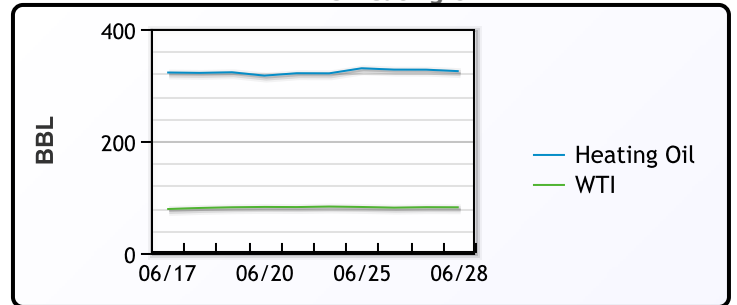
**SARNIA**

	Last	Week Ago	Month Ago
Propane	86	83	74.8

**Propane MT.B Tet vs Nat Gas**



**WTI vs Heating Oil**



**FX**

	Last	Change
CAD	1.3679	-0.0022
DXY	105.866	-0.04
Gold	2326.75	-0.98

**RATES**

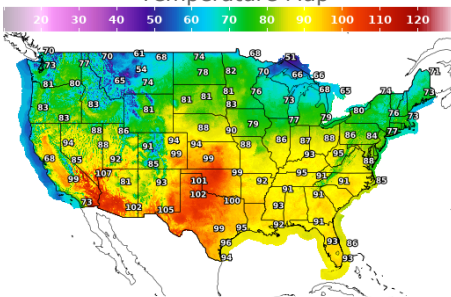
	Last	Change
US 2yr	4.7535	0.0415
US 10yr	4.3961	0.1097
CAN 10yr	3.503	0.029

**EQUITIES**

	Last	Change
Nasdaq	17732.6	-126.08
TSX	1304.8	-4.875
S&P 500	5460.48	-22.39

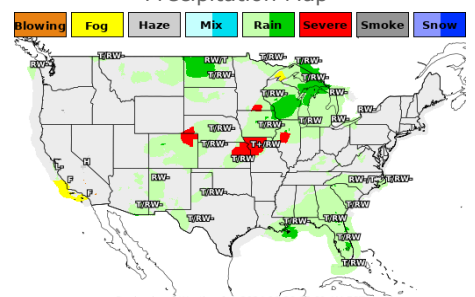
**Weather Data**

**Temperature Map**



City	HIGH °F	LOW °F
Calgary	62	49
Conway	64	54
Cushing	98	75
Denver	93	71
Houston	97	79
Mont Belvieu	91	78
Sarnia	73	53
Williston	68	55

**Precipitation Map**



This report has been prepared by PFL Petroleum Limited personnel for your information only and the views expressed are intended to provide market commentary and are not recommendations. This report is not an offer to sell or a solicitation of any offer to buy any security. The information contained herein has been compiled by PFL from sources believed to be reliable, but no representation or warranty, express or implied, is made by PFL Petroleum Limited, its affiliates or any other person as to its accuracy, completeness or correctness. Copyright 2017 PFL Petroleum Limited. All Rights Reserved