



MARKET DAILY

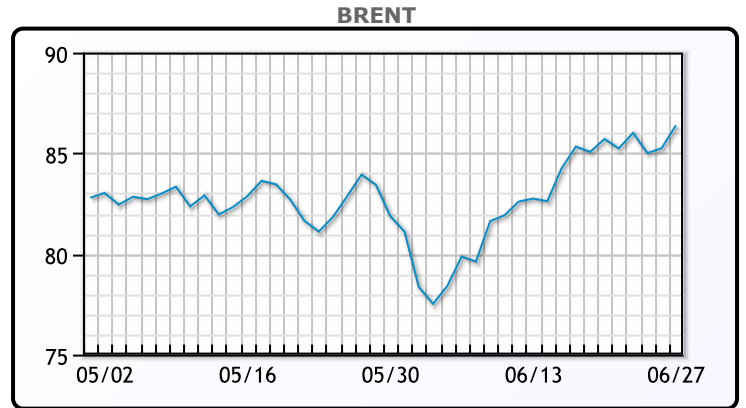
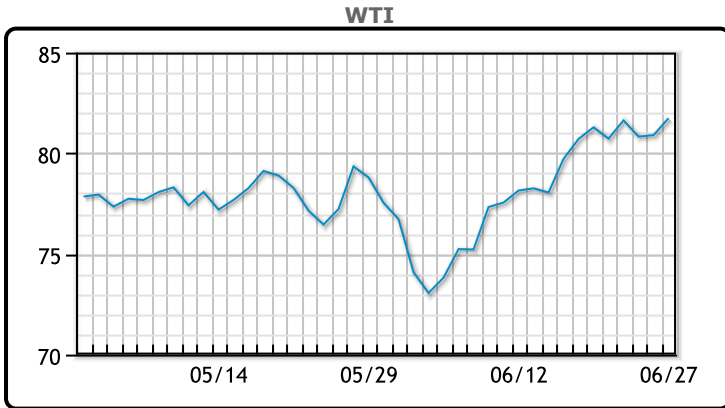
<https://www.pflpetroleum.com>
 1865 Veterans Park Dr. Suite 303
 Naples, Florida 34109
 Phone: 239-390-2885
 Fax: 239-949-0611
 Jun 27, 2024 6:57 PM

Major Energy Futures		
	Settle	Change
Brent	86.39	1.14
Gas Oil	794	-4
Natural Gas	2.685	-0.06
RBOB	254.56	0.1
ULSD	254.76	2.81
WTI	81.74	0.84

Market Commentary

Oil prices were higher today as middle east tensions continue to mount. Cross-border strains between Israel and Lebanon's Hezbollah have been escalating, fanning fears that a widening war could draw in other countries including major oil producer Iran. In Europe, Russia is considering a possible downgrade of relations with the West due to deeper involvement of the U.S. and its allies in the Ukraine war, but no decision had yet been made, the Kremlin said. U.S. gasoline stocks rose by 2.7 million barrels yesterday "We are right now at the peak of the summer driving season, approaching July 4 weekend, so for markets to be moving sideways now, then we may well even see a dip after the holiday weekend," said Tim Snyder, economist at Matador Economics. WTI traded up \$.84 or 1.04% to close at \$81.74. Brent traded up \$1.14 or 1.34% to close \$86.39.

Crude & Product Markets

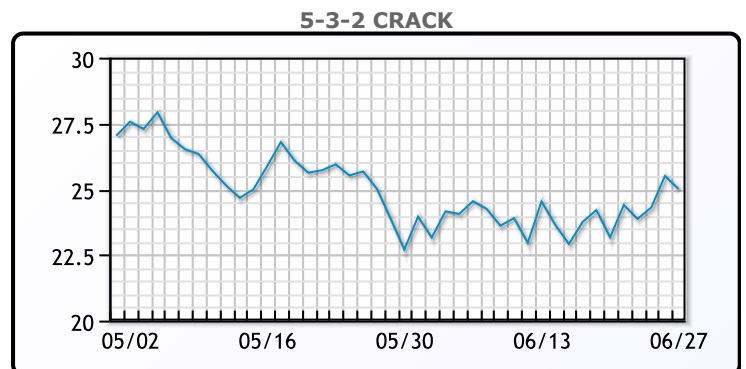
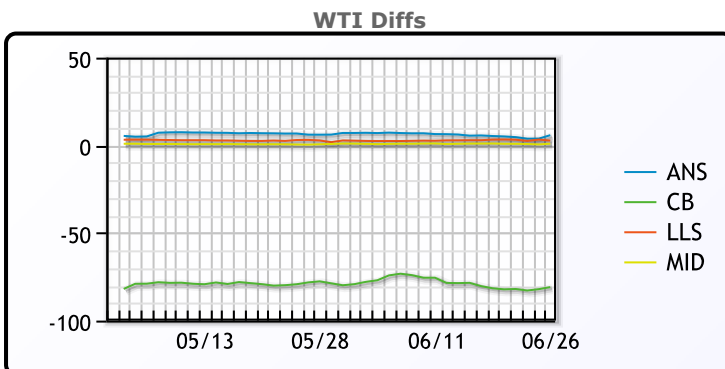


CRUDE

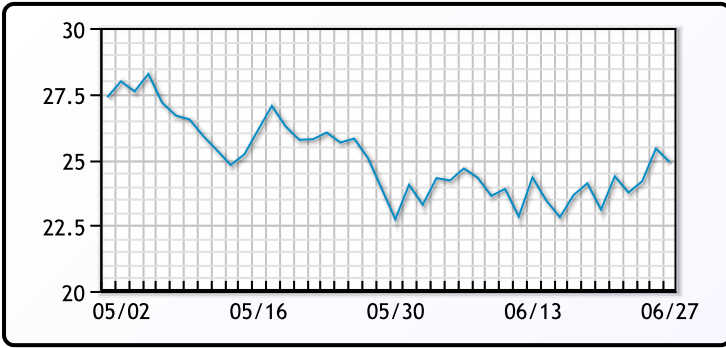
	Last	Week Ago	Month Ago
ANS	86.68	86.64	84.84
BLS	73.2	73.14	68.65
LLS	83.6	85.12	80.54
Mid	81.8	82.8	79.5
WTI	80.9	81.97	78.74

PRODUCTS

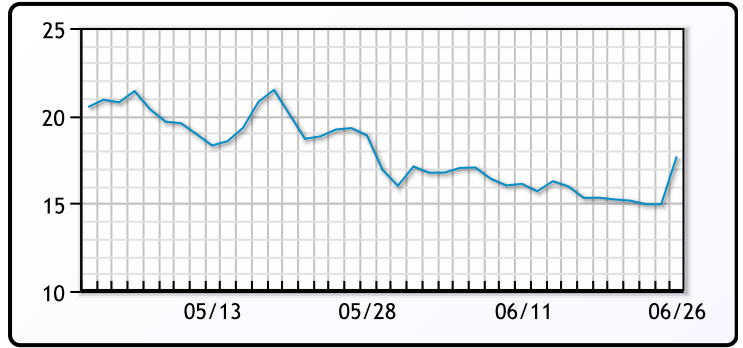
	Last	Week Ago	Month Ago
Gulf RBOB	2.3743	2.3591	2.3871
Gulf ULSD	2.4929	2.4436	2.3568
NYH RBOB	2.5516	2.5212	2.4792
NYH ULSD	2.5351	2.49	2.3961
USGC 3%	67.52	67.67	64.72



3-2-1 Crack



Gulf 3-2-1 Crack



NGLs

MB

	Last	Week Ago	Month Ago
Butane	78.5	77.1	67
IsoButane	110.8	112.7	138.1
Natural Gasoline	156	150.5	149.8
Propane	82.4	78.8	73.9

CONWAY

	Last	Week Ago	Month Ago
Butane	93.5	90.8	82
IsoButane	136	128	135
Natural Gasoline	157	157	151
Propane	79	76	71.3

MB NON

	Last	Week Ago	Month Ago
Butane	98.5	97.1	87
IsoButane	110.8	112.7	138.1
Natural Gasoline	156	155	149.8
Propane	82.3	79	72.9

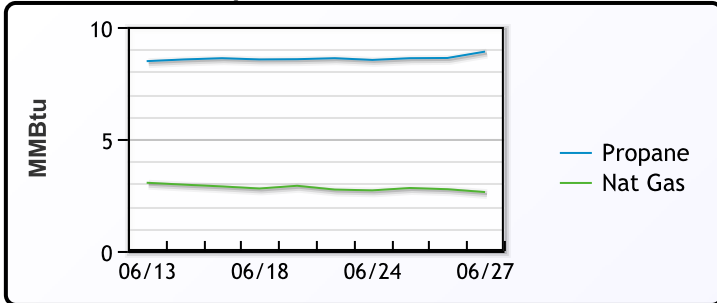
EDMONTON

	Last	Week Ago	Month Ago
Propane	54	52	49.3

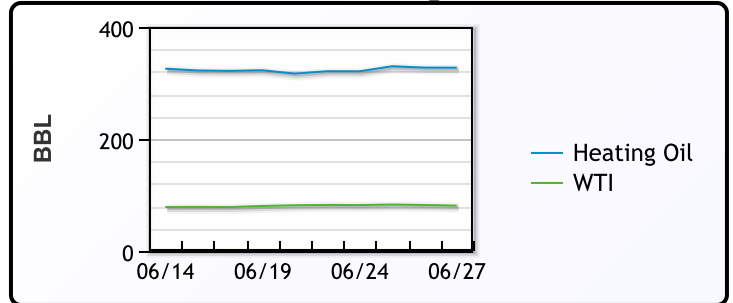
SARNIA

	Last	Week Ago	Month Ago
Propane	86	83	74.8

Propane MT.B Tet vs Nat Gas



WTI vs Heating Oil



FX

	Last	Change
CAD	1.3705	0.0004
DXY	105.906	-0.146
Gold	2326.98	-0.75

RATES

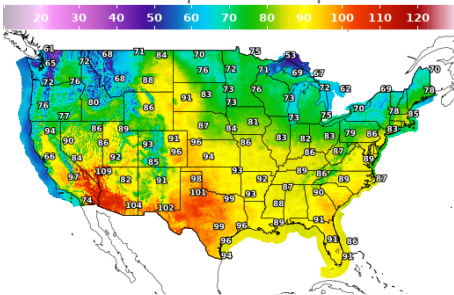
	Last	Change
US 2yr	4.712	-0.0352
US 10yr	4.2864	-0.043
CAN 10yr	3.474	-0.012

EQUITIES

	Last	Change
Nasdaq	17858.68	53.52
TSX	1309.675	7.904
S&P 500	5482.87	4.97

Weather Data

Temperature Map



City	HIGH °F	LOW °F
Calgary	58	49
Conway	71	50
Cushing	91	67
Denver	93	69
Houston	100	80
Mont Belvieu	93	77
Sarnia	65	54
Williston	76	56

Precipitation Map

