



MARKET DAILY

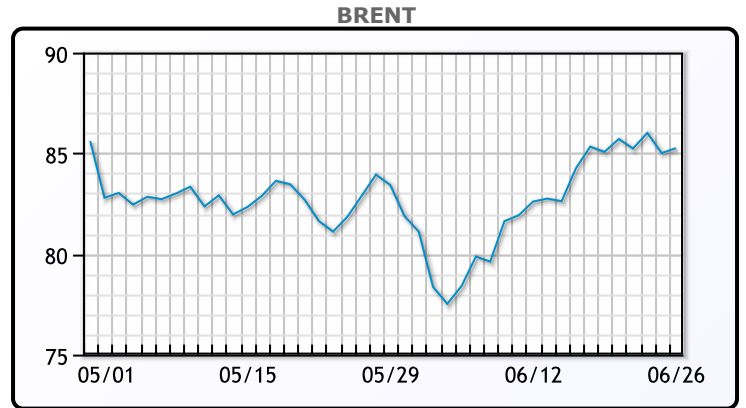
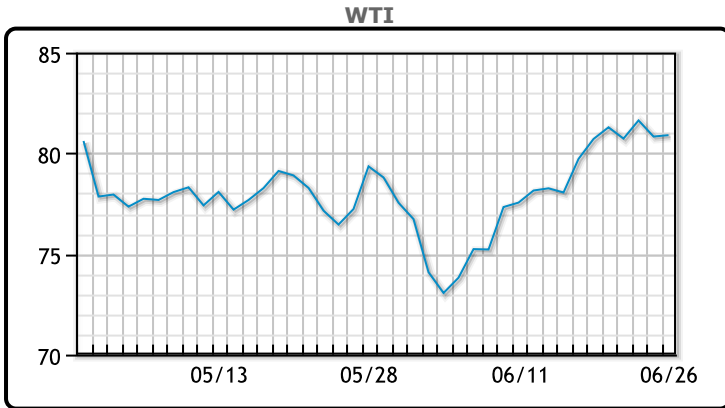
<https://www.pflpetroleum.com>
 1865 Veterans Park Dr. Suite 303
 Naples, Florida 34109
 Phone: 239-390-2885
 Fax: 239-949-0611
 Jun 26, 2024 5:54 PM

Major Energy Futures		
	Settle	Change
Brent	85.25	0.24
Gas Oil	781.5	4.25
Natural Gas	2.745	-0.085
RBOB	254.46	0.32
ULSD	253.75	-1.2
WTI	80.90	0.07

Market Commentary

Oil prices were higher today despite a surprise jump in US gasoline inventories. Tensions in the Middle East are front and center again and the market is worried about any disruptions to oil supplies. Gross border strains between Israel and Lebanon's Hezbollah have been escalating in recent weeks stoking fears of an all out war between the groups. "The geopolitical risk premium has been coming back to the market as a war between Israel and Lebanon is likely to see direct involvement of Iran, that would be a concern," Andrew Lipow of Houston-based Lipow Oil Associates said. Early in the session, oil prices fell after the U.S. Energy Information Administration (EIA) reported a 3.6 million barrel jump in the country's crude oil stocks last week, surprising analysts polled by Reuters who had expected a drawdown. WTI traded up \$.07 to close at \$80.90. Brent traded up \$.24 or .3% to close at \$85.25.

Crude & Product Markets

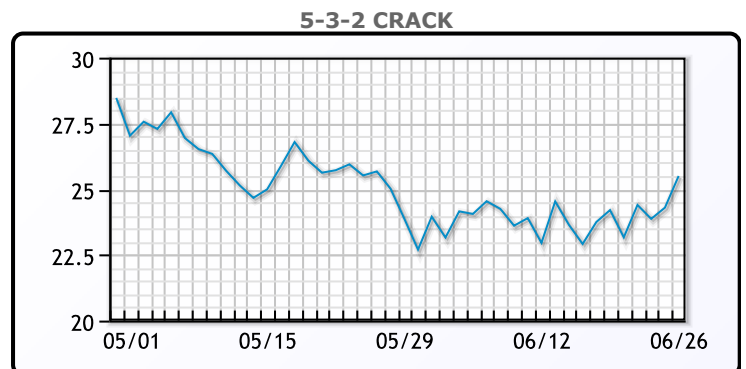
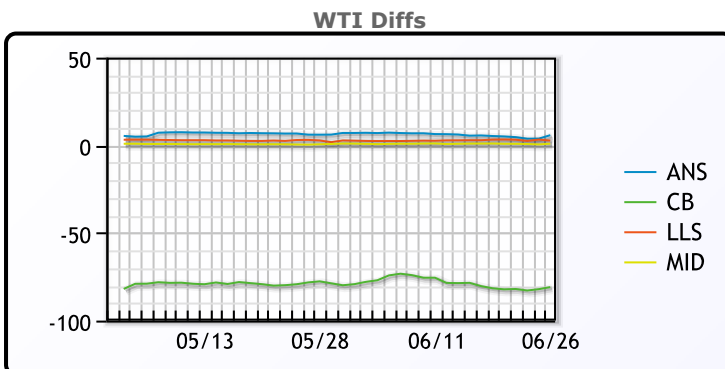


CRUDE

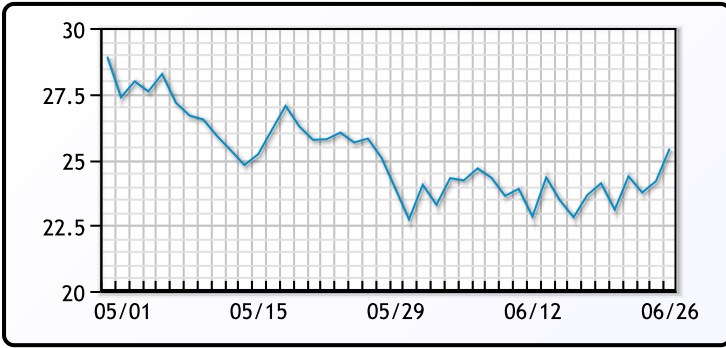
	Last	Week Ago	Month Ago
ANS	86.68	86.64	84.84
BLS	73.2	73.14	68.65
LLS	83.6	85.12	80.54
Mid	81.8	82.8	79.5
WTI	80.9	81.97	78.74

PRODUCTS

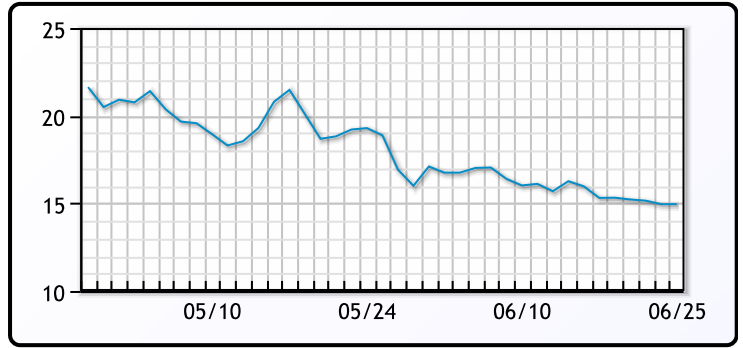
	Last	Week Ago	Month Ago
Gulf RBOB	2.377	2.3591	2.3871
Gulf ULSD	2.4805	2.4436	2.3568
NYH RBOB	2.5521	2.5212	2.4792
NYH ULSD	2.525	2.49	2.3961
USGC 3%	67.36	68.26	64.72



3-2-1 Crack



Gulf 3-2-1 Crack



NGLs

MB

	Last	Week Ago	Month Ago
Butane	57.5	74.9	67
IsoButane	108.4	113.9	138.1
Natural Gasoline	154.6	153.1	149.8
Propane	81.5	78.4	73.9

CONWAY

	Last	Week Ago	Month Ago
Butane	92.8	88.9	82
IsoButane	135	134	135
Natural Gasoline	156.8	154	151
Propane	77.8	74.6	71.3

MB NON

	Last	Week Ago	Month Ago
Butane	97.5	94.9	87
IsoButane	108.4	113.9	138.1
Natural Gasoline	154.6	153.1	149.8
Propane	82.1	78.6	72.9

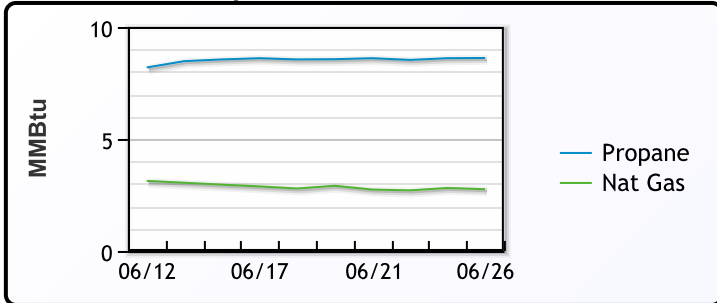
EDMONTON

	Last	Week Ago	Month Ago
Propane	52.8	50.9	49.3

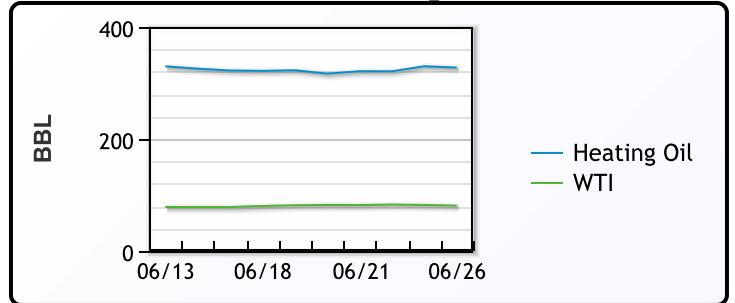
SARNIA

	Last	Week Ago	Month Ago
Propane	83.3	81.8	74.8

Propane MT.B Tet vs Nat Gas



WTI vs Heating Oil



FX

	Last	Change
CAD	1.3702	0
DXY	106.052	0.445
Gold	2298.23	-21.39

RATES

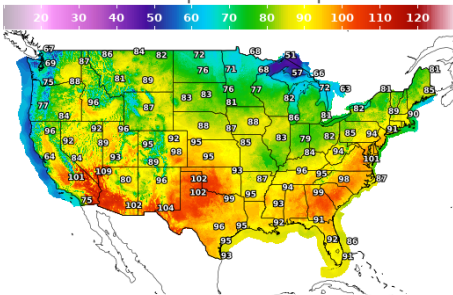
	Last	Change
US 2yr	4.7472	0.0048
US 10yr	4.3294	0.0818
CAN 10yr	3.486	0.104

EQUITIES

	Last	Change
Nasdaq	17805.16	87.51
TSX	1301.771	-0.304
S&P 500	5477.9	8.6

Weather Data

Temperature Map



City	HIGH °F	LOW °F
Calgary	70	47
Conway	68	51
Cushing	96	74
Denver	90	72
Houston	95	79
Mont Belvieu	90	79
Sarnia	77	61
Williston	74	51

Precipitation Map

