



MARKET DAILY

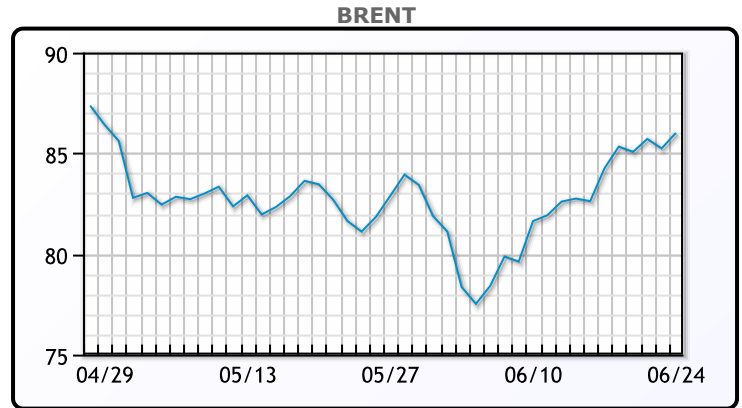
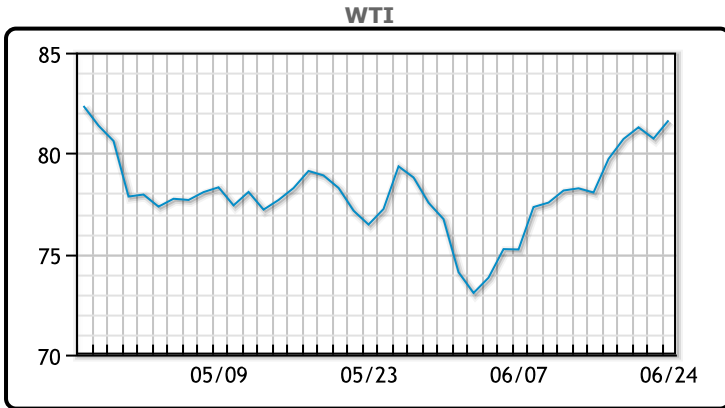
<https://www.pflpetroleum.com>
 1865 Veterans Park Dr. Suite 303
 Naples, Florida 34109
 Phone: 239-390-2885
 Fax: 239-949-0611
 Jun 25, 2024 5:53 PM

Major Energy Futures		
	Settle	Change
Brent	85.01	-1
Gas Oil	781.25	0.5
Natural Gas	2.811	0.106
RBOB	251.15	-0.22
ULSD	252.14	2.99
WTI	80.83	-0.80

Market Commentary

ComCrude oil prices fell by 1% on Tuesday due to weak U.S. consumer confidence data, raising concerns about the economic outlook and fuel demand. Brent futures for August settled at \$85.01 a barrel, down 1.2%, while U.S. crude futures settled at \$80.83, down 1%. U.S. consumer confidence decreased in June, with concerns about the economy potentially affecting gasoline demand. U.S. crude stocks increased by 914,000 barrels, while gasoline inventories rose by 3.843 million barrels and distillates fell by 1.178 million barrels, according to the American Petroleum Institute. A Fed "decision on interest rates is still mixed, and most of the crude market has priced in a quarter percent cut by September," said Dennis Kissler, senior vice president of trading at BOK Financial. Supply disruptions due to Ukrainian attacks on Russian oil infrastructure also supported oil prices, as did escalating tensions between Israel and the Iran-backed group Hezbollah. Israeli airstrikes in Gaza resulted in at least 24 Palestinian deaths, with international mediation efforts failing to secure a ceasefire. "Geopolitical pressures continue to roil the oil market from multiple fronts," said Claudio Galimberti of Rystad Energy, noting that tensions are likely to persist amid ongoing conflicts and failed ceasefire efforts.

Crude & Product Markets

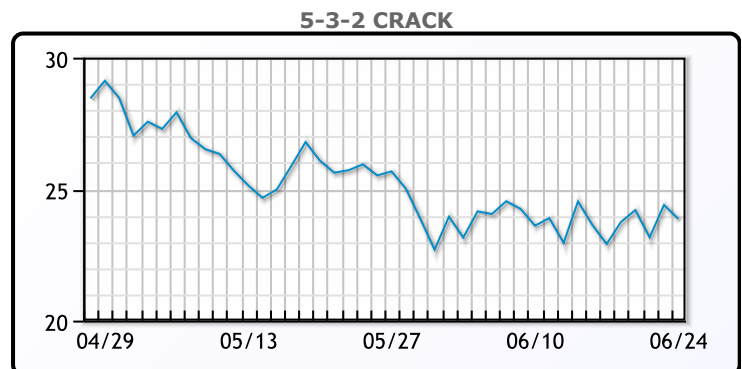
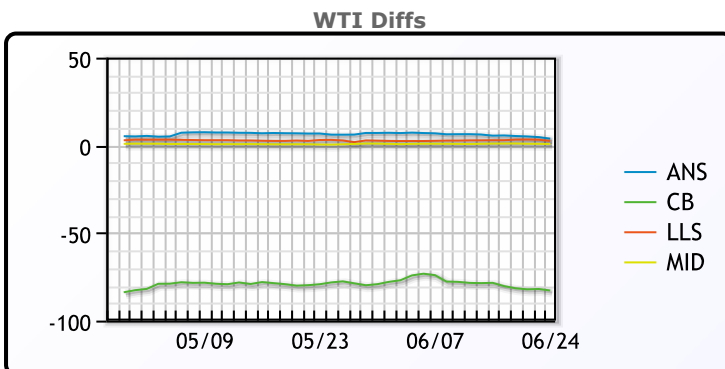


CRUDE

	Last	Week Ago	Month Ago
ANS	86.61	86.86	84.84
BLS	73.2	73.14	68.65
LLS	85.34	84.8	80.54
Mid	83.58	82.59	79.5
WTI	82.84	81.57	78.74

PRODUCTS

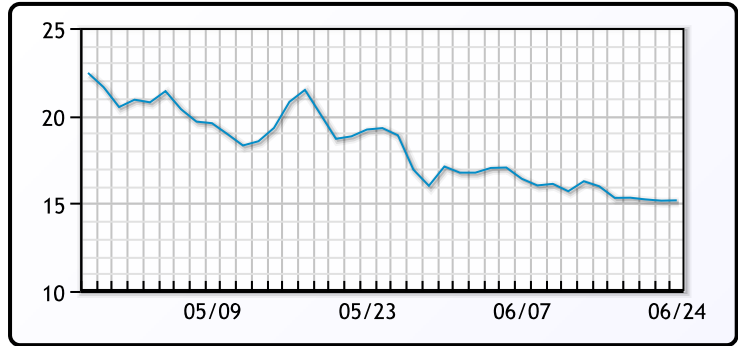
	Last	Week Ago	Month Ago
Gulf RBOB	2.3475	2.3432	2.3871
Gulf ULSD	2.4688	2.4653	2.3568
NYH RBOB	2.524	2.4907	2.4792
NYH ULSD	2.5144	2.5083	2.3961
USGC 3%	68.58	67.83	64.72



3-2-1 Crack



Gulf 3-2-1 Crack



NGLs

MB

	Last	Week Ago	Month Ago
Butane	85	82	72
IsoButane	108.5	114.25	132
Natural Gasoline	151	151.8	149.8
Propane	79.125	78.25	73.75

CONWAY

	Last	Week Ago	Month Ago
Butane	92	88.5	83
IsoButane	126.5	128.75	135
Natural Gasoline	156.5	153.5	151.5
Propane	75.25	74.5	70.75

MB NON

	Last	Week Ago	Month Ago
Butane	97	94	87
IsoButane	108.5	114.25	132
Natural Gasoline	154.75	151.5	150.5
Propane	79.1	78.8	72.9

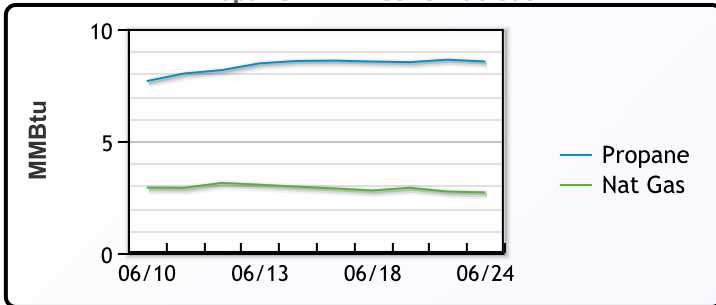
EDMONTON

	Last	Week Ago	Month Ago
Propane	50.5	51.3	49.3

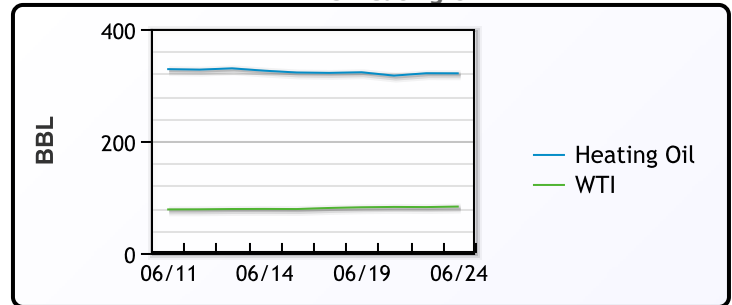
SARNIA

	Last	Week Ago	Month Ago
Propane	84	81.8	74.8

Propane MT.B Tet vs Nat Gas



WTI vs Heating Oil



FX

	Last	Change
CAD	1.3656	-0.0001
DXY	105.473	-0.323
Gold	2332.75	-1.9

RATES

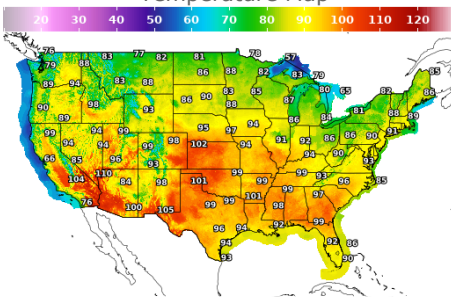
	Last	Change
US 2yr	4.7234	-0.0088
US 10yr	4.2321	-0.0233
CAN 10yr	3.332	-0.015

EQUITIES

	Last	Change
Nasdaq	17496.82	-192.54
TSX	1304.835	17.509
S&P 500	5447.87	-16.75

Weather Data

Temperature Map



City	HIGH °F	LOW °F
Calgary	68	44
Conway	76	53
Cushing	98	71
Denver	97	71
Houston	96	80
Mont Belvieu	92	78
Sarnia	78	61
Williston	80	58

Precipitation Map

