



MARKET DAILY

<https://www.pflpetroleum.com>
 1865 Veterans Park Dr. Suite 303
 Naples, Florida 34109
 Phone: 239-390-2885
 Fax: 239-949-0611
 Jun 24, 2024 6:37 PM

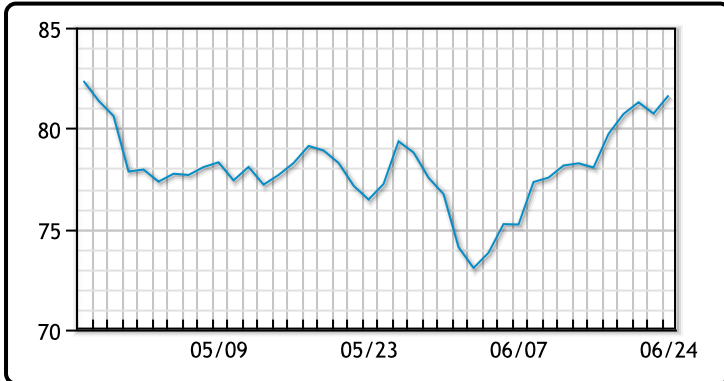
Major Energy Futures		
	Settle	Change
Brent	86.01	0.77
Gas Oil	781.25	0.5
Natural Gas	2.811	0.106
RBOB	251.15	-0.22
ULSD	252.14	2.99
WTI	81.63	0.90

Market Commentary

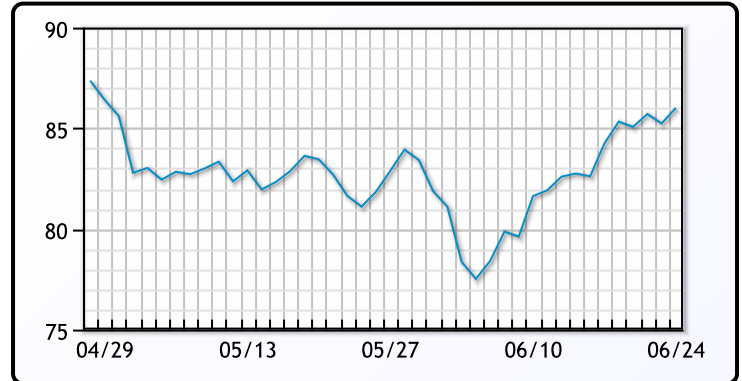
Oil prices rose 1% on Monday, driven by strong summer driving demand, geopolitical tensions in the Middle East, and Ukrainian drone attacks on Russian refineries, which heightened supply concerns. An easing U.S. dollar also supported the price increase, making oil more attractive to international buyers. Brent futures for August delivery settled at \$86.01 per barrel, while WTI crude settled at \$81.63 per barrel. Both benchmarks saw a 3% increase last week.

Crude & Product Markets

WTI



BRENT



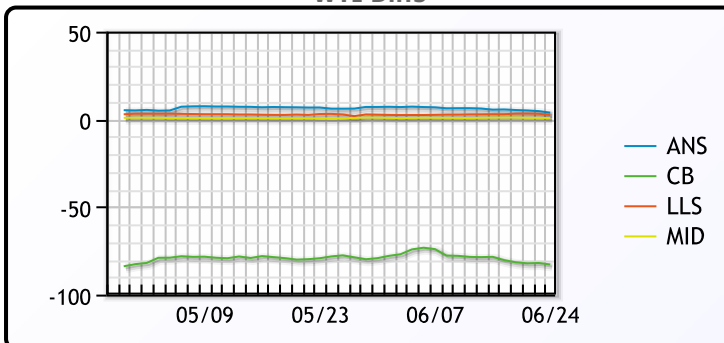
CRUDE

	Last	Week Ago	Month Ago
ANS	86.61	86.86	84.84
BLS	73.2	73.14	68.65
LLS	85.34	84.8	80.54
Mid	83.58	82.59	79.5
WTI	82.84	81.57	78.74

PRODUCTS

	Last	Week Ago	Month Ago
Gulf RBOB	2.3475	2.3432	2.3871
Gulf ULSD	2.4688	2.4653	2.3568
NYH RBOB	2.524	2.4907	2.4792
NYH ULSD	2.5144	2.5083	2.3961
USGC 3%	68.58	67.83	64.72

WTI Diffs



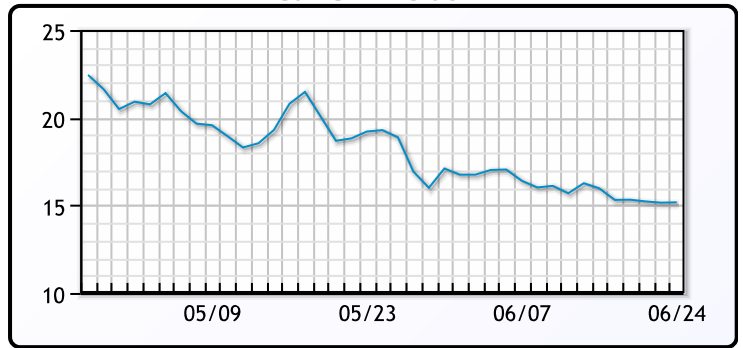
5-3-2 CRACK



3-2-1 Crack



Gulf 3-2-1 Crack



NGLs

MB

	Last	Week Ago	Month Ago
Butane	85	82	72
IsoButane	108.5	114.25	132
Natural Gasoline	151	151.8	149.8
Propane	79.125	78.25	73.75

CONWAY

	Last	Week Ago	Month Ago
Butane	92	88.5	83
IsoButane	126.5	128.75	135
Natural Gasoline	156.5	153.5	151.5
Propane	75.25	74.5	70.75

MB NON

	Last	Week Ago	Month Ago
Butane	97	94	87
IsoButane	108.5	114.25	132
Natural Gasoline	154.75	151.5	150.5
Propane	79.1	78.8	72.9

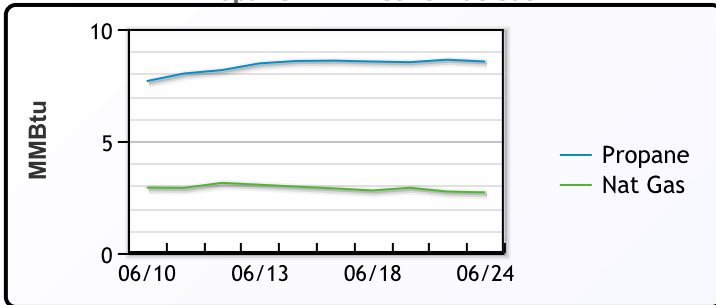
EDMONTON

	Last	Week Ago	Month Ago
Propane	50.5	51.3	49.3

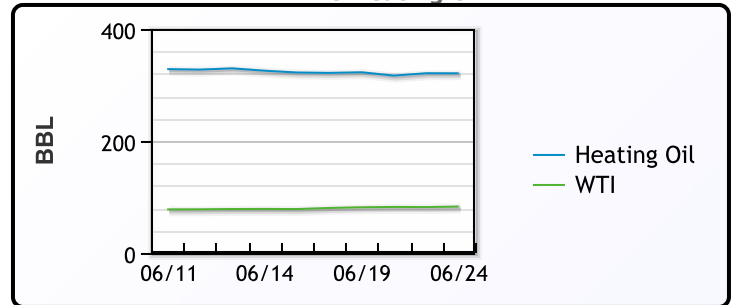
SARNIA

	Last	Week Ago	Month Ago
Propane	84	81.8	74.8

Propane MT.B Tet vs Nat Gas



WTI vs Heating Oil



FX

	Last	Change
CAD	1.3656	-0.0001
DXY	105.473	-0.323
Gold	2332.75	-1.9

RATES

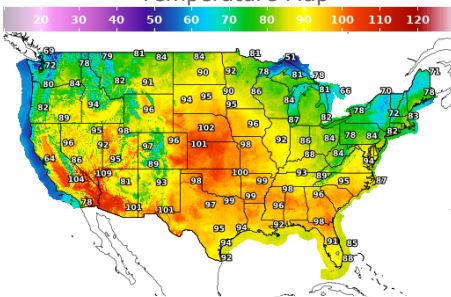
	Last	Change
US 2yr	4.7234	-0.0088
US 10yr	4.2321	-0.0233
CAN 10yr	3.332	-0.015

EQUITIES

	Last	Change
Nasdaq	17496.82	-192.54
TSX	1304.835	17.509
S&P 500	5447.87	-16.75

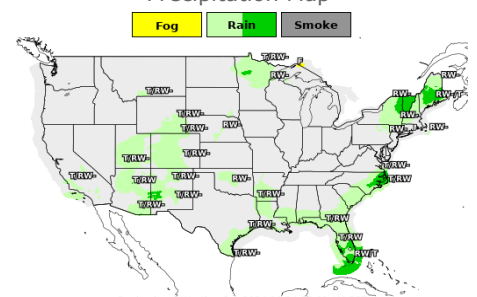
Weather Data

Temperature Map



City	HIGH °F	LOW °F
Calgary	71	45
Conway	83	54
Cushing	95	74
Denver	96	73
Houston	94	80
Mont Belvieu	91	78
Sarnia	73	57
Williston	83	66

Precipitation Map



This report has been prepared by PFL Petroleum Limited personnel for your information only and the views expressed are intended to provide market commentary and are not recommendations. This report is not an offer to sell or a solicitation of any offer to buy any security. The information contained herein has been compiled by PFL from sources believed to be reliable, but no representation or warranty, express or implied, is made by PFL Petroleum Limited, its affiliates or any other person as to its accuracy, completeness or correctness. Copyright 2017 PFL Petroleum Limited. All Rights Reserved