



MARKET DAILY

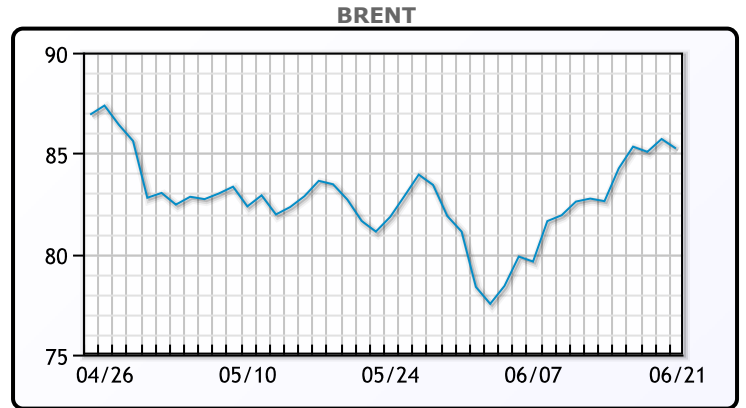
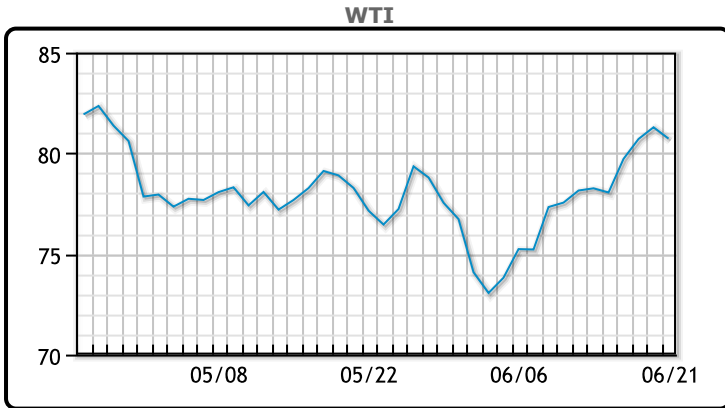
<https://www.pflpetroleum.com>
 1865 Veterans Park Dr. Suite 303
 Naples, Florida 34109
 Phone: 239-390-2885
 Fax: 239-949-0611
 Jun 21, 2024 8:13 PM

Major Energy Futures		
	Settle	Change
Brent	85.24	-0.47
Gas Oil	783.25	-8.75
Natural Gas	2.705	-0.168
RBOB	251.37	1.76
ULSD	249.15	0.37
WTI	80.73	0.56

Market Commentary

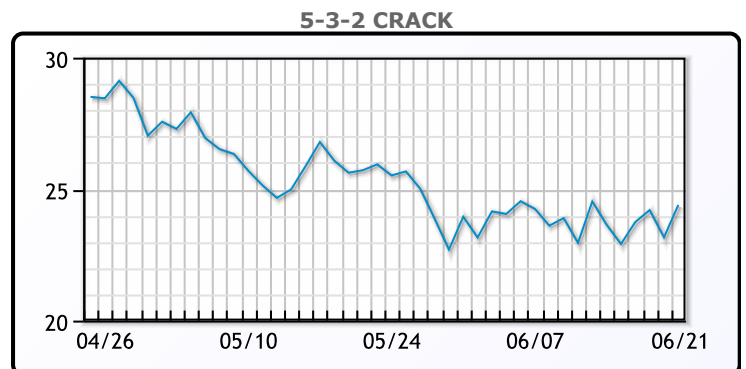
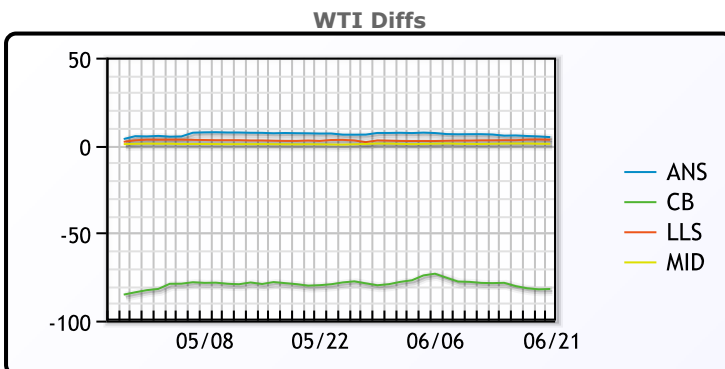
Oil prices were lower today on worries that global oil demand growth could be hit by a stronger dollar and negative economic news from some parts of the world. The dollar rose to a 7 week high today. In the world's biggest oil consumer, U.S. business activity crept up to a 26-month high in June amid a rebound in employment, but price pressures subsided considerably, offering hope that a recent slowdown in inflation was likely to be sustained. "Signs of stronger demand in Asia also boosted sentiment. Oil refineries across the region are bringing back some idled capacity after maintenance," analysts at ANZ Research said. WTI traded down \$.56 or -.7% to close at \$80.73. Brent traded down \$.47 or 0.6% to close at \$85.24.

Crude & Product Markets



CRUDE			
	Last	Week Ago	Month Ago
ANS	86.64	83.94	85.98
BLS	73.2	73.14	68.65
LLS	85.12	81.35	82.26
Mid	82.8	79.42	79.71
WTI	81.97	78.45	79.26

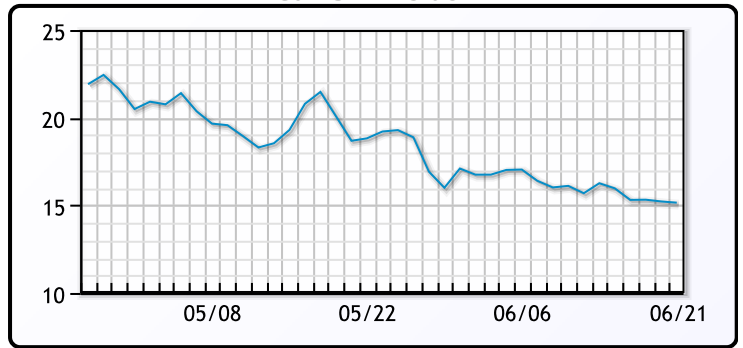
PRODUCTS			
	Last	Week Ago	Month Ago
Gulf RBOB	2.3591	2.2711	2.4042
Gulf ULSD	2.4436	2.4091	2.4013
NYH RBOB	2.5212	2.4051	2.506
NYH ULSD	2.49	2.4566	2.4498
USGC 3%	67.67	65.07	65.07



3-2-1 Crack



Gulf 3-2-1 Crack



NGLs

MB

	Last	Week Ago	Month Ago
Butane	76.8	73.9	68
IsoButane	107.3	114.9	132
Natural Gasoline	153.5	149.6	152.5
Propane	78.1	78.8	70.4

CONWAY

	Last	Week Ago	Month Ago
Butane	91	86.5	79.3
IsoButane	125.5	129	135
Natural Gasoline	157	152.3	153.1
Propane	75.5	75.3	68

MB NON

	Last	Week Ago	Month Ago
Butane	96.8	93.9	83
IsoButane	107.3	114.9	132
Natural Gasoline	153.5	149.6	152.5
Propane	78.1	79	69.3

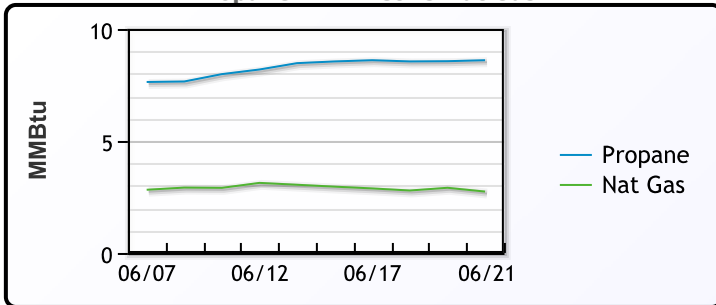
EDMONTON

	Last	Week Ago	Month Ago
Propane	51.5	51.3	46

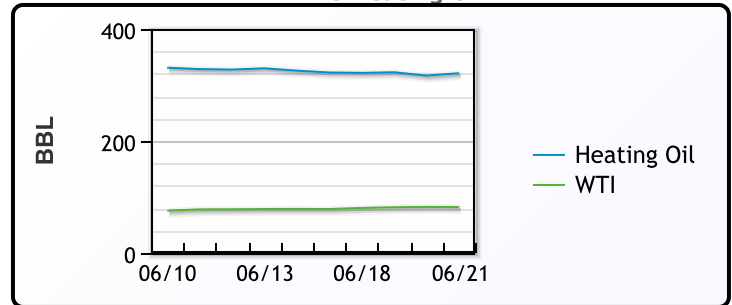
SARNIA

	Last	Week Ago	Month Ago
Propane	84	81.8	76.8

Propane MT.B Tet vs Nat Gas



WTI vs Heating Oil



FX

	Last	Change
CAD	1.3692	0.0003
DXY	105.796	0.208
Gold	2321.98	-38.11

RATES

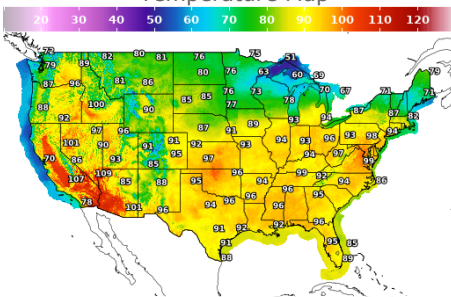
	Last	Change
US 2yr	4.7322	-0.005
US 10yr	4.2554	-0.004
CAN 10yr	3.347	0.004

EQUITIES

	Last	Change
Nasdaq	17689.36	-32.23
TSX	1287.326	-0.339
S&P 500	5464.62	-8.55

Weather Data

Temperature Map



City	HIGH °F	LOW °F
Calgary	69	44
Conway	72	55
Cushing	89	70
Denver	87	67
Houston	91	76
Mont Belvieu	88	73
Sarnia	78	63
Williston	67	55

Precipitation Map

