



MARKET DAILY

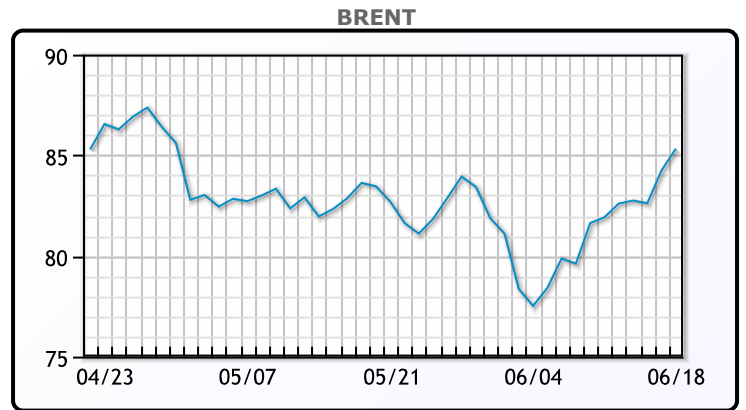
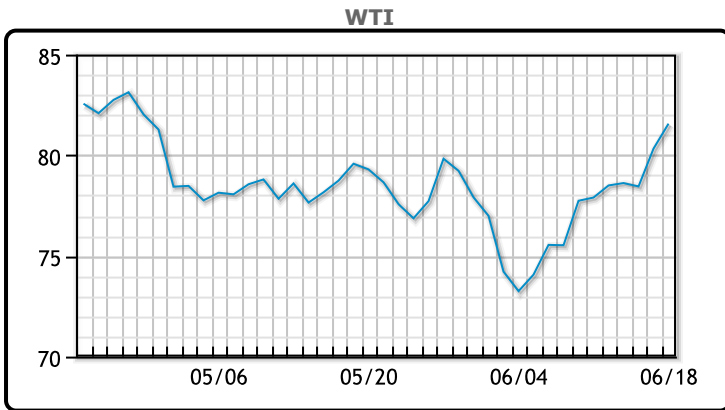
<https://www.pflpetroleum.com>
 1865 Veterans Park Dr. Suite 303
 Naples, Florida 34109
 Phone: 239-390-2885
 Fax: 239-949-0611
 Jun 18, 2024 8:30 PM

Major Energy Futures		
	Settle	Change
Brent	85.33	1.08
Gas Oil	780	12.75
Natural Gas	2.909	0.121
RBOB	248.32	3.63
ULSD	252.08	3.83
WTI	81.57	1.24

Market Commentary

Oil prices were higher today due to geopolitical risk in Europe and the Middle East. Prices rose after a Ukrainian drone strike caused a large fire in a fuel tank at an oil terminal in Russia's southern port of Azov, according to Russian officials and a Ukrainian intelligence source. "The Ukrainian attack reminds the market that Russian energy infrastructure is very much in the crosshairs, the global market needs those barrels of crude and refined products to keep prices in check," said John Kilduff, partner at Again Capital. The market is also watching U.S. stockpile data due this week for hints on the oil demand outlook during summer driving season. U.S. crude oil inventories posted a surprise build last week while gasoline stocks fell according to market sources. WTI traded up \$1.24 or 1.5% to close at \$81.57. Brent traded up \$1.08 or 1.3% to close at \$85.33.

Crude & Product Markets

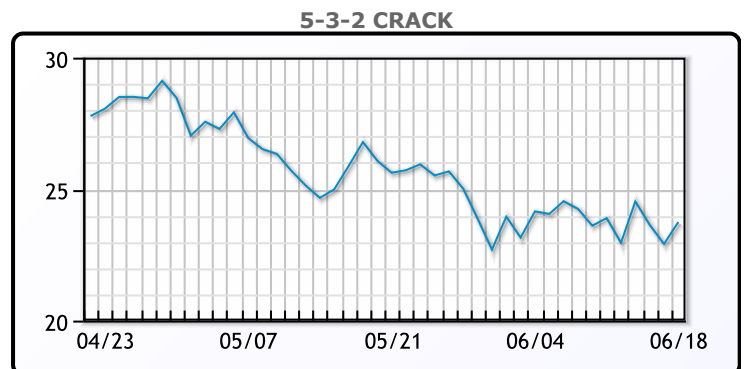
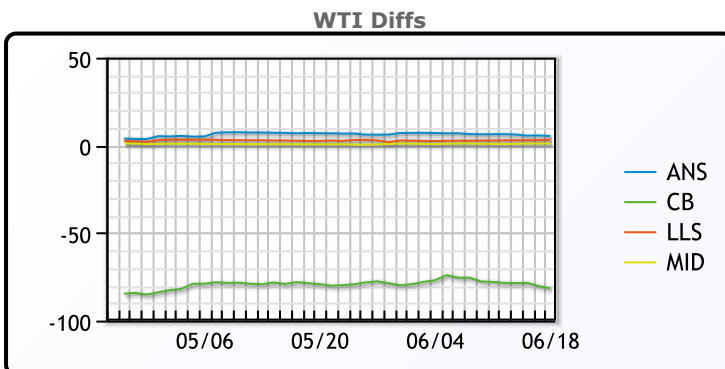


CRUDE

	Last	Week Ago	Month Ago
ANS	86.86	84.76	86.89
BLS	73.2	73.14	68.65
LLS	84.8	81.45	82.76
Mid	82.59	79.48	80.66
WTI	81.57	78.62	80.06

PRODUCTS

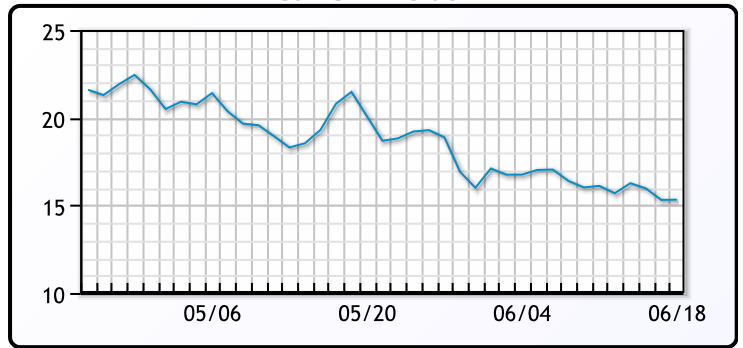
	Last	Week Ago	Month Ago
Gulf RBOB	2.3432	2.2756	2.5097
Gulf ULSD	2.4653	2.4283	2.4258
NYH RBOB	2.4907	2.4216	2.5717
NYH ULSD	2.5083	2.4693	2.4823
USGC 3%	67.99	64.76	66.53



3-2-1 Crack



Gulf 3-2-1 Crack



NGLs

MB

	Last	Week Ago	Month Ago
Butane	74.9	68.5	67.8
IsoButane	113.9	113.5	138.6
Natural Gasoline	153.1	149	153.9
Propane	78.4	75	70.1

CONWAY

	Last	Week Ago	Month Ago
Butane	88.9	83	79
IsoButane	134	129	140
Natural Gasoline	154	150	153.5
Propane	74.6	72.8	67

MB NON

	Last	Week Ago	Month Ago
Butane	94.9	88.5	82.8
IsoButane	113.9	113.5	138.6
Natural Gasoline	153.1	149	153.9
Propane	78.6	75.3	69

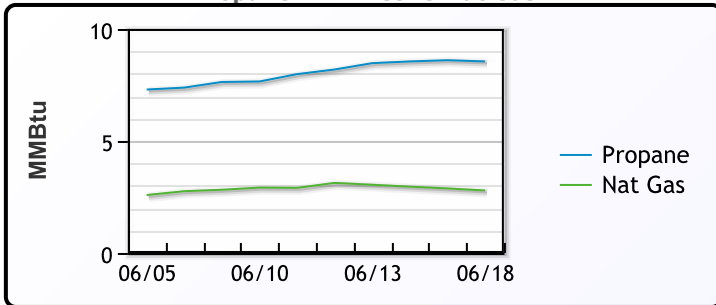
EDMONTON

	Last	Week Ago	Month Ago
Propane	50.9	49.8	44.5

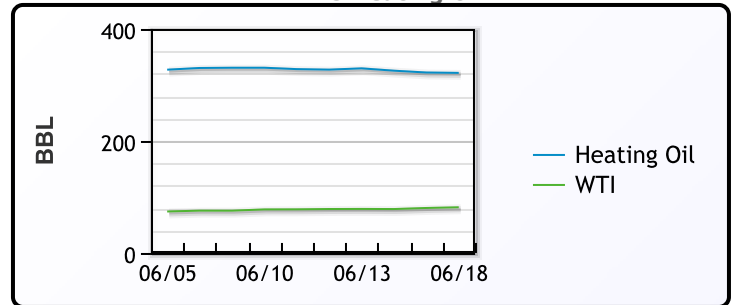
SARNIA

	Last	Week Ago	Month Ago
Propane	81.8	74.8	76.8

Propane MT.B Tet vs Nat Gas



WTI vs Heating Oil



FX

	Last	Change
CAD	1.3719	0.0001
DXY	105.283	0.027
Gold	2328.44	-1.02

RATES

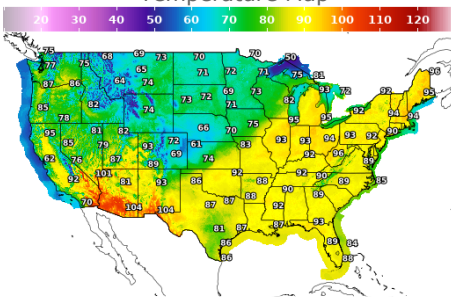
	Last	Change
US 2yr	4.712	0
US 10yr	4.2227	0
CAN 10yr	3.262	-0.052

EQUITIES

	Last	Change
Nasdaq	17862.23	5.21
TSX	1289.43	0.49
S&P 500	5487.03	13.8

Weather Data

Temperature Map



City	HIGH °F	LOW °F
Calgary	51	37
Conway	59	50
Cushing	86	73
Denver	78	59
Houston	90	79
Mont Belvieu	86	75
Sarnia	86	70
Williston	52	47

Precipitation Map

