



MARKET DAILY

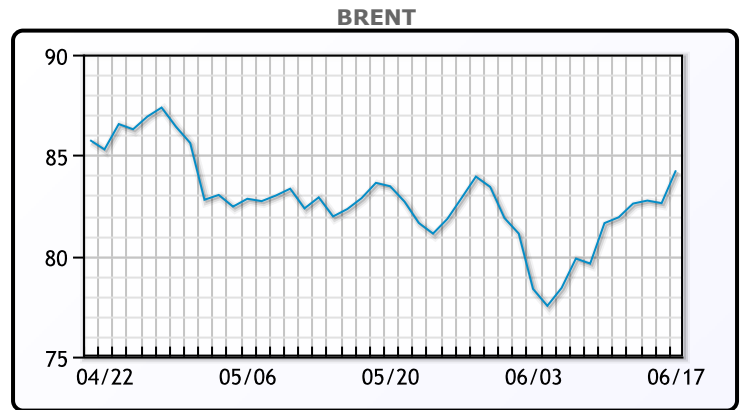
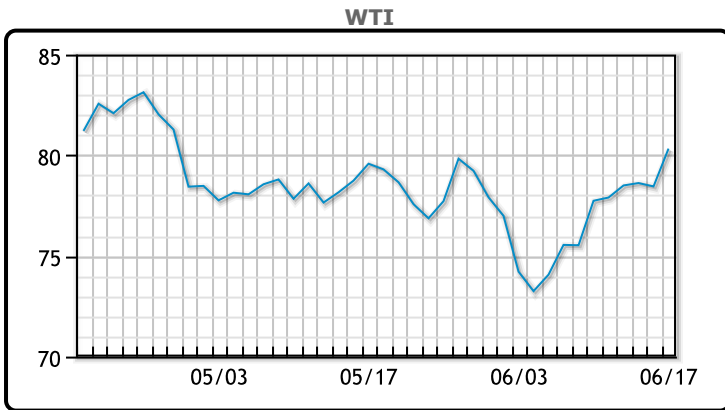
<https://www.pflpetroleum.com>
 1865 Veterans Park Dr. Suite 303
 Naples, Florida 34109
 Phone: 239-390-2885
 Fax: 239-949-0611
 Jun 17, 2024 7:18 PM

Major Energy Futures		
	Settle	Change
Brent	84.25	1.63
Gas Oil	767.25	-1.25
Natural Gas	2.788	-0.093
RBOB	244.69	4.73
ULSD	248.25	1.19
WTI	80.33	1.88

Market Commentary

Oil prices were higher today as the market grows more optimistic on oil demand outlook. Last week, both benchmarks posted their first weekly gain in four weeks after reports from the OPEC+ producer group, the International Energy Agency and U.S. Energy Information Administration raised confidence that oil demand will improve in the second half of the year and help inventories draw down. "The outlook for strong fuel demand into the coming quarter and Saudi reassurance about the October hike being subject to prevailing conditions and added focus on quota breakers to bring production down and into line all seems to be supporting," said Ole Hansen of Saxo Bank. Reassurances from OPEC+ that a plan to raise supplies from the fourth quarter of this year could be paused or reversed based on market conditions also helped prices firm. That plan, unveiled after the group's meeting on June 2, had led to a sharp selloff in prices. WTI traded up \$1.88 or 2.4% to close at \$80.33. Brent traded up \$1.63 or 2% to close at \$84.25.

Crude & Product Markets

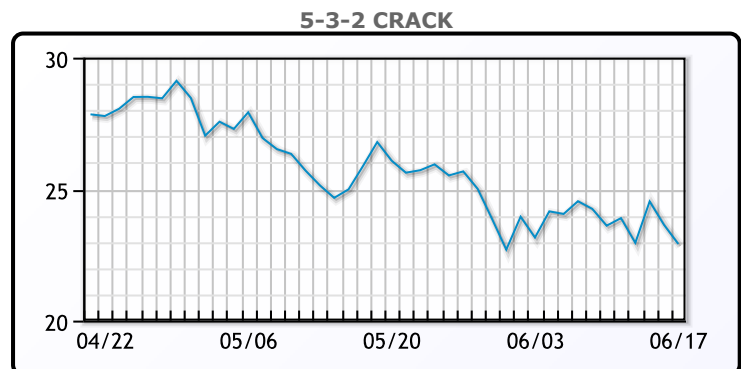
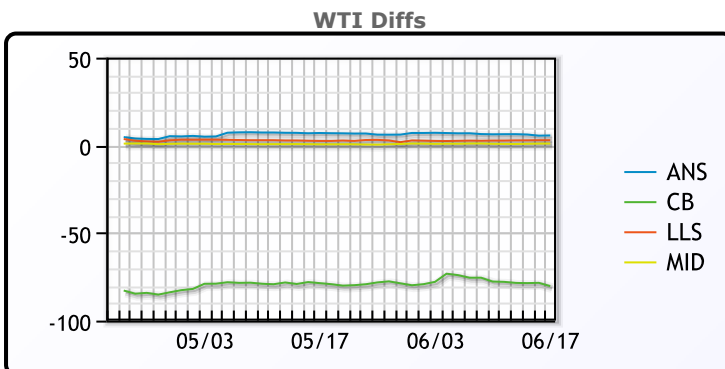


CRUDE

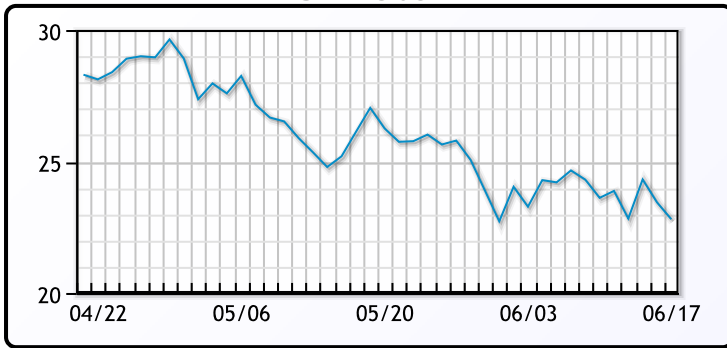
	Last	Week Ago	Month Ago
ANS	85.93	84.83	86.89
BLS	73.2	73.14	68.65
LLS	83.23	81.3	82.76
Mid	81.33	79.23	80.66
WTI	80.33	78.5	80.06

PRODUCTS

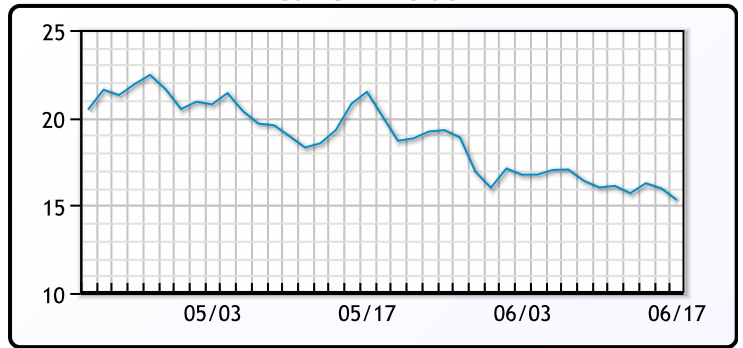
	Last	Week Ago	Month Ago
Gulf RBOB	2.3069	2.2769	2.5097
Gulf ULSD	2.425	2.3743	2.4258
NYH RBOB	2.4519	2.4004	2.5717
NYH ULSD	2.465	2.4168	2.4823
USGC 3%	66.89	65	66.53



3-2-1 Crack



Gulf 3-2-1 Crack



NGLs

MB

	Last	Week Ago	Month Ago
Butane	74.1	66.5	67.8
IsoButane	115.1	112.8	138.6
Natural Gasoline	151.8	148.1	153.9
Propane	78.3	73.1	70.1

CONWAY

	Last	Week Ago	Month Ago
Butane	88.3	81.8	79
IsoButane	129	130	140
Natural Gasoline	152.8	147	153.5
Propane	75.3	71.3	67

MB NON

	Last	Week Ago	Month Ago
Butane	94.1	86.5	82.8
IsoButane	115.1	112.8	138.6
Natural Gasoline	151.8	148.1	153.9
Propane	78.8	73.6	69

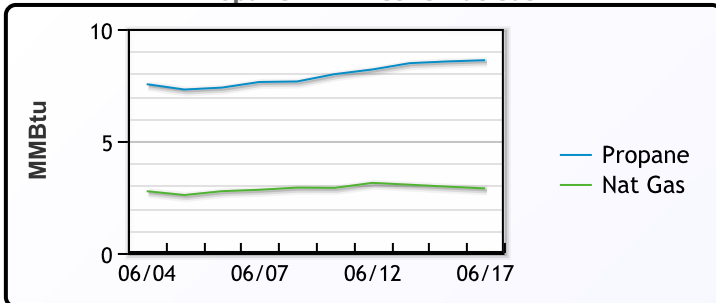
EDMONTON

	Last	Week Ago	Month Ago
Propane	51.3	47.3	44.5

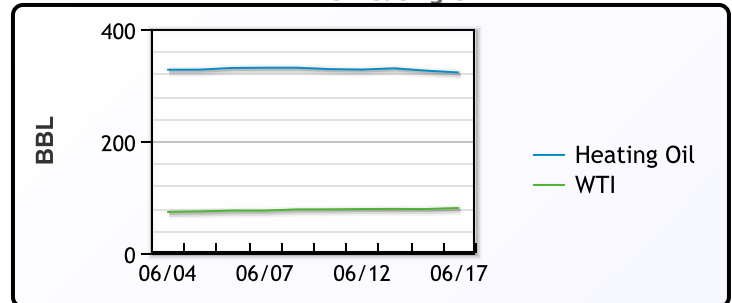
SARNIA

	Last	Week Ago	Month Ago
Propane	81.8	74.8	76.8

Propane MT.B Tet vs Nat Gas



WTI vs Heating Oil



FX

	Last	Change
CAD	1.372	-0.0004
DXY	105.32	-0.23
Gold	2319.36	0.22

RATES

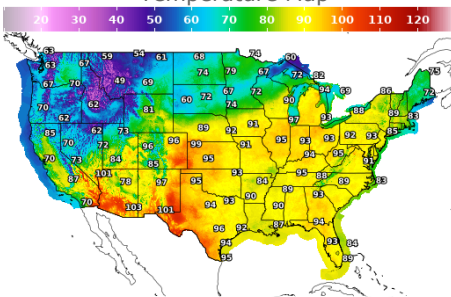
	Last	Change
US 2yr	4.7655	0.0611
US 10yr	4.2809	0.06
CAN 10yr	3.314	0.032

EQUITIES

	Last	Change
Nasdaq	17857.02	168.14
TSX	1288.94	-3.287
S&P 500	5473.23	41.63

Weather Data

Temperature Map



City	HIGH °F	LOW °F
Calgary	51	40
Conway	69	49
Cushing	89	71
Denver	95	65
Houston	93	80
Mont Belvieu	90	78
Sarnia	87	63
Williston	60	49

Precipitation Map

