



MARKET DAILY

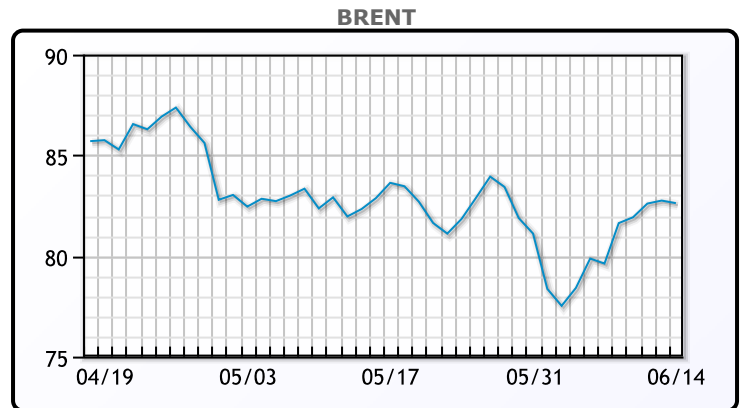
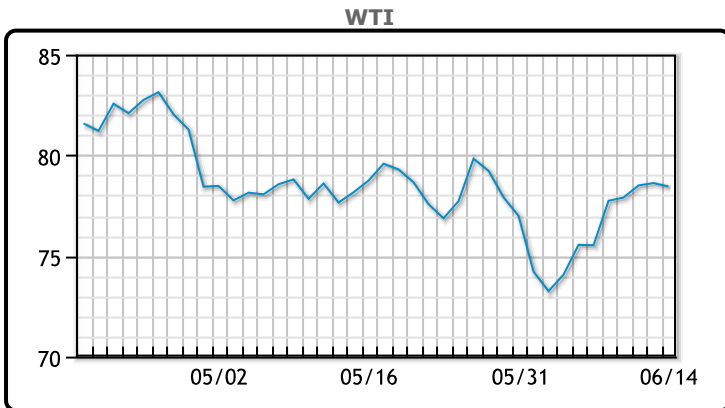
<https://www.pflpetroleum.com>
 1865 Veterans Park Dr. Suite 303
 Naples, Florida 34109
 Phone: 239-390-2885
 Fax: 239-949-0611
 Jun 14, 2024 6:07 PM

Major Energy Futures		
	Settle	Change
Brent	82.62	-0.13
Gas Oil	762.25	15.75
Natural Gas	2.881	-0.086
RBOB	239.96	2.12
ULSD	247.06	4.6
WTI	78.45	-0.17

Market Commentary

Oil futures prices settled slightly lower on Friday after a survey showed deteriorating U.S. consumer sentiment, but prices rose 4% week over week as investors weighed forecasts for solid demand for crude oil and fuel in 2024. West Texas Intermediate (WTI) U.S. crude futures were down 17 cents closing at \$78.54 per barrel. The U.S. Energy Information Administration (EIA) upgraded its oil demand growth estimate for 2024 slightly, and the Organization of the Petroleum Exporting Countries (OPEC) stuck to a forecast for relatively strong growth of 2.2 million barrels a day (bpd). Also this week, the U.S. Federal Reserve kept interest rates on hold, and investors believe rate cuts are unlikely before December.

Crude & Product Markets

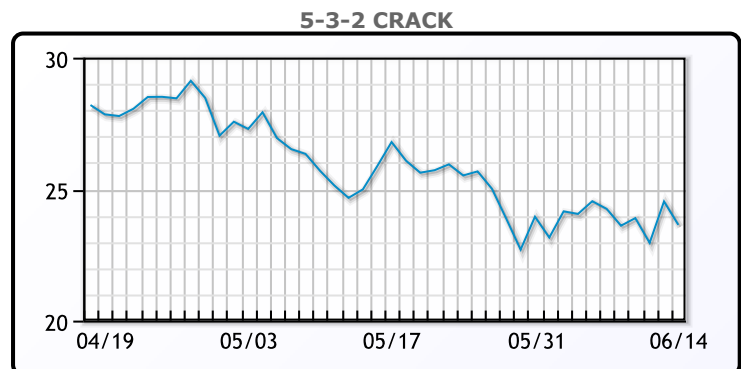
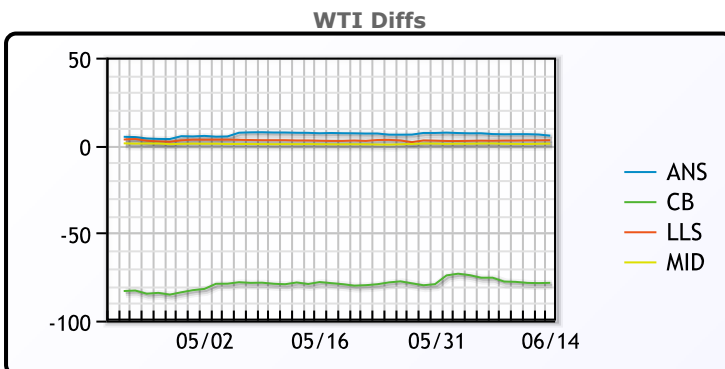


CRUDE

	Last	Week Ago	Month Ago
ANS	83.94	81.93	84.87
BLS	73.2	73.14	68.65
LLS	81.35	78.13	80.62
Mid	79.42	76.57	78.65
WTI	78.45	75.53	78.02

PRODUCTS

	Last	Week Ago	Month Ago
Gulf RBOB	2.2711	2.2351	2.3686
Gulf ULSD	2.4091	2.2822	2.346
NYH RBOB	2.4051	2.3951	2.4566
NYH ULSD	2.4566	2.3292	2.4185
USGC 3%	65.07	61.92	65.31



3-2-1 Crack



Gulf 3-2-1 Crack



NGLs

MB

	Last	Week Ago	Month Ago
Butane	82	72.25	71.25
IsoButane	114	109	138
Natural Gasoline	149.6	143.5	147
Propane	78.625	70.25	69.625

CONWAY

	Last	Week Ago	Month Ago
Butane	86.75	81	76.5
IsoButane	129	126	140.5
Natural Gasoline	152	144.75	147
Propane	75	69	67.5

MB NON

	Last	Week Ago	Month Ago
Butane	94	84.25	81.25
IsoButane	114	109	138
Natural Gasoline	150	144	146.5
Propane	79	70.3	68.4

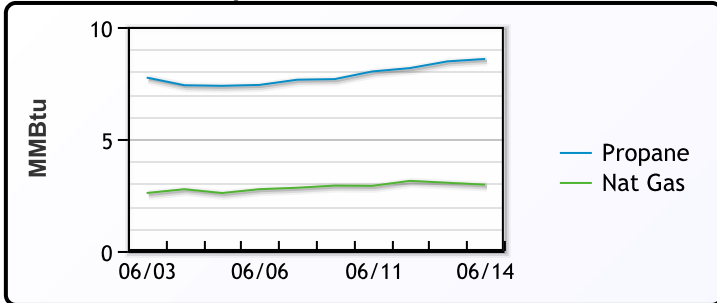
EDMONTON

	Last	Week Ago	Month Ago
Propane	51.3	45	44.5

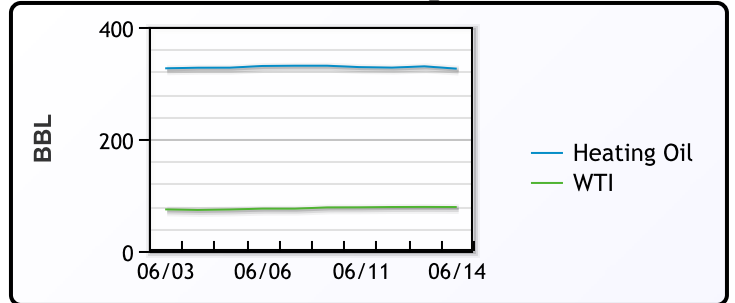
SARNIA

	Last	Week Ago	Month Ago
Propane	81.8	74.8	77.3

Propane MT.B Tet vs Nat Gas



WTI vs Heating Oil



FX

	Last	Change
CAD	1.3734	-0.0009
DXY	105.518	0.322
Gold	2333.04	28.83

RATES

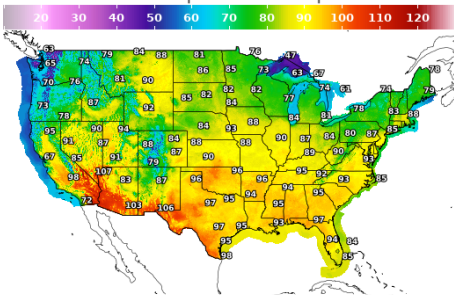
	Last	Change
US 2yr	4.7044	0.0075
US 10yr	4.2209	-0.0233
CAN 10yr	3.282	-0.045

EQUITIES

	Last	Change
Nasdaq	17688.88	21.32
TSX	1292.227	-2.987
S&P 500	5431.6	-2.14

Weather Data

Temperature Map



City	HIGH °F	LOW °F
Calgary	77	51
Conway	79	53
Cushing	95	69
Denver	81	64
Houston	95	78
Mont Belvieu	93	74
Sarnia	66	55
Williston	82	53

Precipitation Map

