



MARKET DAILY

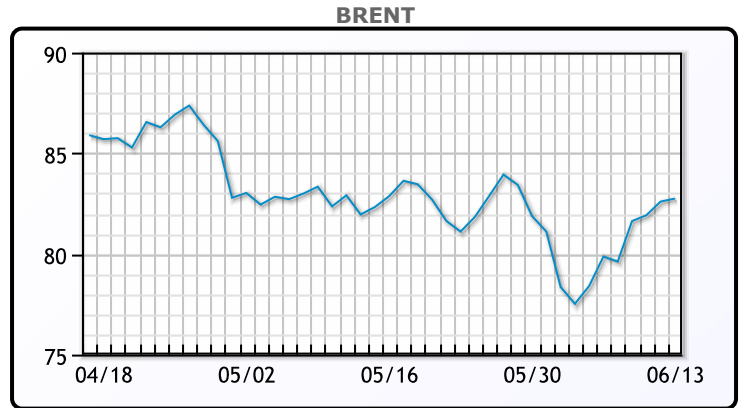
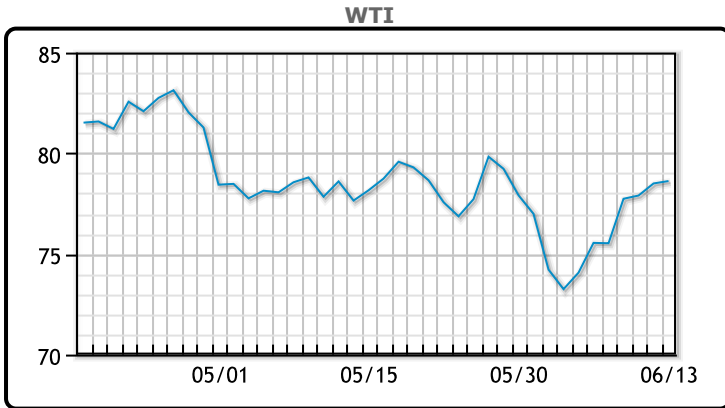
<https://www.pflpetroleum.com>
 1865 Veterans Park Dr. Suite 303
 Naples, Florida 34109
 Phone: 239-390-2885
 Fax: 239-949-0611
 Jun 13, 2024 7:23 PM

Major Energy Futures		
	Settle	Change
Brent	82.75	0.15
Gas Oil	763.5	1.25
Natural Gas	2.959	-0.086
RBOB	241.56	2.12
ULSD	248.68	4.6
WTI	77.84	-0.79

Market Commentary

West Texas Intermediate (WTI) U.S. crude futures lost 79 per cents per barrel, or 1%, to close at \$77.84 a barrel, reversing small gains in the previous session. Oil prices rallied after the Organization of Petroleum Exporting Countries (OPEC) stuck to a forecast for relatively strong growth in global oil demand for 2024 and Goldman Sachs projected solid U.S. fuel demand this summer. Russia pledged to meet its output obligations under the OPEC+ pact, after saying it exceeded its quota in May. The U.S. Federal Reserve held interest rates steady and pushed out the start of rate cuts to as late as December.

Crude & Product Markets

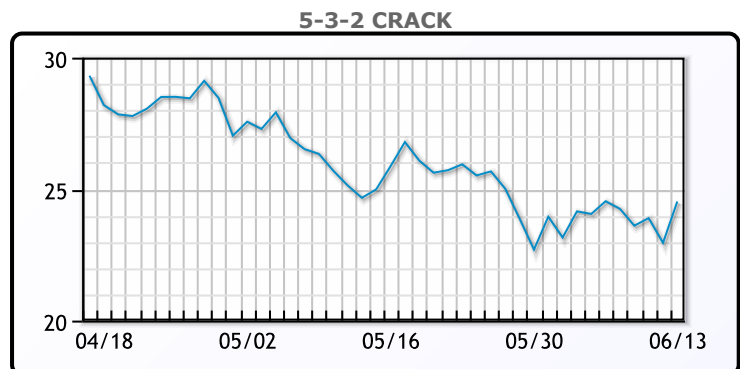
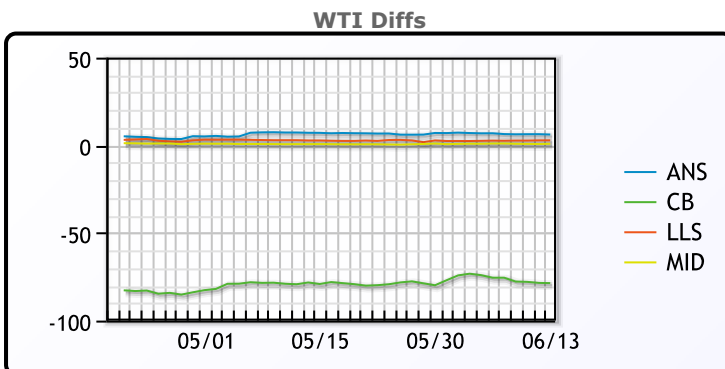


CRUDE

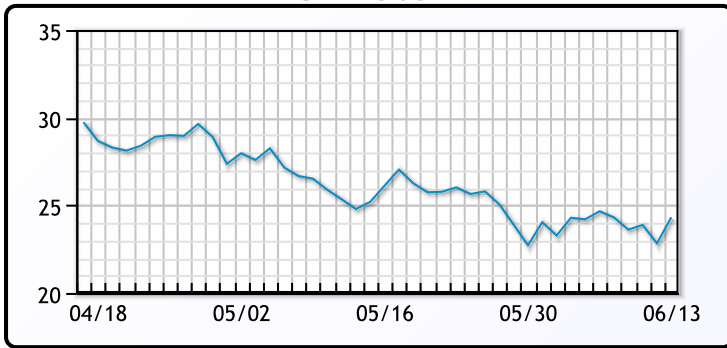
	Last	Week Ago	Month Ago
ANS	84.76	81.93	86.21
BLS	73.2	73.14	68.65
LLS	81.45	78.13	81.85
Mid	79.48	76.57	79.82
WTI	78.62	75.53	79.12

PRODUCTS

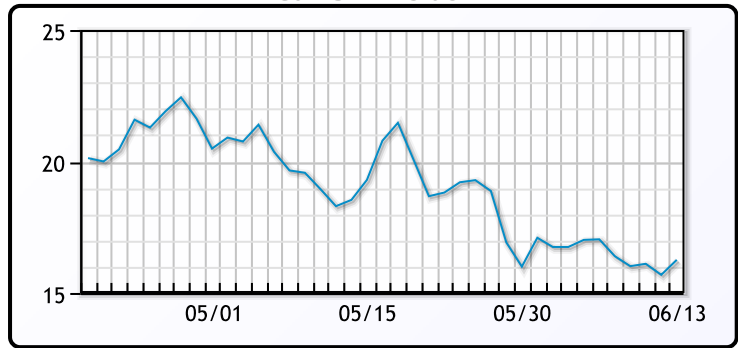
	Last	Week Ago	Month Ago
Gulf RBOB	2.2756	2.2351	2.398
Gulf ULSD	2.4283	2.2822	2.3573
NYH RBOB	2.4216	2.3951	2.508
NYH ULSD	2.4693	2.3292	2.4218
USGC 3%	64.76	61.92	65.98



3-2-1 Crack



Gulf 3-2-1 Crack



NGLs

MB

	Last	Week Ago	Month Ago
Butane	72.9	63.6	66.5
IsoButane	118.5	103.5	134.8
Natural Gasoline	149.5	144	148.8
Propane	78.3	69.9	69.5

CONWAY

	Last	Week Ago	Month Ago
Butane	86	79.5	76.5
IsoButane	129	125	137
Natural Gasoline	152	144.3	150
Propane	75	68.8	66.8

MB NON

	Last	Week Ago	Month Ago
Butane	92.9	83.6	81.5
IsoButane	118.5	103.5	134.8
Natural Gasoline	149.5	144	148.8
Propane	78.4	70	68.8

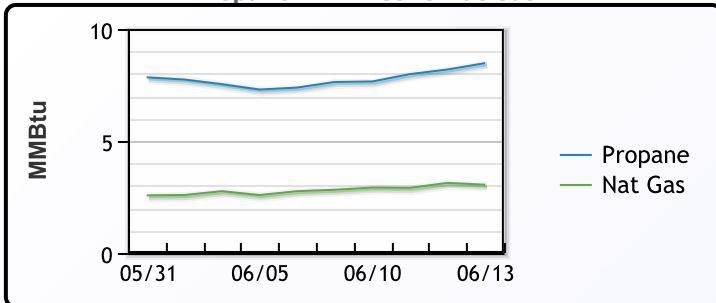
EDMONTON

	Last	Week Ago	Month Ago
Propane	51.5	44.5	44.3

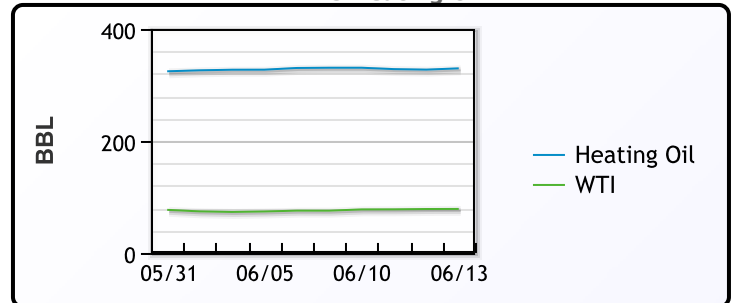
SARNIA

	Last	Week Ago	Month Ago
Propane	79.5	73	77.3

Propane MT.B Tet vs Nat Gas



WTI vs Heating Oil



FX

	Last	Change
CAD	1.3742	-0.0001
DXY	105.196	0.551
Gold	2302.83	-1.38

RATES

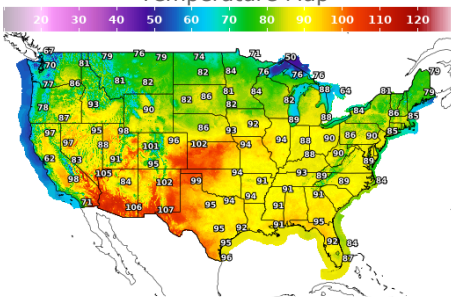
	Last	Change
US 2yr	4.6969	-0.0549
US 10yr	4.2442	-0.0718
CAN 10yr	3.327	-0.064

EQUITIES

	Last	Change
Nasdaq	17667.56	59.12
TSX	1295.214	-16.408
S&P 500	5433.74	12.71

Weather Data

Temperature Map



City	HIGH °F	LOW °F
Calgary	72	46
Conway	71	53
Cushing	91	66
Denver	93	69
Houston	94	77
Mont Belvieu	90	74
Sarnia	84	63
Williston	76	53

Precipitation Map

