



# MARKET DAILY

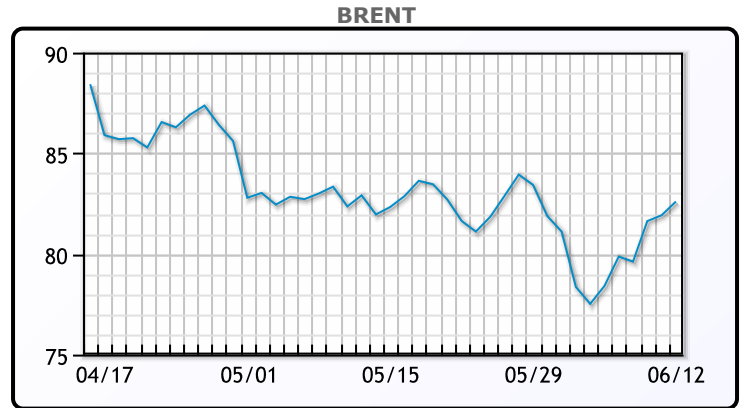
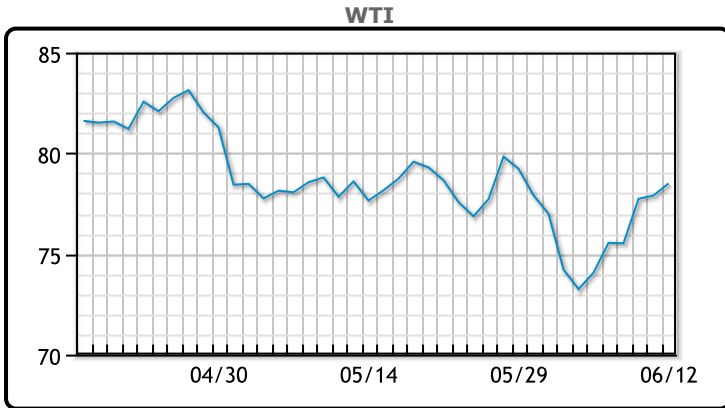
<https://www.pflpetroleum.com>  
 1865 Veterans Park Dr. Suite 303  
 Naples, Florida 34109  
 Phone: 239-390-2885  
 Fax: 239-949-0611  
 Jun 12, 2024 7:20 PM

Major Energy Futures		
	Settle	Change
Brent	82.6	0.68
Gas Oil	747.75	8
Natural Gas	3.045	-0.084
RBOB	239.44	-1.45
ULSD	244.08	1.95
WTI	78.5	0.60

### Market Commentary

Oil prices were higher today as ongoing tensions in the Middle East lent support to prices. Meanwhile, investors were left disappointed after the Federal Reserve pushed out the start of rate cuts to perhaps as late as December, with officials projecting only a single quarter-percentage-point reduction for the year. "The market is holding its breath right now," said Tim Snyder, economist at Matador Economics. "If Powell talks outside of what the Fed publishes, there could be a little discord within the policy committee as to their direction on interest rates," Snyder added. Elsewhere, European Central Bank Vice President Luis de Guindos said the ECB must move "very slowly" in reducing interest rates, because of huge uncertainty over the inflation outlook. U.S. crude stocks posted a surprise build last week, up by 3.7 MM/bbls, compared with expectations of a 1 MM/bbl draw. Gasoline stocks also rose more than expected, up by 2.6 MM/bbls, compared with analysts' expectations for a 900K/bbl build. WTI traded up \$.60 or .77% to close at \$78.50. Brent traded up \$.68 or .83% to close at \$82.60.

## Crude & Product Markets

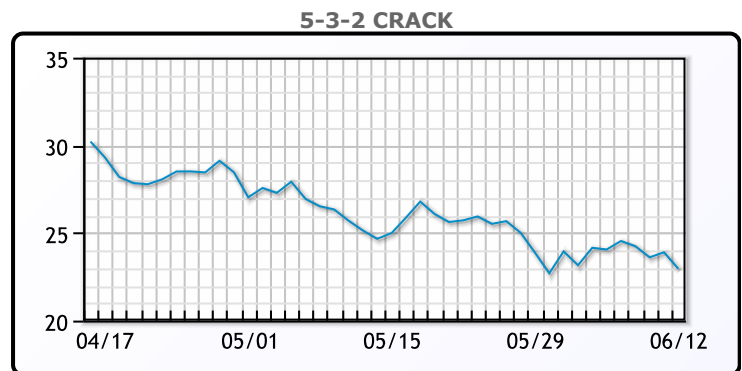
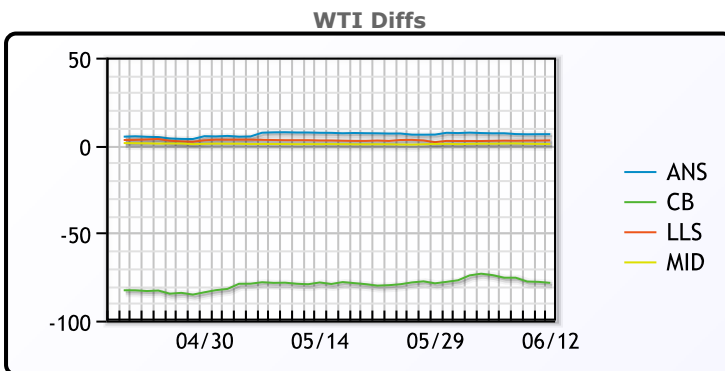


### CRUDE

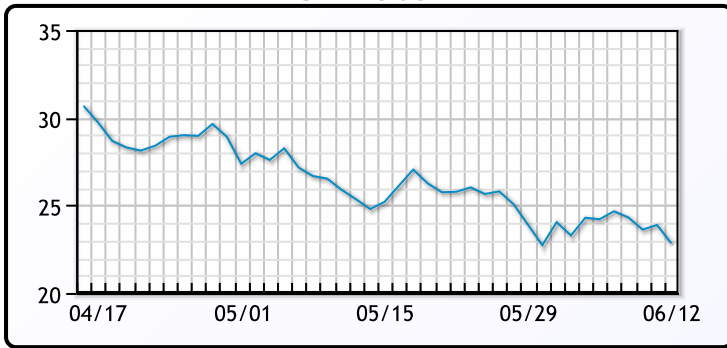
	Last	Week Ago	Month Ago
ANS	84.83	81.93	85.39
BLS	73.2	73.14	68.65
LLS	81.3	78.13	80.99
Mid	79.23	76.57	78.91
WTI	78.5	75.53	78.26

### PRODUCTS

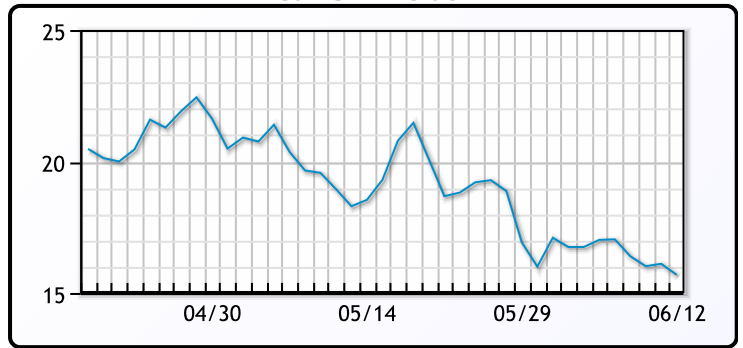
	Last	Week Ago	Month Ago
Gulf RBOB	2.2769	2.2351	2.3902
Gulf ULSD	2.3743	2.2822	2.3579
NYH RBOB	2.4004	2.3951	2.4972
NYH ULSD	2.4168	2.3292	2.4194
USGC 3%	65	61.92	65.35



3-2-1 Crack



Gulf 3-2-1 Crack



NGLs

MB

	Last	Week Ago	Month Ago
Butane	71.3	61.6	65.5
IsoButane	114	110.3	133.8
Natural Gasoline	150.5	141.8	148.4
Propane	77.6	67.6	69

CONWAY

	Last	Week Ago	Month Ago
Butane	86	78	75.8
IsoButane	129	129	137
Natural Gasoline	152.3	142.5	148.3
Propane	74.6	67	66.8

MB NON

	Last	Week Ago	Month Ago
Butane	91.3	81.6	80.5
IsoButane	114	110.3	133.8
Natural Gasoline	150.5	141.8	148.3
Propane	77.8	67.9	68

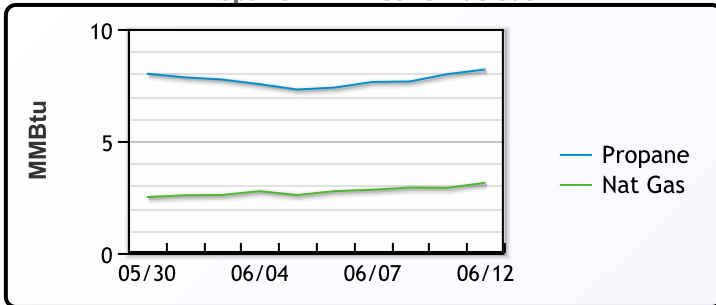
EDMONTON

	Last	Week Ago	Month Ago
Propane	51.9	43	44.3

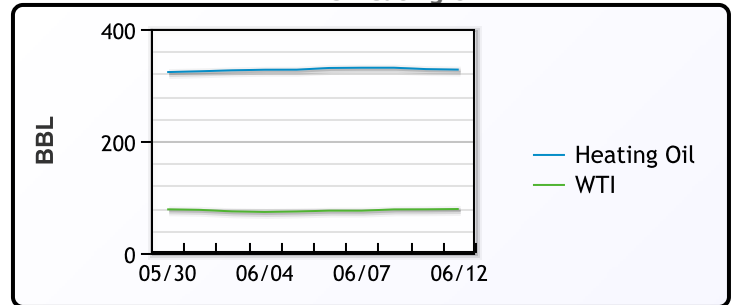
SARNIA

	Last	Week Ago	Month Ago
Propane	79.5	73	78

Propane MT.B Tet vs Nat Gas



WTI vs Heating Oil



FX

	Last	Change
CAD	1.3721	-0.0002
DXY	104.645	-0.585
Gold	2321.65	-3.33

RATES

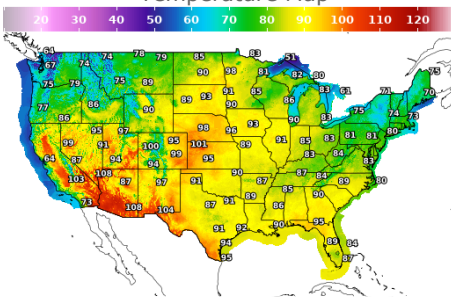
	Last	Change
US 2yr	4.7518	-0.0822
US 10yr	4.316	-0.088
CAN 10yr	3.391	-0.086

EQUITIES

	Last	Change
Nasdaq	17608.44	264.89
TSX	1311.622	3.715
S&P 500	5421.03	45.71

Weather Data

Temperature Map



City	HIGH °F	LOW °F
Calgary	65	43
Conway	74	56
Cushing	87	64
Denver	92	68
Houston	90	73
Mont Belvieu	89	71
Sarnia	78	53
Williston	79	60

Precipitation Map

