



# MARKET DAILY

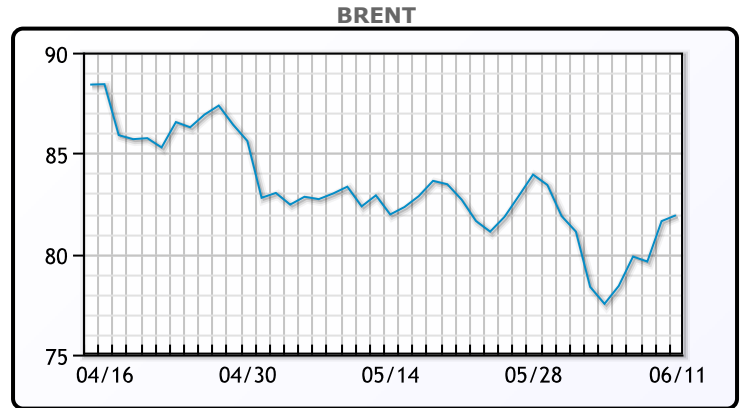
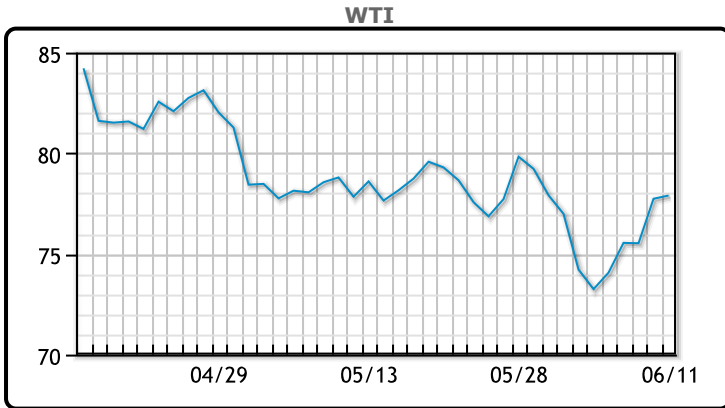
<https://www.pflpetroleum.com>  
 1865 Veterans Park Dr. Suite 303  
 Naples, Florida 34109  
 Phone: 239-390-2885  
 Fax: 239-949-0611  
 Jun 11, 2024 7:00 PM

Major Energy Futures		
	Settle	Change
Brent	81.92	0.29
Gas Oil	746	15
Natural Gas	3.129	0.223
RBOB	240.89	-0.2
ULSD	242.13	0.66
WTI	77.9	0.16

**Market Commentary**

Oil prices were higher today trading up as the EIA raised its global oil demand growth forecast. "We're now at least considering the idea that maybe demand will pick up in the second half, and the market may actually need some additional OPEC+ supply," said Tim Evans, an independent energy analyst. U.S. crude oil output in 2024 is expected to rise more than previously forecast to 13.24 million barrels, its highest ever, EIA said. Mostly strong U.S. economic data and inflation still higher than the Fed's target have pushed financial markets to limit expectations to only two 25-basis points rate reductions this year, likely starting in September. Economists have said there was a considerable risk of only one or no rate cuts in 2024. U.S. consumer prices data for May and the conclusion of the Fed's two-day policy meeting are both scheduled for Wednesday. WTI traded up \$.16 or .2% to close at \$77.80. Brent traded up \$.29 or .4% to close at \$81.92.

## Crude & Product Markets

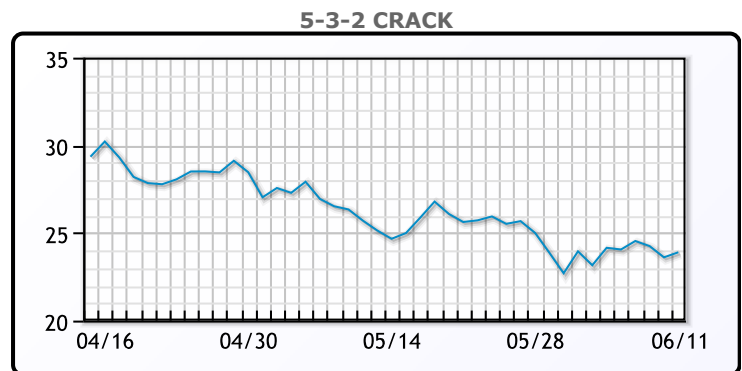
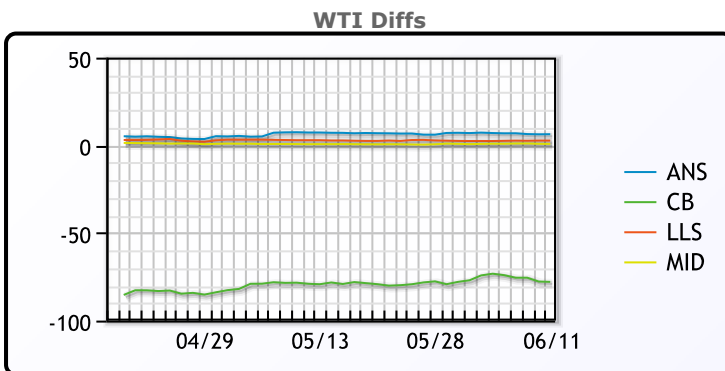


**CRUDE**

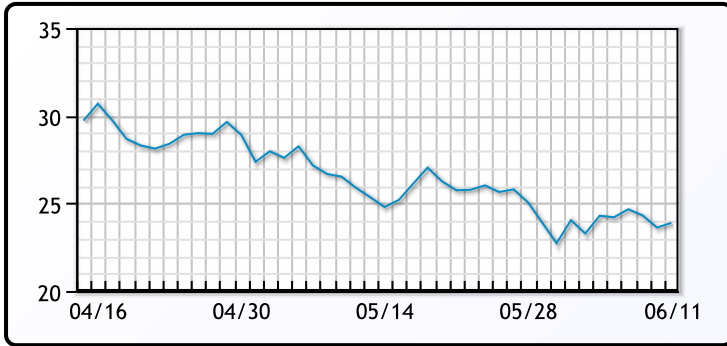
	Last	Week Ago	Month Ago
ANS	84.22	82.4	85.39
BLS	73.2	73.14	68.65
LLS	80.58	78.2	80.99
Mid	78.68	76.56	78.91
WTI	77.9	75.55	78.26

**PRODUCTS**

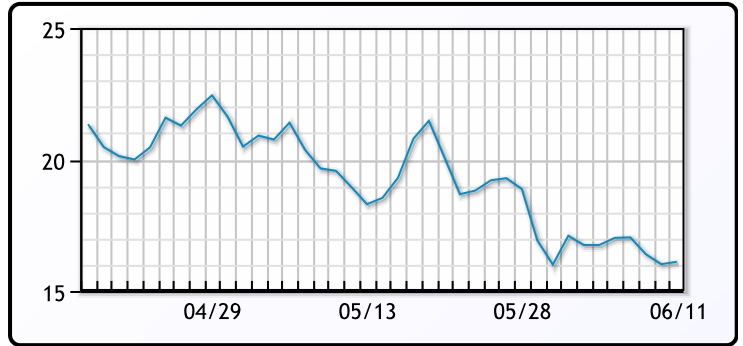
	Last	Week Ago	Month Ago
Gulf RBOB	2.2774	2.2575	2.3902
Gulf ULSD	2.3513	2.2881	2.3579
NYH RBOB	2.4149	2.4105	2.4972
NYH ULSD	2.4063	2.3376	2.4194
USGC 3%	64.52	62.52	65.35



3-2-1 Crack



Gulf 3-2-1 Crack



NGLs

MB

	Last	Week Ago	Month Ago
Butane	68.5	61.5	65.5
IsoButane	113.5	121	133.8
Natural Gasoline	149	140.9	148.4
Propane	75	66.8	69

CONWAY

	Last	Week Ago	Month Ago
Butane	83	77.8	75.8
IsoButane	129	129	137
Natural Gasoline	150	142.3	148.3
Propane	72.8	66.8	66.8

MB NON

	Last	Week Ago	Month Ago
Butane	88.5	81.5	80.5
IsoButane	113.5	121	133.8
Natural Gasoline	149	140.9	148.3
Propane	75.3	67.3	68

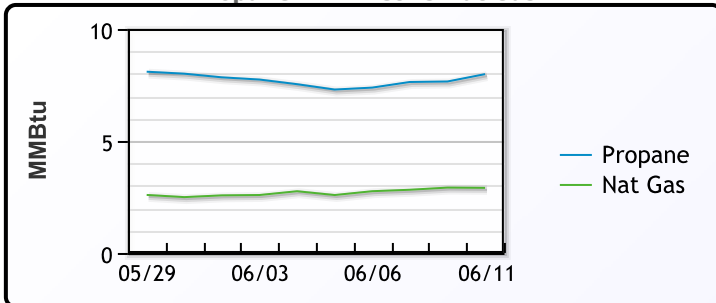
EDMONTON

	Last	Week Ago	Month Ago
Propane	49.8	42.3	44.3

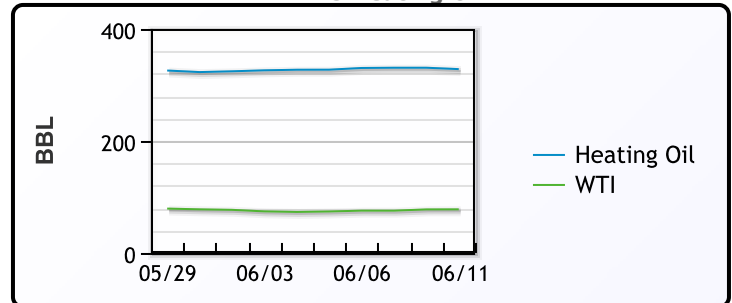
SARNIA

	Last	Week Ago	Month Ago
Propane	74.8	73	78

Propane MT.B Tet vs Nat Gas



WTI vs Heating Oil



FX

	Last	Change
CAD	1.3757	-0.0001
DXY	105.23	0.08
Gold	2316.82	-0.19

RATES

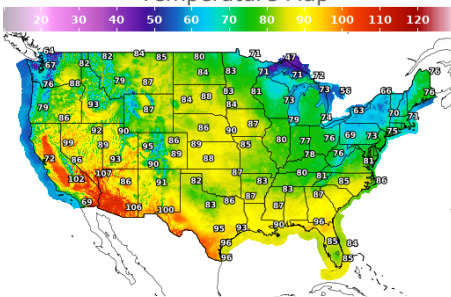
	Last	Change
US 2yr	4.834	-0.0464
US 10yr	4.404	-0.063
CAN 10yr	3.477	-0.029

EQUITIES

	Last	Change
Nasdaq	17343.55	151.02
TSX	1307.907	-10.771
S&P 500	5375.32	14.53

Weather Data

Temperature Map



City	HIGH °F	LOW °F
Calgary	75	47
Conway	73	56
Cushing	82	61
Denver	87	62
Houston	94	76
Mont Belvieu	90	74
Sarnia	69	45
Williston	84	53

Precipitation Map

