



MARKET DAILY

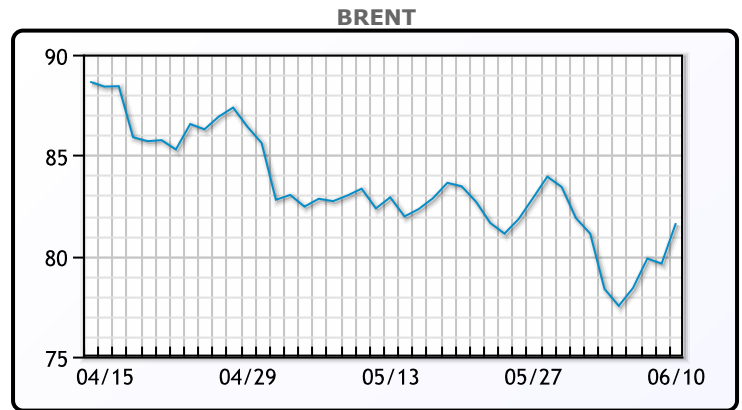
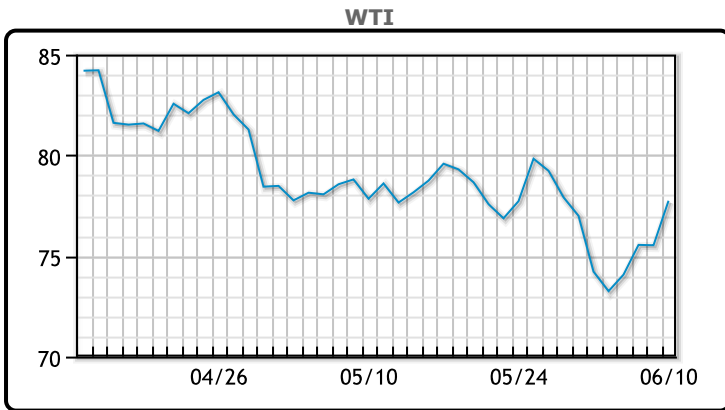
<https://www.pflpetroleum.com>
 1865 Veterans Park Dr. Suite 303
 Naples, Florida 34109
 Phone: 239-390-2885
 Fax: 239-949-0611
 Jun 10, 2024 6:24 PM

Major Energy Futures		
	Settle	Change
Brent	81.63	2.01
Gas Oil	737.25	4.25
Natural Gas	2.906	-0.012
RBOB	241.09	2.83
ULSD	241.47	6.3
WTI	77.74	2.21

Market Commentary

Oil prices closed higher on Monday to a one-week high, driven by expectations of increased summer fuel demand. Brent futures rose 2.5% to \$81.63 up \$2.01 per barrel, and U.S. West Texas Intermediate (WTI) crude climbed 2.9% to \$77.74 up \$2.21 per barrel, both reaching their highest close since May 30. Despite this optimism, there are broader concerns. Higher interest rates from the Fed, implemented to control inflation, have increased borrowing costs and could slow economic growth, thereby reducing oil demand. Additionally, a stronger U.S. dollar makes oil more expensive for international buyers, potentially lowering demand. Investor focus now shifts to the upcoming U.S. consumer price index data and the Fed's policy meeting. Expectations for rate cuts in September have diminished after strong job data, with current projections suggesting only one rate cut this year. Market participants are also awaiting oil supply and demand reports from the U.S. EIA, OPEC, and the International Energy Agency later in the week.

Crude & Product Markets

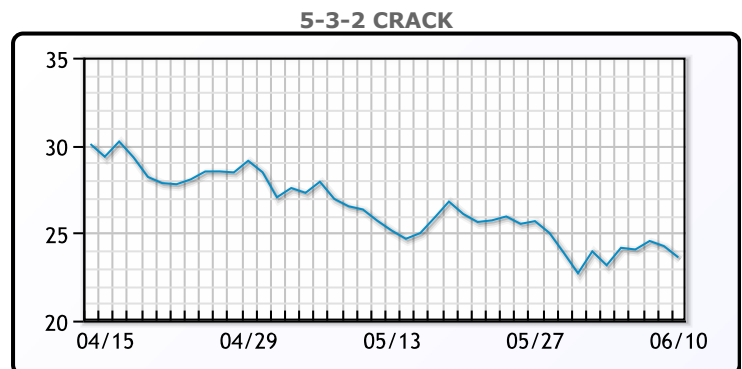
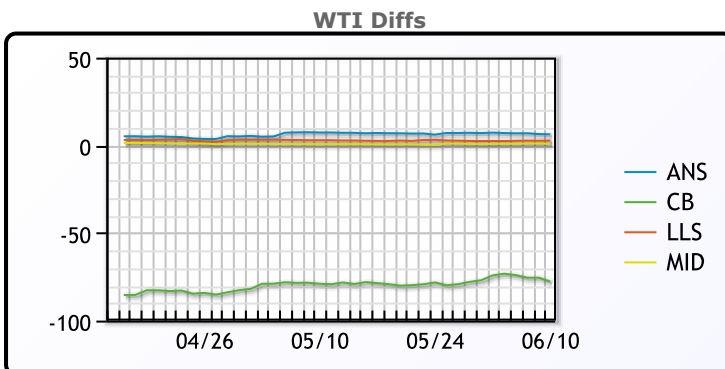


CRUDE

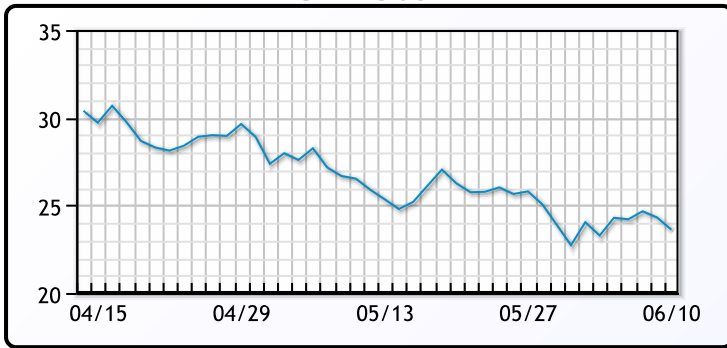
	Last	Week Ago	Month Ago
ANS	84	80.89	85.39
BLS	73.2	73.14	68.65
LLS	80.42	76.62	80.99
Mid	78.59	74.95	78.91
WTI	77.74	74.07	78.26

PRODUCTS

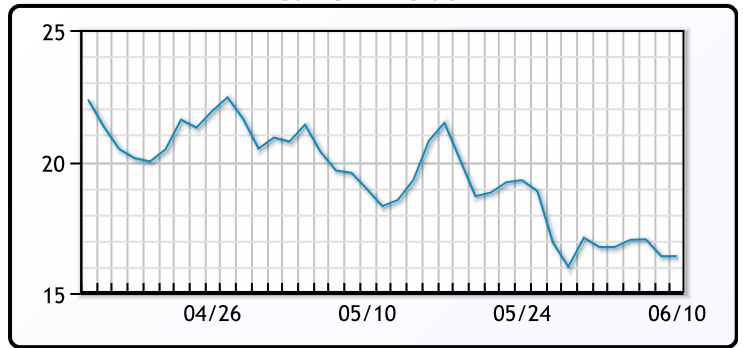
	Last	Week Ago	Month Ago
Gulf RBOB	2.2719	2.2286	2.3902
Gulf ULSD	2.3447	2.2311	2.3579
NYH RBOB	2.4169	2.3636	2.4972
NYH ULSD	2.3872	2.2991	2.4194
USGC 3%	64.37	61.1	65.35



3-2-1 Crack



Gulf 3-2-1 Crack



NGLs

MB

	Last	Week Ago	Month Ago
Butane	75	69.5	70.875
IsoButane	110	125	132.5
Natural Gasoline	148.1	142.5	148.4
Propane	73.375	67.75	68.875

CONWAY

	Last	Week Ago	Month Ago
Butane	83	78.25	77
IsoButane	127	133	143
Natural Gasoline	149	145.5	149
Propane	71.5	65.75	66.875

MB NON

	Last	Week Ago	Month Ago
Butane	87	81.5	80.875
IsoButane	110	125	132.5
Natural Gasoline	148.5	143	148.5
Propane	73.6	67.8	68

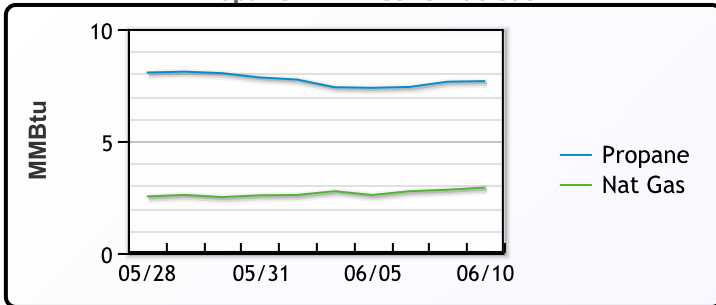
EDMONTON

	Last	Week Ago	Month Ago
Propane	47.3	41	44.3

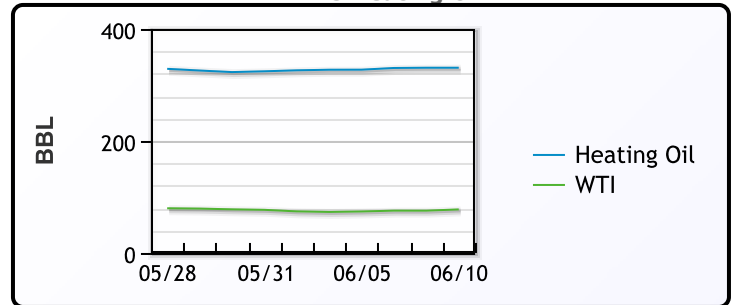
SARNIA

	Last	Week Ago	Month Ago
Propane	74.8	75.8	78

Propane MT.B Tet vs Nat Gas



WTI vs Heating Oil



FX

	Last	Change
CAD	1.3757	-0.0002
DXY	105.15	0.265
Gold	2311.57	0.69

RATES

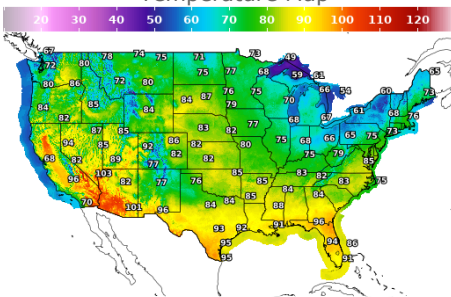
	Last	Change
US 2yr	4.8804	-0.0064
US 10yr	4.467	0.0335
CAN 10yr	3.506	0.04

EQUITIES

	Last	Change
Nasdaq	17192.53	59.4
TSX	1318.678	1.901
S&P 500	5360.79	13.8

Weather Data

Temperature Map



City	HIGH °F	LOW °F
Calgary	70	49
Conway	68	46
Cushing	82	59
Denver	79	62
Houston	95	77
Mont Belvieu	92	75
Sarnia	57	48
Williston	69	56

Precipitation Map

